



ANNUAL REPORT 2022-23



DEPARTMENT FOR PROMOTION OF INDUSTRY & INTERNAL TRADE
MINISTRY OF COMMERCE & INDUSTRY
GOVERNMENT OF INDIA



Annual Report 2022-23



Government of India
Ministry of Commerce and Industry
Department for Promotion of Industry & Internal Trade

Contents

S. No.	Chapter	Page
1.	Role and Functions	1
2.	Industrial Promotion	21
3.	PM Gatishakti National Master Plan (NMP) for Multimodal Connectivity	31
4.	Industrial Corridors	34
5.	Regulatory Reforms- Creating Ease for Doing Business	44
6.	Startup India	47
7.	Protection of Intellectual Property Rights	51
8.	Investment Promotion and International Co-operation	66
9.	Schemes for Regional Development	76
10.	G20 Presidency by India	83
11.	India International Convention & Expo Centre (IICC) Dwarka	87
12.	Specific Industries and their Development	90
13.	Administration of the Boilers Act, 1923	114
14.	United Nations Industrial Development Organization (UNIDO)	117
15.	Attached & Subordinate Offices and other Organisations	124
16.	Representation of Scheduled Castes/Scheduled Tribes/OBCs/ Ex-servicemen and Physically Disabled persons in Services	189
17.	Women Welfare Activities	190
18.	Implementation of Official Language Policy	191
19.	Vigilance Activities	194
20.	Citizen's Charter	195
21.	Right to Information	200
	Annexure A	202
	Appendices I-IX	206

Role and Functions

1.1 Introduction

1.1.1 The Department for Promotion of Industry and Internal Trade (DPIIT) was established in the year 1995 and was reconstituted in the year 2000 with the merger of the Department of Industrial Development. The department was earlier called Department of Industrial Policy & Promotion and was renamed as DPIIT in January, 2019.

1.1.2 In 2018, matters related to e-commerce were transferred to the Department and in 2019, the Department has been given charge for matters related to Internal Trade, welfare of traders and their employees and Startups. The mandate for integrated development of Logistic Sector has also been allocated to DPIIT in November, 2021.

1.1.3 The role of DPIIT is to promote industrial Development of the Country by facilitating investment in new and upcoming technology, accelerate & foreign direct investment and support a balanced development of industries & trade.

1.2 Allocation of Business to the Department

1.2.1 According to the Allocation of Business (AOB) Rules, as updated, the Department is responsible for determining the Industrial Policy at Central Government level, including the following matters:

i. General Industrial Policy

- ii. Administration of Industries (Development and Regulation) Act, 1951, grant of Industrial Licenses (IL) and acknowledging Industrial Entrepreneurs Memorandum (IEM).
- iii. Industrial management
- iv. Productivity in industry
- v. Matters related to e-Commerce
- vi. Promotion of Internal Trade, Including Retail Trade.
- vii. Welfare of Traders and their Employees.
- viii. Matter relating to Facilitating “Ease of Doing Business”
- ix. Matters related to Start-Ups
- x. Integrated development of logistics sector.
- xi. Monitoring of implementation of Projects for their expeditious completion.
- xii. Implementation of PM Gati Shakti National Master Plan.

1.2.2 The Department handles matters related to Protection of Intellectual Property Rights (IPR) and administers acts related to IPRs.

1.2.3 The Department also handles matters related to Foreign Direct Investment (FDI) and undertakes promotion of direct foreign and non-resident investment. It looks after promotion of investments by Overseas Indian in India, including innovative investments

and policy initiatives consistent with the overall Government policies, particularly in areas such as Special Economic Zones for Overseas Indians.

1.2.4 The Department is responsible for promotion and development of industries related to Cables, Light Engineering products (eg. Sewing machines, typewriters, weighing machines, bicycles, etc.), Light Industries (e.g. Polywood, stationery, kmatches, cigarettes, etc.), Light Electrical Engineering products, Raw Films, Hard Board, Paper and Newsprint, Tyres and Tubes, Salt, Cement, Ceramics, Tiles and Glass, Leather and Leather Goods Industry, Soaps and Detergents, Footwear Design & Development and any other Industry not covered by other Ministries/Departments.

1.2.5 The following legislations are administered by the Department:

- i. The Industries (Development and Regulation) Act, 1951
- ii. The Explosives Act, 1884
- iii. The Inflammable Substances Act, 1952
- iv. The Boilers Act, 1923
- v. The Patents Act, 1970.
- vi. The Copyright Act, 1957.
- vii. The Trade Marks Act, 1999.
- viii. The Designs Act, 2000.
- ix. The National Institutes of Design Act, 2014.
- x. The Geographical Indications of Goods (Registration and Protection) Act, 1999.
- xi. The Semiconductor Integrated Circuits Layout-Design Act, 2000.

1.3 Organization of DPIIT

1.3.1 The Organization chart of the Department for Promotion of Industry & Internal Trade (DPIIT) is at **Appendix-I**, while a list of the attached and subordinate offices and

other organizations under the Department is at **Appendix-II**.

MAJOR PROGRAMMES /SCHEMES/ POLICIES

1.4 Foreign Direct Investment (FDI)

1.4.1 The Department for Promotion of Industry and Internal Trade is the Nodal Department for formulation of policy of the Government on Foreign Direct Investment (FDI). It is responsible for maintenance and management of data on inward FDI, based upon the remittances reported by the Reserve Bank of India. With a view to attract higher levels of FDI, Government has put in place a liberal policy on FDI, under which, FDI up to 100%, is permitted, under the automatic route, in most sectors/activities.

1.4.2 Significant changes have been made in the FDI policy regime in the recent times to ensure that India remains an increasingly attractive investment destination. The Department plays an active role in the liberalization and rationalization of the FDI policy. Towards this end, it has been constructively engaged in the extensive stakeholder consultations on various aspects of the FDI Policy.

1.4.3 Further, after abolition of the erstwhile Foreign Investment Promotion Board (FIPB), process for granting FDI approvals has been simplified wherein the work relating to processing of applications for FDI and approval of the Government thereon under the extant FDI Policy and FEMA, is now handled by the concerned ministries/Departments. However, Department for Promotion of Industry and Internal Trade (DPIIT) is a single point interface of the Government to facilitate investors for Foreign Direct Investment through approval route.

1.4.4 National Single Window System (NSWS) has been launched as the online single point interface of the Government of India for investors to start any industry in India and take requisite permissions. This portal is also be used for seeking Government approval for Foreign Direct Investment, wherever required. DPIIT is the Competent Authority for grant of Approvals/ Rejection of foreign investment proposals requiring Government approval in case of Trading (Single, Multi brand and Food Product Retail Trading) and for investments related to product categories under its mandate.

1.5 Make in India (MII)

1.5.1.1 DPIIT has been at the forefront of supporting the manufacturing and investment ecosystem in the country. “Make in India” was launched on September 25, 2014, to facilitate investment, foster innovation, building best in class infrastructure, and making India a hub for manufacturing, design, and innovation. The development of a robust manufacturing sector continues to be a key priority of the Indian Government.

1.5.1.2 It was one of the first ‘Vocal for Local’ initiatives that exposed India’s manufacturing domain to the world. The sector has the potential to not only take economic growth to a higher trajectory but also to provide employment to a large pool of our young labour force.

1.5.1.3 Since its launch, Make in India has made significant achievements and is now focusing on 27 sectors under Make in India 2.0. DPIIT is coordinating Action Plans for 15 manufacturing sectors, while the Department of Commerce is coordinating for 12 service sectors. Now, DPIIT is working closely with 24 sub-sectors which have been chosen keeping in mind the Indian industries strengths and competitive edge, need

for import substitution, potential for export and increased employ ability. These 24 sub-sectors are – furniture, air-conditioners, leather and footwear, ready to eat, fisheries, agri-produce, auto components, aluminum, electronics, agrochemicals, steel, textiles, EV components and integrated circuits, ethanol, ceramics, set top boxes, robotics, televisions, close circuit cameras, toys, drones, medical devices, sporting goods, gym equipment. Efforts are on to boost the growth of the sub-sectors in a holistic and coordinated manner.

1.5.1.4 Investment outreach is being done through Ministries, State Governments and Indian Missions abroad; Investment Identification of potential investors, hand holding and investment facilitation is done through Invest India.

1.5.2 Empowered Group of Secretaries (EGoS):

1.5.2.1 In order to provide support and facilitation to investors for investing in India and to boost growth in key sectors of the economy, an Empowered Group of Secretaries (EGoS) has been created, which will look into hindrances being faced by investors, and also take up cross cutting policy issues with the following objectives:-

- To bring synergies and ensure timely clearances from different Departments and Ministries.
- To attract increased investments into India and provide investment support and facilitation to global investors.
- To facilitate investments of top investors in a targeted manner and to usher policy stability & consistency in the overall investment environment.

1.5.3 Project Development Cells:

1.5.3.1 In the midst of COVID-19 pandemic, with a view to support, facilitate and provide investor friendly ecosystem to investors investing in India, the Union Cabinet approved constitution of Project Development Cells (PDCs) in Ministries/Departments to fast-track investments in coordination between the Central Government and State Governments and thereby grow the pipeline of investible projects in India to increase domestic investments and FDI inflow. Project Development Cells (PDCs) have been set up in 29 Ministries/Departments to fast track investment in coordination between the Central Government and State Governments and thereby enhance the pipeline of investible projects in India and in turn increase domestic investment and FDI inflows. PDCs have the following main objectives:-

- a. To create projects with all approvals, land available for allocation and with the complete detailed project reports for adoption/ investments by investors.
- b. To identify issues that need to be resolved in order to attract and finalize the investments and put forth these before the Empowered Group

1.5.4 Investment promotion and International Cooperation:

1.5.4.1 Investment promotion is a multi-faceted strategic activity that pursues bringing investment opportunities to the existing & potential investors. It also accentuates the influx of capital, jobs, skills, technology, and increases productivity, and innovation for a country. To garner these benefits, investment promotion requires continuous efforts to be channelized around the main activities such as Foreign Direct Investment reforms, Ease of Doing Business reforms, Investment facilitation and Targeted outreach.

1.5.4.2 DPIIT has been entrusted with the task of attracting domestic and foreign investments in the country. To increase the investment inflow, the department has been undertaking various initiatives and reforms such as the launching of Make in India, supporting Champion Sectors and Sub-sectors, setting up of an Empowered Group of Secretaries (EGoS) and Project Development Cells (PDCs), creating an Industrial Information System and National Investment Clearance Cell amongst others.

1.5.4.3 International co-operation for industrial partnerships is solicited through both bilateral and multilateral arrangements. DPIIT also coordinates with Invest India (National Investment Promotion and Facilitation Agency) and apex industry associations like Federation of Indian Chambers of Commerce and Industry (FICCI), Confederation of Indian Industry (CII), Associated Chambers of Commerce and Industry (ASSOCHAM), etc., in activities relating to promotion of industrial cooperation, both through bilateral and multilateral initiatives, intended to stimulate the flow of foreign direct investment into India.

1.5.5 Invest India:

1.5.5.1 Invest India is the National Investment Promotion and Facilitation Agency of India and acts as the first point of reference for investors. It acts as a facilitation arm for the Government of India for two of its key initiatives “Make in India” and “Start-up”. Invest India provides complete end-to-end facilitation support to companies looking at investing in India by working very closely with the relevant stakeholders in the Government of India, Industry Associations, Private companies and Indian Embassies abroad.

1.5.5.2 It is transforming the country's investment climate by simplifying the business

environment for investors. Its experts, specializing across different countries, states and sectors, handhold investors through their investment life-cycle from pre-investment to after-care. This venture provides multiple forms of support such as market entry strategies, deep dive industry analysis, partner search, location assessment and policy advocacy with decision-makers

1.5.6 Steering Committee for Advancing Local Value-Add and Employment (SCALE)

1.5.6.1 With Hon'ble Prime Minister's clarion call for Aatmanirbhar Bharat (आत्मनिर्भर भारत) made in his speech to the nation on 12th May 2020, 24 sub-sectors were identified by Ministry of Commerce & Industry in which India can truly become self-reliant by strengthening domestic manufacturing, which will translate into more employment opportunities, greater potential for exports, and a sound manufacturing base within the country to meet its own demand. A Steering Committee for Advancing Local Value-Add and Employment (SCALE) was constituted by Hon'ble Minister for Commerce & Industry, under the chairmanship of Dr. Pawan Goenka, Chairman, IN-SPACe, and former MD & CEO, Mahindra & Mahindra Ltd. for the purpose. The Committee currently has 14 members with representation from various industries and officials from Ministry of Commerce & Industry. Some sectors under study by the Committee include Air Conditioners, Furniture, Leather and Footwear, Auto Components, Closed Circuit Cameras, Toys, Sporting Goods & Gym Equipment and Bicycles & E-cycles amongst others.

1.5.7 India Industrial Land Bank (IILB)

1.5.7.1 The Group of Secretaries on Commerce and Industry formed by the Government in September 2016 recommended that NITI Aayog

may coordinate and develop a comprehensive National Plan for Manufacturing Clusters in collaboration with the respective Ministries and States. The objective of the National Plan is to bring about convergence in the multiple models of development of industrial clusters by the Central Government and State Governments so as to affect better cost efficiency and optimal utilization of resources.

1.5.7.2 In accordance with the recommendations of the GoS (C&I), the DPIIT has developed an India Industrial Land Bank (IILB) (earlier known as Industrial Information System) which provides a GIS-enabled database of industrial areas including clusters, parks, nodes, zones, etc. across the country **to help investors identify their preferred location for investment** (URL : <https://iis.ncog.gov.in/parks/login1>).

1.5.8 Industrial Park Rating System (IPRS)

1.5.8.1 Industrial Park Rating System (IPRS) is an exercise which recognizes best performing parks, identifying interventions and **serving as a decision support system for investors and policy makers**. This exercise is being undertaken by DPIIT, Invest India and ADB. DPIIT released a pilot phase report in 2018 on Industrial Park Rating System aimed at enhancing industrial competitiveness. DPIIT developed **'Industrial Park Rating System 2.0'** that widened its coverage and aimed to bring in qualitative assessment further to the pilot phase. Under IPRS 2.0, the assessment of Industrial Parks including private industrial parks and SEZs with introduction of qualitative indicators for assessing these parks/zones were undertaken across parameters identified under the 4 pillar i.e. internal infrastructure & utilities, External infrastructure & Connectivity, Business Support Systems, and Environmental & Safety Management. The exercise was concluded by

releasing of report on Industrial Park Rating System 2.0 on 5th October, 2021.

1.5.8.2 Further, capacity building workshops on the findings of Industrial Park Rating System (IPRS) 2.0/Gap Assessment Reports (GAR) with the States/UTs are being held State/UT physically as well as virtually to highlights the best practices across industrial parks in the States/UT and address key gaps with the technical support of Asian Development Bank (ADB) and Invest India team.

1.6 Development of Logistics Sector

1.6.1 This Logistics Division was created in the Department of Commerce with amendment in the Allocation of Business Rules in July 2017 with the mandate for integrated development of logistics sector in the country and to bring about reduction in the logistics cost. For the said mandate, the Division has been engaged in identification of regulatory, infrastructure or services bottlenecks in freight logistics and easing them through industry engagement and inter-ministerial coordination, monitoring performance and efficiency of logistics infrastructure and services, creation of an integrated system of infrastructure and policy/regulatory interventions to promote inter-modality and identification of skill gaps across modes.

1.6.2 The Division is also promoting and encouraging adoption of digitization across logistics value chains. On 13th October 2021, Hon'ble Prime Minister inaugurated '**PM Gati Shakti National Master Plan**' for multimodal infrastructure connectivity to various Economic Zones. Subsequently CCEA had approved the Cabinet Note mooted by the Department for Promotion of Industry and Internal Trade (DPIIT) on PM Gati Shakti on 21st October 2021. Subsequently, vide Cabinet Secretariat

Notification dated 10th November 2021, the mandate for integrated development of Logistics Sector has been allocated to DPIIT and Logistics Division stands shifted to DPIIT.

1.7 Project Monitoring Group (PMG)

1.7.1 Project Monitoring Group (PMG) is an institutional mechanism for resolving issues and bottlenecks and fast tracking the setting up and commissioning of large infrastructure projects in Public and Private sectors.

1.7.2 Any investor facing delays or bottlenecks in the execution of a project with an estimated value of Rs 500 crore and above can raise it on the PMG portal, which in turn takes them up with concerned authorities in the Central or State Governments until the issues are resolved.

1.7.3 Furthermore, the PMG portal has been upgraded from an issue-based resolution mechanism to a Milestone-based monitoring system as per the recent directives of the Cabinet Secretary. The new system will ensure proactive monitoring of projects and will help in initiating course correction measures in time. This will put the Project Monitoring Group at the forefront of driving transformational change in the infrastructure space.

1.7.4 PMG portal (<https://pmg.dpiit.gov.in>) has been developed with an agile and user-friendly interface to strengthen the project monitoring framework. All the relevant stakeholders including project proponents, central ministries, and state departments have been onboarded on the portal for regular updation of the project milestones and issue statuses.

1.7.5 As of 20th December 2022, 1978 Infrastructure projects worth ~INR 64.3 Lakh Crore are enlisted on PMG portal. PMG has the

facilitated resolution of 5470 issues in these projects till now.

1.7.6 Since April 2022, PMG has facilitated the resolution of 1349 issues pertaining to 316 projects worth INR 14.39 Lakh Crores. For this, PMG team has conducted more than 40 meetings with various stakeholders including State Governments and Central Ministries.

1.8 Industrial Corridors

1.8.1 Government of India is developing various Industrial Corridor Projects as part of National Industrial Corridor programme which is aimed at development of futuristic industrial cities in India which can compete with the best manufacturing and investment destinations in the world. The program is aimed at providing multi modal connectivity with complete “plug and play” infrastructure till the plot level along with building resilient and sustainable future ready cities.

1.8.2 Delhi Mumbai Industrial Corridor (DMIC) Project is the first Industrial Corridor which is being implemented in the country wherein substantial progress has been made. For coordinated and unified development of industrial corridor projects, Government of India on 7th December 2016, approved expansion of the scope of existing DMIC Project Implementation Trust Fund (PITF) and re-designated it as National Industrial Corridor Development and Implementation Trust (NICDIT).

1.8.3 Presently, as part of National Industrial Corridor Programme, following 11 Industrial Corridors are being taken up for development with 32 Projects to be developed in 04 phases forming part of National Infrastructure Pipeline (NIP):

i. Delhi Mumbai Industrial Corridor (DMIC);

- ii. Chennai Bengaluru Industrial Corridor (CBIC);
- iii. Amritsar Kolkata Industrial Corridor (AKIC);
- iv. East Coast Industrial Corridor (ECIC) with Vizag Chennai Industrial Corridor (VCIC) as Phase 1;
- v. Bengaluru Mumbai Industrial Corridor (BMIC);
- vi. Extension of CBIC to Kochi via Coimbatore;
- vii. Hyderabad Nagpur Industrial Corridor (HNIC);
- viii. Hyderabad Warangal Industrial Corridor (HWIC);
- ix. Hyderabad Bengaluru Industrial Corridor (HBIC);
- x. Odisha Economic Corridor (OEC) and
- xi. Delhi Nagpur Industrial Corridor (DNIC).

1.9 Ease of Doing Business (EODB)

1.9.1 DPIIT is the nodal Department for coordinating the initiatives under Ease of Doing Business. DPIIT is spearheading the exercise for improving overall business regulatory environment in the country by streamlining the existing regulations and processes and eliminating unnecessary requirements and procedures.

1.9.2 DPIIT, in consultation with the State Governments, started a comprehensive reform exercise in States and UTs in December 2014. Under the Business Reforms Action Plan (BRAP), all States/UTs in the country are assessed on the basis of reforms undertaken by them on designated parameters. BRAP covers reform areas such as Information Wizard, Single Window Systems, Online Building Permission

System, Inspection Reforms, Labour Reforms, etc. This exercise has helped in improving business environment across States/UTs.

1.9.3 Till date five editions of BRAP (2015, 2016, 2017-18, 2019 and 2020) have been completed and States/UTs have been assessed accordingly. The Action Plan for BRAP, 2022 (i.e., the sixth edition) was shared with States/UTs for its implementation and is currently under progress.

1.9.4 The Action Plan for BRAP 2022 consists of 352 reforms, divided into two Parts - Part A (Business centric reforms) and Part B (Citizen centric reforms). Citizen centric reforms (91 reforms) have been included for the first time to enable Ease of Living across the country. Reforms related to integration of State Single Window with National Single Window System (NSWS) have also been included in BRAP 2022. This would facilitate the investors to get all the information and obtain the required approvals (Centre and/or State) through NSWS as well as State Single Window.

1.9.5 DPIIT also coordinates with Ministries/Departments and States/UTs for initiatives to reduce compliance burden on citizen and business activities. The objective of this exercise is to improve Ease of Doing Business and Ease of Living by Simplifying, Rationalizing, Digitizing and Decriminalizing Government to Business and Citizen Interfaces across Ministries/States/UTs. The key focus areas of the initiative are:

1. Simplification of procedures related to applications, renewals, inspections, filing records, etc.
2. Rationalization of legal provisions, by repealing, amending or omission of redundant laws,
3. Digitization of government processes by

creating online interfaces, and

4. Decriminalization of minor, technical or procedural defaults

1.9.6 One of the focus areas in reducing compliance burden exercise is decriminalization of minor offences. DPIIT is regularly coordinating with Ministries/Departments and States/UTs for the exercise of reducing compliance burden on citizens and business activities and decriminalization. Through Regulatory Compliance (RC) Portal, industry stakeholders and trade bodies such as CII, FICCI and ASSOCHAM are able to submit compliances and propose recommendations. This acts as a bridge between industries and the Government to minimize and decriminalize burdensome compliances.

1.9.7 As part of the Decriminalization exercise, proposal for the Introduction of “Jan Vishwas (Amendment of Provisions) Bill, 2022” was approved by the Cabinet Secretariat on 16th December, 2022. The Bill has been introduced in the Lok Sabha on 22nd December, 2022 and referred to Joint Committee of the Parliament for examination of the Bill.

1.9.8 National Single Window System (NSWS)

1.9.8.1 The setting up of National Single Window System (NSWS) was announced in the Budget 2020-21 with the objective to provide “end to end” facilitation and support to investors, including pre investment advisory, provide information related to land banks and facilitate clearances at Centre and State level. Envisioned as a one-stop shop for investor related approvals and services in the country, the National Single Window System (NSWS) was soft-launched on 22nd September 2021 by Hon'ble Union Minister of Commerce and Industry, Consumer Affairs, Food and Public

Distribution and Textiles, Shri Piyush Goyal.

1.9.8.2 Currently, KYA (Know-Your-Approval) module of NSWS is live with 598 approvals across 32 Central Ministries/Departments and 4210 approvals across 32 States/UTs. More than 1.4L investors have used the KYA (Know Your Approvals) module to know about approvals they need in starting and running their businesses. The platform is stable and running live with approvals live from 27 Central Ministries/ Departments. Currently, 19 States/ UTs integrated with NSWS namely Andhra Pradesh, Arunachal Pradesh, Bihar, Goa, Gujarat, Himachal Pradesh, Haryana, Jammu & Kashmir, Karnataka, Madhya Pradesh, Maharashtra, Nagaland, Odisha, Punjab, Tamil Nadu, Telangana, Tripura, Uttar Pradesh, Uttarakhand. The NSWS Team is working with remaining States/UTs to complete on boarding of all 36 States/UTs by 31st March 2023.

1.9.9 One District One Product (ODOP)

1.9.9.1 The ODOP Initiative is aimed at manifesting the vision of the Hon'ble Prime Minister of India to foster balanced regional development across all districts of the country. The idea is to select, brand, and promote One Product from each District (One District – One Product) of the country for enabling holistic socio-economic growth across all regions. The product lists have been signed off by each of the States/ UTs with Principal Secretary, Industries/ MSME as the nodal department.

1.10 Start-up India

1.10.1 Startup India is a flagship initiative of the Government of India, intended to catalyze startup culture and build a strong and inclusive ecosystem for innovation and entrepreneurship in India. The Startup India Action Plan was launched on 16th January, 2016 with the

objective of supporting entrepreneurs, building up a robust startup ecosystem and transforming India into a country of job creators instead of job seekers. Department for Promotion of Industry & Internal Trade (DPIIT) acts as the nodal Department for coordinating the efforts of all Central Government Departments and State Governments for carrying this plan forward.

1.11 Public Procurement

1.11.1 “Public Procurement (Preference to Make in India) Order, 2017” (PPP-MII Order 2017), issued pursuant to Rule 153 (iii) of the General Financial Rules 2017, with the aim to create an assured domestic market for manufacturers, who are genuinely ‘Make in India’, thereby encouraging utilization of Indian material resources for the provision of goods required for public procurements.

1.11.2 Various activities being performed by the Division are as under:

- i. Oversee the implementation of PPP-MII Order, including issuance of amendments/ clarifications in PPP-MII Order 2017, based upon feedback/ response received from stakeholders.
- ii. Advise various Nodal Ministries/ Departments and procuring agencies on matters related to PPP-MII Order.
- iii. Scrutiny of high value tenders published on Central Public Procurement and GeM Portal for its compliance with PPP-MII Order and follow up with concerned procuring agency and controlling Ministry/ Department for corrective action.
- iv. Analyze the grievances, received from stakeholders for alleged violation of PPP-MII Order, and advise concerned procuring agency and controlling Ministry/ Department for resolution.

- v. Convene Industry specific grievance review meetings for speedy resolution of industry grievances.
- vi. Process applications received for registration of bidders, having beneficial ownership in land border sharing countries, under GFR Rule 144(xi).
- vii. Process requests seeking permission for floating global tender enquiry under GFR Rule 166(iv).
- viii. Convene Standing Committee meetings for resolution of outstanding issues related to implementation of PPP-MII Order as also for resolution for grievances, received from stakeholders for alleged violation of PPP MII Order.
- ix. Follow-up with the State Government for adoption of measures similar to PPP-MII Order in State Government Procurement.

1.12 National Intellectual Property Rights (IPR) Policy

1.12.1 The National IPR Policy, approved on 12th May, 2016 lays the roadmap for intellectual property in India. The Policy recognizes the abundance of creative and innovative energies that flow in India, and the need to tap into and channelize these energies towards a better and brighter future for all. The National IPR Policy is a vision document that aims to create and exploit synergies between all forms of intellectual property (IP), concerned statutes and agencies. It sets in place an institutional mechanism for implementation, monitoring and review. It aims to incorporate and adapt global best practices to the Indian scenario. This policy shall weave in the strengths of the Government, research and development organizations, educational institutions, corporate entities including MSMEs, start-ups and other stakeholders in creation of

an innovation-conducive environment, which stimulates creativity and innovation across sectors, as also facilitates a stable, transparent and service-oriented IPR administration in the country.

1.12.2 The policy recognizes that India has a well-established TRIPS compliant legislative administrative and judicial framework to safeguard IPRs, which meets its international obligations while utilizing the flexibility provided in the international regime to address its developmental concerns. It reiterates India's commitment to the Doha Development Agenda and the TRIPS agreement.

1.12.3 The Policy lays down the following objectives:

- i. IPR Awareness: Outreach and Promotion- To create public awareness about the economic, social and cultural benefits of IPRs among all sections of society.
- ii. Generation of IPRs: To stimulate the generation of IPRs.
- iii. Legal and Legislative Framework: To have strong and effective IPR laws, which balance the interests of rights owners with larger public interest.
- iv. Administration and Management: To modernize and strengthen service oriented IPR administration.
- v. Commercialization of IPRs: Get value for IPRs through commercialization.
- vi. Enforcement and Adjudication: To strengthen the enforcement and adjudicatory mechanisms for combating IPR infringements.
- vii. Human Capital Development: To strengthen and expand human resources, institutions and capacities for teaching,

training, research and skill building in IPRs.

1.12.4 These objectives are sought to be achieved through detailed action points. The action by different Ministries/Departments shall be monitored by DPIIT, which shall be the nodal Department to coordinate, guide and oversee implementation and future development of IPRs in India.

1.12.5 Cell for IPR Promotion and Management (CIPAM)

In pursuance of the National IPR Policy 2016, a specialized professional body/Cell for IPR Promotion and Management (CIPAM), was created under the aegis of DPIIT, which has been instrumental in taking forward the objectives and visions of the Policy.

1.12.6 Intellectual Property Right Administration

1.12.6.1 Department for Promotion of Industry and Internal Trade (DPIIT) is the nodal department for administration of various laws related to Intellectual Property Rights in the country such as Patents, Trade Marks, Industrial Designs, Geographical Indications of Goods, Copyrights, and Semiconductor Integrated Circuits Layout Designs. Being nodal Department for IPR related matters, DPIIT has been vetting number of MoUs/MoCs/MoAs/ Cabinet Notes/ NDAs etc. entered into by various Ministries/ Departments of Government of India from IPR angle. The negotiations on IPR Chapter under various International Trade Agreements are also done by DPIIT. Besides, DPIIT is also the nodal department for matters related to World Intellectual Property Organization (WIPO).

1.12.6.2 The Office of the Controller General of Patents, Designs and Trade Marks (CGPDTM), a subordinate Office under DPIIT, carries out

statutory functions related to Patents, Trade Marks, Designs, Copyrights, Geographical Indications and Semiconductor Integrated Circuits Layout Designs. It functions out of offices situated in Delhi, Kolkata, Mumbai, Chennai and Ahmadabad while the central IP Training Academy is at Nagpur.

1.12.7 Scheme for Pedagogy & Research in IPRs for Holistic Education and Academia (SPRIHA)

To Encourage the study of, education in, research on Intellectual Property Rights (IPR) and to promote outreach on Intellectual Property matters, DPIIT has formulated Scheme for Pedagogy & Research in IPRs for Holistic Education and Academia (SPRIHA). The Scheme has been instituted to develop credit as well as specialized courses on IPR, organize seminars and workshops on IPR matters. To do this IPR Chairs has been set up in Universities, Colleges and Institutions of higher learning recognized by the Central and State Governments.

1.13 National Design Policy

1.13.1 The National Design Policy was approved by the Government on 8th February, 2007, which inter-alia, includes:

- i. Promotion of Indian design through a well-defined and managed regulatory, promotional and institutional framework.
- ii. Setting up of specialized Design Centers of “Innovation Hubs” for sectors such as automobiles and transportation, jewellery, leather, soft goods, digital products, toys and games, which will provide common facilities and enabling tools like rapid product development, high performance visualization, etc. along with enterprise incubation as well as financial support through mechanisms like venture funding,

- loans and market development assistance for start-up design-led ventures and young designers' design firms/houses.
- iii. Formulation of schemes for setting up Design Centers/Innovation Hubs in selected locations/industrial clusters/backward states, particularly in the North east;
 - iv. Laying special focus on up gradation of existing design institutes and faculty resources to international standards, particularly the National Institute of Design (NID) and its new campuses/centers with a view to spreading quality education in design to all regions of India.
 - v. Encouraging establishment of Departments of design in all the Indian Institutes of Technology (IITs) and all the National Institutes of Technologies (NITs) as well as in prestigious private sector colleges of Engineering and Architectures.
 - vi. Preparation of a mechanism for recognizing and awarding industry achievers in creating a brand image for India design through award of India Design Mark on designs which satisfy key design criteria like originality, innovation, ergonomic features, safety and Eco-friendliness.
 - vii. Facilitating the establishment of a Chartered Society for designers (on the lines of institutions of engineers, the institution of Architects., the Medical Council, the Bar Council, etc.), to govern the registration of Design Professionals and various matters relating to standards setting in the profession.
 - viii. Setting up an Indian Design Council (IDC) with eminent personalities drawn from different walks of life.

1.14 North East Industrial Development Scheme (NEIDS), 2017

1.14.1. After closure of NEIIPP, 2007 on 31.03.2017, to promote industrialization in NE States and to boost employment and income generation, a new Scheme namely North East Industrial Development Scheme (NEIDS), 2017 was notified on 12.04.2018 which came into force w.e.f. 01.04.2017 and ended on 31/03/2022.

1.14.2 The scheme will cover manufacturing and service sector. It will give encouragement to MSME in manufacturing, services. Information technology will be leveraged to process and approve proposals and release of payment.

Various benefits provided under the Scheme are as under:

1	Central Capital Investment Incentive for access to credit (CCIIAC)	30% of the investment in Plant & Machinery with an upper limit of Rs.5 Cr.
2	Central Interest Incentive (CII)	3% on working capital credit advanced by Scheduled Banks or Central/State financial institutions for first 5 years from the date of commencement of commercial production/operation. The incentive will be so restricted as to ensure that subsidized interest rate is not below the Marginal Cost of funds based Lending Rates (MCLR) of the lending institution.

3	Central Comprehensive Insurance Incentive (CCII)	Reimbursement of 100% insurance premium on insurance of building and Plant & Machinery for 5 years from the date of commencement of commercial production.
4	Income Tax (IT) Reimbursement	Reimbursement of Centre's share of income tax for first 5 years including the year of commencement of commercial production.
5	Goods and Services Tax (GST) Reimbursement	Reimbursement up to the extent of Central Govt. share of CGST and IGST for 5 Years.
6	Employment Incentive (EI)	Additional 3.67% of the employer's contribution to Employees' Provident Fund (EPF) in addition to Government bearing 8.33% Employee Pension Scheme (EPS) contribution of the employer in the Pradhan Mantri Rojgar Protsahan Yojana (PMRPY).
7	Transport Incentive (TI)	<ol style="list-style-type: none"> 20% of the cost of transportation including the incentive currently provided by Railways/ Railway PSU for movement of finished goods by rail from the railway station nearest to industrial unit to railway station nearest to the location of the buyer. 20% of cost of transportation for finished goods for movement through Inland Waterways Authority of India from the port nearest to the location of industrial unit to the port nearest to the location of the buyer. 33% of cost of transportation of air freight on perishable goods (as defined by IATA) from the airport nearest to place of production to any airport within the country, nearest to the location of the buyer.

Overall Cap of Rs.200 Cr per unit for benefits under all components subject to investment in Plant and Machinery.

1.14.3 As on 31.12.2022, 1211 applications have been received from industrial units on NEIDS Portal for consideration of the Empowered Committee for grant of registration. Out of these, 858 industrial units have been granted registration under NEIDS, 2017. Out of the 858 registered industrial units, 92 claims amounting 93.57 crore under Central Capital Investment Incentive for Access to Credit (CCIIAC)

component have been settled till date.

1.14.4 During the FY 2022-23, 29 claims (20-Assam, 01-Arunchal Pradesh, Meghalaya - 03, Tripura - 04, Manipur - 01) amounting to Rs. 47.57/- crore under CCIIAC component have been settled. Further, 141 claims amounting to Rs. 148.31/- crore are under pipeline for the release of subsidy.

1.15 Erstwhile Industrial Promotion Schemes of DPIIT presently under grand parenting (subsidies being released as per committed number of years).

1.15.1 North East Industrial and Investment Promotion Policy (NEIIPP), 2007

North East Industrial and Investment Promotion Policy (NEIIPP), 2007 was a revised version of the erstwhile North East Industrial Policy (NEIP), 1997, and was notified for a period of 10 years from 1.4.2007 to 31.03.2017 with the purpose to boost industrialization of the region. The policy was effective up to 31.03.2017 but units that commenced commercial production by 31.3.2017 shall continue to receive benefits beyond this date up to the committed number of years for each unit. Since inception of NEIIPP, 2007 Rs 3432.32 crore amount of subsidy has been released to the industrial units till 31.12.2022.

1.15.2 Transport Subsidy Scheme, 1971 and Freight Subsidy Scheme (FSS) 2013.

In order to mitigate locational disadvantage and facilitate the process of industrialization in hilly, remote and inaccessible areas, in terms of subsidizing industrial units for transportation of their finished product and raw material Freight Subsidy Scheme (FSS) was introduced in 2013 replacing Transport Subsidy Scheme, 1971. Since inception of Transport Subsidy Scheme, 1971 and Freight Subsidy Scheme (FSS) 2013. Rs 6293.04 crore amount of subsidy has been released to the industrial units till 31.12.2022.

1.16 Industrial Development of Lakshadweep and Andaman & Nicobar Island

1.16.1 A new scheme namely Lakshadweep and Andaman & Nicobar Island Industrial

Development Scheme (LANIDS), 2018 has been notified for the Union Territories of Lakshadweep and Andaman & Nicobar Islands effective from 1.4.2018 to 31.3.2020. The Scheme has further been extended upto 31.3.2023. The incentives under the scheme include- (i) Central Capital Investment Incentive for access to credit(CCIAC) (ii) Central Interest Subsidy(CII) (iii) Central Comprehensive Insurance Incentive(CCII) (iv) Goods and Services Tax(GST) Reimbursement (v) Income Tax (IT) Reimbursement (vi) Transport Incentive (TI) and No Employment Incentive(EI)

1.16.2 This scheme is being administered by the Ministry of Home Affairs.

1.17 Special Package Scheme for Industrial Development in Himalayan States i.e. Himachal Pradesh, Uttarakhand, J&K and Ladakh.

1.17.1 Schemes that are over

- I. Special Package-I for Himachal Pradesh and Uttarakhand from 07.01.2003 - 06.01.2013
- II. Special Package-II for Himachal Pradesh and Uttarakhand from 07.01.2013- 31.03.2017
- III. Industrial Development Scheme (IDS), 2017 for Himachal Pradesh and Uttarakhand 01.04.2017 to 31.03.2022.
- IV. Industrial Development Scheme (IDS), 2017 for UT of J&K and UT of Ladakh from 15.06.2017 to 31.03.2021

1.17.2 Schemes under Grand parenting

- i. Special Package-I for Jammu and Kashmir from 14th June, 2002 - 14th June, 2012
- ii. Special Package-II for Jammu and Kashmir

from 15th June, 2012 - 14th June, 2017

- iii. Industrial Development Scheme (IDS), 2017 for Himachal Pradesh and Uttarakhand 01.04.2017 to 31.03.2022.
- iv. Industrial Development Scheme (IDS), 2017 for UT of J&K and UT of Ladakh from 15.06.2017 to 31.03.2022

1.17.3 Ongoing Scheme

- I. **New Central Sector Scheme for Industrial Development of J&K from 01.04.2021-31.03.2037.** The scheme provides the following incentives:
 - i. Capital Investment Incentive
 - ii. Central Capital Interest subvention
 - iii. GST Linked Incentive
 - iv. Working Capital Interest Incentive

1.18 Scheme of Budgetary Support to the eligible units located in the UT of J&K, UT of Laddak, states of Uttarakhand, Himachal Pradesh and North Eastern States including Sikkim under GST Regime

1.18.1 The Scheme of Budgetary Support under Goods and Services Tax Regime to the eligible units located in States of Uttarakhand,

Himachal Pradesh, North East including Sikkim, Union Territory of Jammu & Kashmir and Union Territory of Ladakh.'

1.18.2 The Scheme of Budgetary Support was notified on 5th Oct, 2017 by DPIIT. It is a Central Government scheme, which is offered as a measure of goodwill in order to help the Units in their transition from erstwhile Excise regime to new GST regime. It envisages reimbursement of claims of only those Units which were eligible for drawing benefits under the earlier Excise Duty Exemption/refund schemes but it has otherwise no relation to the erstwhile Schemes.

1.18.3 Benefits under the scheme are available to the 'eligible units' for a definite period of time 'not exceeding ten years from the date of commencement of commercial production'. The support under the scheme is in the 'nature of grant' and limited to Central Government's share of CGST (58%) and/or IGST retained after devolution of a part of these taxes to the states. This 58% has been fixed taking into consideration that at present Central Government devolves 42 % of the taxes on goods and services to the States as per the recommendation of the 14th Finance Commission.

1.18.4 The year-wise status of fund allocation and disbursement under the Scheme is as under:-

Rs. in Cr.

Financial Year	2017-18	2018-19	2019-20	2020-21	2021-22	2022-23
Funds Allocated	1000.00	1500.00	2130.49	2716.00	3903.92	1900.00
Funds Disbursed	169.41	1499.86	2130.22	2716.00	3902.96	1458.56 (till 29.12.2022)

1.19 Programmes for Industrial Infrastructure Development - Modified Industrial Infrastructure up - Gradation Scheme (MIUS)

1.19.1 Industrial Infrastructure Upgradation Scheme (IIUS) was launched in 2003 with the objective of enhancing industrial competitiveness of domestic industry by providing quality infrastructure

through public private partnership in selected functional clusters/locations, which have the potential to become globally competitive. 37 projects have been approved in the 10th and 11th Five Year Plan under IIUS, out of these 31 projects have been completed and 6 projects are

under implementation and these projects have been provided central assistance of Rs. 1430.184 crore (up to 31.12.2022) out of sanctioned central grant of Rs. 1455.64 crore. The details are as under:

Name of the Scheme	No of projects approved	No. of completed projects	No. of ongoing projects	Total approved Central Grant (Rs. in crore)	Total Released Central Grant (Rs. in crore)
IIUS	37	31	6	1430.184	1455.640

1.19.2 The scheme was continued after being renamed as MIIUS (Modified Industrial Infrastructure Up-Gradation Scheme) with effect from July, 2013. Under MIIUS, projects have been undertaken to upgrade infrastructure in existing Industrial Parks/ Estates/ Areas. Greenfield projects have also been undertaken in backward areas and North Eastern Region (NER). Projects are being implemented by the State Implementing Agency (SIA) of the State Government. Central Grant up to 50% of the project cost with a ceiling of Rs. 50 crore

is provided with at least 25% contributions of State Implementing Agency (SIA) and in case of North Eastern States, the central grant and minimum contribution of the SIA are up to 80% and 10% respectively. Under MIIUS, 21 projects have been sanctioned, of which 16 projects have been completed and remaining 05 are under implementation. These projects have been provided central assistance of Rs. 369.066 crore (up to 31.12.2022), out of sanctioned central grant or Rs. 387.016 crore. The details are as under:

Name of the Scheme	No of projects approved	No. of completed projects	No. of ongoing projects	Total approved Central Grant (Rs. in crore)	Total Released Central Grant (Rs. in crore)
MIUS	21	16	5	369.066	387.016

1.19.3 Further, the scheme has not been continued beyond 31.03.2017 for taking up new projects.

1.19.4 In the year 2022-23, two projects have been completed so far, the details of which are as under:

S N	Scheme Name	Name of the Industrial Cluster	State	Date of approval	Project cost (in ₹ Cr.)	Approved GOI grant (in ₹ Cr.)	Released GOI grant (in ₹ Cr.)	Completed on
1	MIUS	Industrial Area, Kandrori, HP	HP	05-03-2015	58.51	18.96	18.96	15.06.2022
2	MIUS	Industrial Area, Pandoga, HP	HP	05-03-2015	74.95	20.79	20.79	15.06.2022

1.20 India International Convention & Expo Centre (IICC), Dwarka, New Delhi

1.20.1 The Government of India has approved development of India International Convention and Expo Centre (IICC) in Sector-25, Dwarka, New Delhi & allied infrastructure in PPP and non PPP Mode (including Exhibition & Convention spaces, arena, trunk-infrastructure, Metro/NHAI connectivity, hotels, office and retails spaces etc.) at an estimated cost of Rs. 26,108 crore (including Rs. 405 Crore for additional works) by the year 2025. The Government has further approved incorporation of a new Government company as a Special Purpose Vehicle (SPV) for the implementation and development of IICC, Dwarka project with 100% equity from Government through DPIIT. A Special Purpose Vehicle for development of the project i.e. India International Convention and Exhibition Centre Limited (IICC Ltd), a 100 % owned and controlled Company by Government of India represented through DPIIT has been incorporated on 19.12.2017.

1.20.2 Phase-1 of the project comprising trunk infrastructure along with Exhibition-cum Convention Centre is under development. These will be implemented as non-PPP component. EPC Contractor for Phase-I development and Operator for Exhibition and Convention Centre have been appointed. Phase-2 of the Project comprising of the remaining Exhibition Area will be implemented by 2025. The PPP components comprising hotels, retail and offices will be implemented by the PPP developers. Hon'ble Prime Minister laid the foundation stone of this project on September 20, 2018. The operator for Exhibition and Convention Centre has been appointed.

1.21 Productivity and Quality

1.21.1 DPIIT is the nodal department for the promotion of productivity and quality in the industrial sector. The National Productivity Council (NPC) represents India in the Tokyo based Asian Productivity Organization (APO), of which the Government of India is a founder member and implements APO programmes/ activities relating to India. NPC undertakes productivity augmentation through domain specific consultancy, training, workshops, seminars and conferences for Government, Public and Private sectors, Productivity related research, Monitoring & Evaluation of various government schemes & projects and information dissemination through collaboration with APO.

1.21.2 The Quality Council of India (QCI), another important organization under this Department, Which was set up as an autonomous body to establish an accreditation structure in the country, to create a mechanism for independent third-party assessment of products, services and processes and to spread quality movement in India by undertaking a National Quality Campaign.

1.21.3 QCI functions through the Governing Body and other executive bodies (Boards/ Committees) for implementing the strategy, policy and operational guidelines as set out by its Governing Council. QCI operates its quality assurance activities in areas related to industry, education environment, health care, sports etc. Through its constituent boards [namely: National Accreditation Boards for Testing & Calibration Laboratories (NABL); National Accreditation Board for Hospitals & Healthcare Providers (NABH); National Accreditation Board for Education & Training (NABET); National Accreditation Board for and Division [namely: Zero Defect Zero Effect (ZED), Project Analysis

and Documentation Division (PADD) & Project Planning and Implementation Division (PPID)]. Every Board is functionally independent and works within its area of expertise.

1.22 United Nations Industrial Development Organization (UNIDO) Activities

1.22.1 DPIIT is the nodal Department in the Government of India to coordinate all substantive matters related to UNIDO operations in India. UNIDO is the specialized agency of the United Nations supporting industrial development in its member states. India has been an active member of the organization since its inception. UNIDO has established its presence in India by means of the UNIDO Regional Office (URO) which is headed by the UNIDO Representative (UR) to India, Bhutan, Maldives, Nepal and Sri Lanka.

1.23 Specific Industries Administered by DPIIT

1.23.1 The Department monitors industrial growth and production in general and in select industrial sectors such as leather, cement, paper and pulp, tyre and rubber, light electrical industries, consumer goods, consumer durables, light machine tools, light industrial machinery, light engineering industries etc. as indicated in the allocation of Business Rules, 1961.

1.23.2 The Central Government on 19th January 2022, has approved the continuation of Central Sector Scheme “Indian Footwear, Leather Development Programme (IFLDP), with 1700 crore till 31.03.2026 or till further review, whichever is earlier. The Scheme is to encourage development of infrastructure for the leather and footwear sector, address environment concerns specific to the leather and footwear sector, facilitate additional investments, employment

generation and increase in production.

1.24 Monitoring of Industrial Activity, Production and Prices

1.24.1 DPIIT monitors the performance of the industrial sector by collating information from Industrial Entrepreneurs’ Memorandum (IEM), Industrial License, Letter of Intent (LOI), Foreign Investment data and Industrial production returns. The Department also compiles and prepares Index of production of 8 core infrastructure industries on a monthly basis. Besides, the Department publishes the monthly Wholesale Price Index (WPI) which forms the basis for official information on inflation.

1.25 Internal Trade & E-Commerce (ITeC)

1.25.1 The Department of Industrial Policy and Promotion was renamed as Department for Promotion of Industry and Internal Trade (DPIIT) in January, 2019 and designated as nodal department for Internal Trade.

1.25.2 Internal Trade & e-Commerce (ITeC) Section is responsible for handling all aspects of e-Commerce and retail trade which includes harmonious growth of all form of retail trade, improvement in ease of doing business, development of infrastructure across the distribution chain of retail trade and welfare of traders and their employees.

1.25.3 The National e-Commerce policy is under formulation The draft Policy aims at laying down the intent of the Government for providing a direction for promotion and regulation of various aspects of e-Commerce policy.

1.25.4 The National Retail Trade Policy is being finalized. It aims at realizing the full potential of all formats of the retail trade and

lays down the broad guidelines for creating a conducive environment for fueling and streamlining the growth of retail sector.

1.25.5 The Department is also involved in formulation and negotiation of India's stance on ecommerce, for discussions in bilateral and multilateral fora such as WTO, G20, Free Trade Agreements (FTAs), Shanghai cooperation Organization (SCO), etc.

1.25.6 The Department has pioneered the initiative of Open Network for Digital Commerce (ONDC) for promoting open networks for all aspects of exchange of goods and services over digital or electronic networks based on open-sourced methodology, using open specifications and open network protocols independent of any specific platform ONDC is expected to make e-Commerce more inclusive and accessible for consumers, standardize operations promote inclusion of local suppliers, drive efficiencies in logistics and lead to enhancement of value for consumers.

1.26 Technical Regulations

1.26.1 In order to provide safe reliable quality goods; minimizing health hazards to consumers; promoting exports and imports substitute, Technical regulations/Quality Control Orders (QCOs) are issued by LEI Division of DPIIT for industries falling under its domain (i.e. Light Engineering Industry (LEI)) under BIS Act, 1986/2016.

1.26.2 LEI Division of DPIIT as per its mandate has been issuing QCOs since 1987. 21 QCOs for over 65 products under BIS Act, 1986/2016 have been issued by DPIIT. Post-COVID, DPIIT has given more thrust on issuance of QCOs under BIS Act:

i. 1987 to 2019 (32 years): 10 QCOs for 35 products

ii. 2020 to 2022 (3 years): 11 QCOs for 30 products

DPIIT is continuously engaged with BIS and relevant stakeholders for identification of products for which QCOs could be issued

1.27 National Medical Devices Promotion Council

1.27.1 The Medical Devices Industry (MDI) Plays a critical role in the health care ecosystem and is indispensable to achieve the goal of health for all citizens of the country. A National Medical Devices Promotion Council (NMDPC) has been setup in December, 2018 by DPIIT. As Indian manufacturing companies and startups move towards creating innovative products, the setting up of the council will spur domestic manufacturing in this sector. On the request of D/o Pharmaceuticals which has the mandate for the Promotion of the medical Device Industry and has created dedicated institutional mechanisms such as Standing Forum of Medical Device Associations, the DPIIT has agreed vide OM dated 16/06/2022 to reconstitute the NMDPC under the chairpersonship of Secretary, D/o Pharmaceuticals with appropriate representation from DPIIT".

1.28 Strengthening Data System of Schemes and Non-Schematic Interventions

1.28.1 The Department has taken key steps to ensure data preparedness under the Data Governance Quality Index (DGQI) framework developed by NITI Aayog. An institutional mechanism is made in the form of setting up a Data & Strategy Unit and laying down Data Strategy/Plan. Plan is being implemented for promoting synergistic data, inter-agency collaboration, and prescriptive analysis to derive better data-based outcomes.

1.28.2 Under the Plan, several identified Action Points are implemented across the eight Schemes and three non-schematic interventions of the Department to improve various features of the existing data System, including data generation, data quality, data analysis, use & dissemination, use of technology, data security

& HR capacity, and data management. Data for major schemes and initiatives namely, Start-ups, Industrial Corridor are made available in the OGD platform (data.gov.in) for public access and use. As on March 2022, the overall DGQI score of the Department stands at 4.18 (out of 5.0).

Industrial Promotion

2.1 Make in India

2.1.1 DPIIT has been at the forefront of supporting the manufacturing and investment ecosystem in the country. **“Make in India”** was launched on September 25, 2014, to facilitate investment, foster innovation, building best in class infrastructure, and making India a hub for manufacturing, design, and innovation. The development of a robust manufacturing sector continues to be a key priority of the Indian Government.

2.1.2 It was one of the first **‘Vocal for Local’** initiatives that exposed India’s manufacturing domain to the world. The sector has the potential to not only take economic growth to a higher trajectory but also to provide employment to a large pool of our young labour force.

2.1.3 Since its launch, Make in India has made significant achievements and is now focusing on 27 sectors under Make in India 2.0. DPIIT is coordinating Action Plans for **15 manufacturing sectors**, while the Department of Commerce is coordinating for **12 service sectors**. Now, DPIIT is working closely with **24 sub-sectors** which have been chosen keeping in mind the Indian industries strengths and competitive edge, need for import substitution, potential for export and increased employability. These **24 sub-sectors** are – furniture, air-conditioners, leather and footwear, ready to eat, fisheries, agriproduce, auto components, aluminum, electronics, agrochemicals, steel,

textiles, EV components and integrated circuits, ethanol, ceramics, set top boxes, robotics, televisions, close circuit cameras, toys, drones, medical devices, sporting goods, gym equipment. Efforts are on to boost the growth of the sub-sectors in a holistic and coordinated manner.

2.1.4 Investment outreach is being done through Ministries, State Governments and Indian Missions abroad; Investment Identification of potential investors, handholding and investment facilitation is done through Invest India.

2.2 Empowered Group of Secretaries (EGoS)

2.2.1 In order to provide support and facilitation to investors for investing in India and to boost growth in key sectors of the economy, an Empowered Group of Secretaries (EgoS) has been created, which will look into hindrances being faced by investors, and also take up cross cutting policy issues with the following objectives:-

- To bring synergies and ensure timely clearances from different Departments and Ministries.
- To attract increased investments into India and provide investment support and facilitation to global investors.
- To facilitate investments of top investors in a targeted manner and to usher policy stability & consistency in the overall investment environment.

2.3 Project Development Cells

2.3.1 In the midst of COVID-19 pandemic, with a view to support, facilitate and provide investor friendly ecosystem to investors investing in India, the Union Cabinet approved constitution of Project Development Cells (PDCs) in Ministries/Departments to fast-track investments in coordination between the Central Government and State Governments and thereby grow the pipeline of investible projects in India to increase domestic investments and FDI inflow.

2.3.2 Project Development Cells (PDCs) have been set up in 29 Ministries/Departments to fast track investment in coordination between the Central Government and State Governments and thereby enhance the pipeline of investible projects in India and in turn increase domestic investment and FDI inflows. PDCs have the following main objectives:-

- a. To create projects with all approvals, land available for allocation and with the complete detailed project reports for adoption/ investments by investors.
- b. To identify issues that need to be resolved in order to attract and finalize the investments and put forth these before the Empowered Group

2.4 National Single Window System (NSWS)

2.4.1 While presenting Budget 2020-21, Hon'ble Finance Minister announced plans to set up an Investment Clearance Cell (ICC) that will provide "end to end" facilitation and support to investors, including pre-investment advisory, provide information related to land banks and facilitate clearances at Centre and State level. The cell was proposed to operate through an

online digital portal.

2.4.2 Subsequently, as per mandate, DPIIT along with Invest India initiated the process of developing the portal as a National Single Window System (NSWS). Envisioned as a one-stop for taking all the regulatory approvals and services in the country, NSWS [www.nsws.gov.in], was soft-launched on **22nd September 2021** by the Hon'ble Commerce & Industries Minister.

2.4.3 This national portal integrates the existing clearance systems of the various Ministries/ Departments of Govt. of India and State Governments without disruption to their existing IT portals. Currently, approvals of 27 Ministries/ Departments and 19 States/UTs Single Window Systems have been on-boarded on the NSWS Portal.

2.5 One District One Product (ODOP)

2.5.1 The Central Government has initiated the One District One Product (ODOP) in different States/UTs of the country. ODOP is seen as a transformational step towards realizing the true potential of a district, fueling economic growth, generating employment and rural entrepreneurship, taking us to the goal of Aatmanirbhar Bharat. ODOP initiative is operationally merged with the 'Districts as Export Hub (DEH)' initiative of the DGFT, Department of Commerce, with the Department for Promotion of Industry and Internal Trade (DPIIT) as a major stakeholder. The ODOP Initiative is aimed at fostering balanced regional development across all districts of the country enabling holistic socio-economic growth across all regions.

2.5.2 The objective is to convert each District of the country into a Manufacturing and Export Hub by identifying products with export potential in the district. Institutional mechanism

under Districts as Export Hubs in the form of State Export Promotion Committees (SEPCs) and District Export Promotion Committees (DEPCs) have been constituted in all 36 States/UTs to provide support for export promotion and address the bottlenecks for export growth in the districts.

2.6 India Industrial Land Bank (IILB)

2.6.1 The Group of Secretaries (GoS) on Commerce & Industry formed by the Government in September, 2016 recommended that NITI Aayog may coordinate and develop a comprehensive National Plan for Manufacturing Clusters in collaboration with the respective Ministries and States.

2.6.2 The Objective of the National Plan is to bring about convergence in the multiple models of development of industrial clusters by the Central Government and State Governments so as to affect better cost efficiency and optimal utilization of resources.

2.6.3 In accordance with the recommendation of the GoS (C&I), the DPIIT has developed an India Industrial Land Bank (IILB) (earlier known as Industrial Information System) which provides a GIS-enabled database of industrial areas including clusters, parks, nodes, zones, etc. across the country to help investors identify their preferred location for investment (URL: <https://iis.ncog.gov.in/parks/login1>). Over 3800 industrial parks/estates/SEZs in 4.68 lakh hectares have been mapped on India Industrial Land Bank (IILB) along with net land area availability.

2.6.4 IILB was launched by Hon'ble CIM on 27th August 2020. So far, plot level data of 2454 GIS enabled Parks of 34 States/UTs (except UT of Chandigarh and State of West Bengal) have been on boarded.

2.6.5 Pan India Integration of States/UTs Industrial Land Bank with IILB Portal is likely to be completed soon. A mobile application of IILB is also available on Android and iOS stores for the ease of investor. The Department is also working on single sign on facility through National Single Window System (NSWS) and making application for land allotment through IILB for ease of investors.

2.7 Industrial Park Rating System (IPRS):

2.7.1 IPRS is an exercise which recognizes best performing parks, identifying interventions and serving as a decision support system for investors and policy makers. This exercise is being undertaken by DPIIT, Invest India and ADB. DPIIT released a pilot phase report in 2018 on Industrial Park Rating System aimed at enhancing industrial competitiveness.

2.7.2 DPIIT developed 'Industrial Park Rating System 2.0' that widened its coverage and aimed to bring in qualitative assessment further to the pilot phase. Under IPRS 2.0, the assessment of Industrial Parks including private industrial parks and SEZs with introduction of qualitative indicators for assessing these parks/zones were undertaken across parameters identified under the 4 pillar i.e. internal infrastructure & utilities, External infrastructure & Connectivity, Business Support Systems, and Environmental & Safety Management.

2.7.3 IPRS 2.0 included the introduction of tenant feedback mechanism which helped in assessment of the developer's responses and also engaged directly with the ultimate beneficiaries of this exercise.

2.7.4 51 SEZs, including 29 Private, were nominated by the States/UTs for the IPRS 2.0. 24 Private Sector Industrial Parks were

also nominated. Ratings were undertaken for 449 out of 478 nominations received. The feedback survey involved responses from 5,700 tenants.

2.7.5 41 Industrial Parks have been assessed as "Leaders" in the Industrial Park Ratings System Report. 90 Industrial Parks have been rated as under "Challenger" category while 185 have been rated as under "Aspirers". These ratings have been assigned on the basis of key existing parameters and infrastructure facilities etc. The exercise was concluded by releasing of report on Industrial Park Rating System 2.0 on 5th October, 2021. Further, capacity building workshops on the findings of Industrial Park Rating System (IPRS) 2.0/Gap Assessment Reports (GAR) with the States/UTs are being held State/UT physically as well as virtually to highlight the best practices across industrial parks in the States/UT and address key gaps with the technical support of Asian Development Bank (ADB) and Invest India team.

2.8 Industrial Licensing

2.8.1 The list of items covered under Compulsory Licensing is reviewed on an ongoing basis. Presently, there are no items reserved for exclusive manufacture by Small Scale Sector. Presently, only following, two industries are reserved exclusively for the public sector:

- a. Atomic Energy (Production, separation or enrichment of special fissionable materials and substances and operation of the facilities) and,
- b. Railway Operations only: Private investment has been allowed in Railways for other construction, operation and maintenance activities.

2.8.2 Currently, only following four industries require an industrial licence:

- i. Cigars and cigarettes of tobacco and manufactured tobacco substitutes; (However, licences for these items are not being issued on health grounds)
- ii. Electronic aerospace and defence equipment;
- iii. Industrial explosives including detonating fuses, safety fuses, gunpowder, nitrocellulose and matches;
- iv. Specified hazardous chemicals i.e. (a) Hydrocyanic Acid and its derivatives, (b) Phosgene and its derivatives and (c) Isocyanates and diisocyanates of hydrocarbon, not elsewhere specified (example methyl Isocyanate).

2.8.3 The following measures have also been taken up by Government for easing the process of Industrial Licensing:

- i. Period of validity of Industrial Licence in general has been extended from 2 years to 3 years. As a measure of further ease of doing business, two extensions of two years each in the initial validity of three years of the Industrial Licence shall be allowed up to seven years.
- ii. Guidelines have been issued to streamline the processing of applications for grant of extension of validity of Industrial Licence.
- iii. Partial commencement of production is treated as commencement of production of all the items included in the licence.
- iv. The advanced version of National Industrial Classification (NIC-2008) has been adopted, which is a superior/sophisticated industrial classification.

- v. The 'Security Manual for Licensed Defence Industry' has been issued. With the issue of the Security Manual, the requirement of affidavit from the applicants has been done away with.
- vi. Restriction of annual capacity in the Industrial Licence for Defence Sector has been removed under Industries(Development & Regulation) Act, 1951.
- vii. Licensee has been allowed to sell the defence items to the government entities under the control of MHA, PSUs, State Governments and other Defence Licensee companies without approval of Department of Defence Production.
- viii. Mapping of Sector specific FDI policy with NIC 2008 code has been completed and Press Note issued.
- ix. Initial validity of Industrial Licence for Defence Sector has been increased in phases from the earlier validity period of 2 years to 15 years now, further extendable up to 18 years, under Industries (Development & Regulation) Act, 1951. It was done as a measure to further promote ease of doing business, in view of the long gestation period of defence contracts to mature.
- x. Licensee has been allowed to manufacture enhanced capacity up to fifteen percent of the existing capacity with prior intimation to the licensing authority under Arms Act, 1959.
- xi. Vide MHA Notification No. G.S.R. 1342(E), dated 27.10.2017, it has inter alia been stipulated that a licence granted in Form VII for manufacture and/or proof-test of arms and ammunition under Arms Act 1959, shall be valid for the life time of the licensee company, provided that the licensee shall be required to setup the facility for manufacture or proof test of arms and/or ammunition, recruit technical and administrative staff, develop and proof-test prototypes of arms and ammunition, conduct trial runs and any other activity related to the setting up of the facility for the manufacture or proof-test of arms and ammunition, within a period of seven years from the date of grant of a licence. The licensing authority may extend the period of seven years by a further period of three years on the basis of a written representation received from the licensee and after recording reasons for granting such an extension. The above is with the condition that if during the period of seven years or the extended period of three years, as the case may be, the licensee fails to set up the manufacturing or proof-test facility or is unable to take other operating steps required for starting commercial production, the licence shall be suspended or revoked.
- xii. A new online portal has been developed for facilitating filing of online applications for Industrial Licence under Industries (Development & Regulation)-IDR Act 1951/ Arms Act 1959. The link of the portal is <https://services.dpiit.gov.in>. This online portal is available for Public with effect from 16.10.2018 for filing applications.
- xiii. Subsequent to issue of MHA Notification No. S.O. 6203(E) dated 14.12.2018, Defence products list requiring compulsory licence from DPIIT under Industries (Development & Regulation) Act, 1951 and Arms Act, 1959 has been pruned, and DPIIT Press Note 1(2019 Series) dated 01.01.2019 has been issued. This is in supersession of DPIIT Press

Note 3(2014 Series) dated 26.06.2014. With issue of Press Note 1(2019 Series), the licensing in defence sector has been further liberalized.

- xiv. To facilitate further ease of doing business in Industrial Licensing Press Note 2(2019 Series) dated 11.09.2019 has been issued clarifying that No Industrial Licence/Arms Licence is required for manufacture of any parts or accessories in Defence Sector, unless they are specifically listed in any of the Annexures of Press Note 1(2019 Series). This shall not apply to issue of Arms Licence for small arms by MHA.
- xv. Press Note 3(2019 Series) dated 11.09.2019 was issued thereby withdrawing Press Note 17(1984 Series).
- xvi. Final notification regarding Amendment in the Registration and Licensing of Industrial Undertaking Rules, 1952 under Industries (Development & Regulation) Act, 1951 has been issued. As per the Notification No. G.S.R 4499 (E) dated 28.09.2021. the members of the Licensing Committee has been modified as follows:

Chairman : Secretary , DPIIT

Joint Secretary (IL), DPIIT - Member Secretary

Members

Joint Secretary of the concerned Administrative Ministry

Joint secretary MHA (Security)

Joint Secretary MHA (Arms)

Joint Secretary (SEZ), Dept. of Commerce

Joint Secretary, Ministry of Corporate Affairs

Joint Secretary (FIF Section) DPITT

Principal Secretary (Industry)/
Commissioner Industries of the concerned
State Govt.

2.9 Foreign Direct Investment (FDI)

2.9.1 Foreign Direct Investment (FDI) is a major driver of economic growth and a source of non-debt finance for the economic development of India. It has been the endeavor of the Government of India to put in place an enabling and investor friendly FDI Policy and remove policy bottlenecks that have been hindering the investment inflows into the country.

2.9.2 DPIIT is mandated with the task of formulation of FDI policy of the Government of India. The Department makes policy pronouncements on FDI through Consolidated FDI Policy Circular/Press Notes/Press Releases which are notified by the Department of Economic Affairs (DEA), Ministry of Finance, Government of India as amendments to the Foreign Exchange Management (Non-Debt Instruments) Rules, 2019 under the Foreign Exchange Management Act, 1999 (42 of 1999) (FEMA). DPIIT also maintains data on FDI Equity Inflows into India based upon the remittances reported by the Reserve Bank of India (RBI).

2.9.3 Liberalization & FDI Policy Reforms

2.9.3.1 The Government has put in place an investor friendly policy under which FDI upto 100% is permitted through automatic route in most sectors. India continues to open up its sectors to global investors by raising FDI limits, removing regulatory barriers for attracting increased investment, in addition to developing infrastructure and improving the business environment.

2.9.3.2 The Government since 2014 has implemented several radical and transformative FDI reforms across sectors such as Defence, Insurance, Pension, Other Financial Services, Asset reconstruction Companies, Broadcasting, Pharmaceuticals, Single Brand Retail Trading, Construction & Development, Civil Aviation, Power Exchanges, e-commerce activities, Coal Mining, Contract Manufacturing, Digital Media, Insurance Intermediaries, Telecom, etc.

- (i) Press Note 1 (2022) dated 14.03.22 has been issued to permit 20% FDI in Life Insurance Corporation of India (LIC) under automatic route and provide other modifications for consistency and further clarity of the existing FDI Policy.
- (ii) The Foreign Investment Facilitation Portal (FIF Portal) which facilitates single window clearance of FDI applications which are through government approval route has been integrated with the National Single Window System (NSWS).

- (iii) Regular training and workshops are conducted for the benefit of administrative Ministries/ Departments for expeditious processing FDI proposals. In last one year, 4 such workshops have been conducted.
- (iv) Round Table Conferences with Law Firms and Investors are regularly held to address problems faced by the investors. In past one year, 4 such round table conferences have been conducted.

2.9.4 FDI Equity Inflows

2.9.4.1 Measures taken by the Government on FDI Policy reforms have resulted in increased FDI inflow in the country, which year after year is setting up new records. FDI inflow in India stood at USD 45.15 billion in 2014-15 and has continuously increased since then. India registered its highest ever annual FDI inflow of USD 84.84 billion (provisional figures) in the financial year 2021-22. These trends in India's FDI are an endorsement of its status as a preferred investment destination amongst global investors. Year wise growth is as under:

Table 2.1: Year wise FDI inflow since 2014-15

Sl. No.	Financial Year	Amount (in USD billion)	Growth
1.	2014-15	45.15	-
2.	2015-16	55.56	(+) 23%
3.	2016-17	60.22	(+) 8%
4.	2017-18	60.97	(+) 1%
5.	2018-19	62.00	(+) 2%
6.	2019-20	74.39	(+) 20%
7.	2020-21	81.97	(+) 10%
8.	2021-22	84.84	(+) 3%

2.9.4.2 In the last eight financial years (2014-22), India has received FDI inflow worth USD 525.10 billion which is nearly 62% percent of the FDI reported in the last 22 years (USD 848.68 billion).

2.10 Industrial Promotion

2.10.1 It has been continuous endeavour of the Department for Promotion of Industry and Internal Trade to make its functioning Industry friendly. The Industrial Entrepreneur Memorandum Section is ISO9001:2008 certified for maintaining the Quality Policy.

2.10.2 Industrial Entrepreneur Memorandum (IEM)

2.10.2.1 As per the liberalized policy in place since 1991, all non-MSME Industrial undertakings (with an investment Rs 50 crore and above in Plant and machinery for manufacturing sector and service sector and turnover of Rs 250 Crores) which are exempt from obtaining an industrial licence are required to file an Industrial Entrepreneur Memorandum (IEM) online through G2B Portal.

2.10.2.2 IEM is an acknowledgement of information on capacity, location, investment, item of manufacture, registered address and status of company. However IEM cannot be construed as an approval or a license. As a measure to facilitate ease of doing business, filing of online IEMs under e-biz portal has been initiated on January 2014 through e-biz portal. With a view to enhancing transparency and ease of doing business, the Department for Promotion of Industry and Internal Trade has enhanced the entire IEM portal since 25th May 2020. The enhanced portal offers online filing of applications for IEM- Part A, Part B and also for amendments. All applications are being processed in paperless mode and acknowledgement certificates with QR code issued electronically. The applicants are also being notified vide SMS instantaneously upon approval. Henceforth, no application for IEM -Part A- B and amendment are being filed physically. This means that the entrepreneurs

do not need to visit physically and can apply for IEM online on 24X7 basis on G2B portal. Relevant information is uploaded on website of the Department and is available in public domain. Immediately after commencement of production, applicant is expected to file part B, which is to be attached in online amendment applications along with other requisite documents.

2.10.2.3 Since August 1991, a total of 109888 IEM issued with proposed investment of Rs 14387503 as on 31/12/2022. State-wise and sector-wise of IEMs filed based on part A during the last five years on year-wise basis are at Appendices III and IV. The State-wise & sector wise report of investment based on part B of IEMs for the last five years is at Appendix V & VI.

2.11 Industrial Investment Intentions:

2.11.1 The Industrial Investment information maintained by the Department for Promotion of Industry & Internal Trade covers Industrial Entrepreneur Memoranda for the delicensed sector (Non-MSME Category). IEM part A covers investment intention data and proposed employment generation. Whereas part B is filled after start of commencement of commercial production and capture actual data on investment and employment.

2.12 Industrial Performance

2.12.1 The Index of Industrial Production (IIP), one of the core economic indicators, is a short-term indicator for measuring growth of industrial production in the country. Based on the production data sourced from various Ministries/Departments including DPIIT, present series of IIP with base year 2011-12 is released by National Statistical Office, Ministry of Statistics & Programme Implementation every month. DPIIT collects production data of more than seventy

per cent of total item-groups from industrial establishments.

2.12.2 As per the IIP growth indicated in Table 1.1, it can be seen that annual industrial growth hovered between 3.8 and 4.6 percent during 2016-17 to 2018-19. During 2019-20 and

2020-21, the IIP growth contracted by (-) 0.8 per cent and (-) 8.4 per cent respectively mainly due to spread of COVID-19 pandemic across the country. In the F.Y. 2021-22 industrial production recovered and registered a double-digit growth of 11.4 per cent.

Table 2.2: Annual Growth of IIP since the year 2016-17

(figures in percent)

Industrial Sectors / Categories	Weight	2016-17	2017-18	2018-19	2019-20	2020-21	2021-22	2022-23* (Apr-Nov)
Sector								
Mining	14.37	5.3	2.3	2.9	1.6	-7.8	12.2	4.7
Manufacturing	77.63	4.4	4.6	3.9	-1.4	-9.6	11.8	5.0
Electricity	7.99	5.8	5.4	5.2	1.0	-0.5	7.9	9.8
Use-based Category								
Primary goods	34.05	4.9	3.7	3.5	0.7	-7.0	9.7	7.7
Capital goods	8.22	3.2	4.0	2.7	-13.9	-18.6	16.9	14.9
Intermediate goods	17.22	3.3	2.3	0.9	9.1	-9.4	15.4	5.0
Infrastructure/construction goods	12.34	3.9	5.6	7.3	-3.6	-8.7	18.8	7.4
Consumer durables	12.84	2.9	0.8	5.5	-8.7	-15.0	12.5	5.7
Consumer non-durables	15.33	7.9	10.6	4.0	-0.1	-2.2	3.2	-2.5
Overall IIP	100.00	4.6	4.4	3.8	-0.8	-8.4	11.4	5.5

*Provisional

Source: National Statistical Office, MoSPI

2.12.2.1 Industrial Growth during April-October, 2022-23

2.12.2.1.1 IIP registered cumulative growth of 5.3 per cent during April to October period of 2022-23 over the corresponding period of previous year. During the period, Index of Manufacturing, Mining and Electricity sector grew by 5.0 per cent, 4.0 per cent and 9.4 per cent respectively. As per the Use-based classification, for the period April-October, 2022-23, Primary goods, Capital goods, Intermediate goods, Infrastructure/Construction goods, Consumer durable, and Consumer non-durable goods

registered growth of 8.2 per cent, 14.0 per cent, 5.3 per cent, 6.5 per cent, 6.6 per cent and (-) 4.2 per cent respectively.

2.13 Performance of Eight Core Industries

2.13.1 The Index of Eight Core Industries (ICI) which measures the monthly growth of production of eight core industries i.e. Coal, Crude Oil, Natural Gas, Refinery Products, Fertilizers, Steel, Cement and Electricity, constitutes around 40.27 per cent of weight in Index of Industrial Production (IIP). ICI is

released 12 days prior to the release of IIP. The growth rates for Eight Core Industries since 2013-14 are given in Table 2.

2.13.2 During the year 2021-22, the ICI registered an increased growth of 10.4 per cent. Except the Crude Oil, all core sectors registered positive growth.

2.13.3 In the current financial year, 2022-23 (Apr-Dec), ICI recorded an increased growth of 8.0 per cent (provisional). Production of Coal, Fertilizers, Electricity, Cement, Refinery Products, Steel and Natural Gas sectors registered escalated growth whereas Crude Oil sector witnessed declined growth.

Table 2.3: Growth of Index of Eight Core Industries (in per cent)

Sector	Weight	2016-17	2017-18	2018-19	2019-20	2020-21	2021-22	2022-23* (Apr-Dec)
Coal	10.33	3.2	2.6	7.4	-0.4	-1.9	8.5	16.4
Crude Oil	8.98	-2.5	-0.9	-4.1	-5.9	-5.2	-2.6	-1.3
Natural Gas	6.87	-1.0	2.9	0.8	-5.6	-8.2	19.2	0.9
Refinery Products	28.03	4.9	4.6	3.1	0.2	-11.2	8.9	5.5
Fertilizers	2.62	0.2	0.03	0.3	2.7	1.7	0.7	9.6
Steel	17.91	10.7	5.6	5.1	3.4	-8.7	16.9	7.7
Cement	5.37	-1.2	6.3	13.3	-0.9	-10.8	20.8	10.6
Electricity	19.85	5.8	5.3	5.2	0.9	-0.5	8.0	9.8
Overall Index	100.00	4.8	4.3	4.4	0.4	-6.4	10.4	8.0

**Provisional*

Source: Office of the Economic Adviser, DPIIT

PM Gatishakti National Master Plan (NMP) for Multimodal Connectivity

3.1 Logistic sector

3.1.1 Safe, effective, efficient and accessible logistics lie at the foundation of a country's economic progress. The logistics sector comprises of different components inter-dependent to each other inter-alia including shipping, port operation, warehousing, rail, road, air freight, express cargo and other value added services. For India, a sharp focus on this sector is essential to propel the country on a high growth trajectory needed for realizing its aspiration to become a USD 5 trillion economy. In recent years the country has, and continues to make massive investment in infrastructure related to logistics and supply chain. Development of efficient and cost-effective logistics services is also crucial if the country is to fully leverage the benefits of these investments. Rapid industrial growth, growing e-commerce and rising consumer expectations further accentuate the requirement for efficient logistics. Moreover, the COVID-19 pandemic has brought out the significance of resilience in the logistics sector - the presence of robust supply chains that can respond to emergencies and disruptions. It is increasingly clear that the logistics sector needs special attention.

3.1.2 In pursuance of these objectives, reforms including the PM GatiShakti National Master Plan and the National Logistics Policy, have been launched. While PM GatiShakti National Master Plan is aimed at integrated infrastructure development, the National

Logistics Policy is envisaged to bring efficiency in logistics services, and human resources through streamlining processes, regulatory framework, skill development, mainstreaming logistics in higher education and adoption of suitable technologies.

3.2 Key achievements

(A) National Logistics Policy

3.2.1 National Logistics Policy: National Logistics Policy (NLP) has been launched by Hon'ble Prime Minister on 17th September 2022, and notified vide *Notification No. S.O. 4575 (E) dated 28th September, 2022*. The Policy lays down an overarching interdisciplinary, cross-sectoral, multi-modal jurisdictional and comprehensive policy framework for the Logistics Sector. The Policy complements the PM GatiShakti National Master Plan.

3.2.2 The *vision* is to develop a technologically enabled, integrated, cost-efficient, resilient, sustainable, and trusted logistics ecosystem for accelerated and inclusive growth.

3.2.3 The Policy sets targets and includes a detailed action plan to achieve them. The targets are (i) to reduce cost of logistics in India to be comparable to global benchmarks by 2030, (ii) improve the Logistics Performance Index ranking, to be among top 25 countries by 2030, and (iii) create data driven decision support mechanism for an efficient logistics ecosystem.

3.2.4 The Policy is being implemented through a *Comprehensive Logistics Action Plan (CLAP)*. The interventions under the CLAP are divided into specific key action areas, including (i) Integrated Digital Logistics Systems, (ii) Standardization of physical assets & benchmarking service quality standards, (iii) Logistics Human Resources Development and Capacity Building, (iv) State Engagement, (v) EXIM (Export-Import) Logistics, (vi) Service Improvement framework, (vii) Sectoral Plan for Efficient Logistics and (viii) Facilitation of Development of Logistics Parks.

3.2.5 To monitor the implementation of the Policy, the Policy will utilize the existing institutional framework i.e., Empowered Group of Secretaries (EGoS), Network Planning Group (NPG) and Technical Support Unit (TSU) created under the PM GatiShakti NMP.

3.2.6 Unified Logistics Interface Platform (ULIP): Unified Logistics Interface Platform (ULIP) was launched by Hon'ble Prime Minister, as part of the 'National Logistics Policy (NLP)' on September 17, 2022. ULIP has been designed and developed by NICDC, under the guidance of NITI Aayog.

3.2.7 Logistics Ease Across Different States (LEADS): Logistics Ease Across Different States (LEADS) 2022 report has been launched on 13th October 2022.

3.2.8 E-handbook Warehousing Standards: For Standardization of physical assets & benchmarking service quality standards has been launched on September 17, 2022. It envisages to act as an enabling and guiding handbook for facility operators, owners, developers and regulatory agencies to identify and implement facility and sector specific standards in warehousing sector in India.

3.2.9 Ease of Logistics Services (E-LogS):

A digital dashboard for has been launched on September 17, 2022 for registering, coordinating, and monitoring the time-bound resolution of user issues is being developed on which authorized user associations will register and upload their issues/suggestions. 27 Associations have registered on E-LogS to resolve issues till date.

(B) PM GatiShakti National Master Plan

3.2.10 PM GatiShakti National Master Plan:

To improve logistics efficiency, reduce logistics cost, and integrate planning and infrastructure development efforts across multiple agencies, the PM GatiShakti was launched by the Hon'ble Prime Minister on 13.10.2021. PM GatiShakti is a transformative approach for integrated and holistic planning across concerned Ministries/Departments to improve multimodal connectivity, logistics efficiency and address critical gaps for seamless movement of people, goods and services, with focus on minimizing disruptions and ensuring timely completion of works.

3.2.11 PM GatiShakti National Master Plan (NMP) is a technology backed infrastructure development platform on Pan-India level - GIS based/data-based decision support system for integrated planning, synchronized implementation, and project monitoring. NMP platform is fully functional. More than 1500 data layers have been uploaded (752 data layers of Central Ministries/Departments, and 780 State layers). More than 30 individual portals of Central Ministries/Departments and 36 States/UTs portals have been developed. Infrastructure and user Ministries/Departments are using the NMP to identify critical first and last-mile infrastructure and connectivity gaps and to plan upcoming projects. States and UTs are also increasingly using the PM GatiShakti NMP.

3.2.12 To ensure better decision making and coordination among various Central Ministries/Departments, Empowered Group of Secretaries (EGoS) and Network Planning Group (NPG) have been created as institutional arrangement. Besides NITI Aayog, there are 24 Central Ministries/Departments as part of PM GatiShakti, represented in EGoS through their Secretaries. The EGoS is fully operational at Centre and State level.

3.2.13 Under PM GatiShakti, a Network Planning Group (NPG) has been constituted with heads of planning divisions of infrastructure ministries as members. Subsequently, representative from Ministry of Environment, Forest and Climate Change and NITI Aayog have also been added. NPG is fully operational at Central and State level.

3.2.14 Logistics infrastructure and connectivity projects are examined by the Network Planning Group from perspective of integrated planning and synchronized implementation. The examination by Network Planning Group is carried out before the project is submitted by the concerned Ministry for appraisal by the competent authority. NPG meets every fortnight to evaluate infrastructure projects of Ministries and optimize GatiShakti principles. So far, 41 NPG meetings have been held upto January 2023 and 63 projects have been evaluated to ensure multimodal connectivity.

3.2.15 Network Planning Group is supported by Technical Support Unit (TSU). The TSU with Directors, subject matter experts and support staff is housed in the Logistics Division. The

Logistics Division, DPIIT is the Secretariat for PM GatiShakti.

3.2.16 Scheme for Special Assistance to States for Capital Expenditure: The Department of Expenditure has issued guidelines for "Scheme for Special Assistance to States for Capital Expenditure" on 6th April 2022 to provide financial assistance to the State Governments of Rs 1 lakh crores in the form of 50-year interest free loan for capital investment including Rs 5000 crore for PM GatiShakti related expenditure.

3.2.17 Special assistance of Rs 5354 Crore has been recommended by Logistics Division, DPIIT to Department of Expenditure for 200 special assistance projects, upto end of FY23, for States.

3.2.18 **National Logistics Excellence Awards (NLEAPS now LEAPS) :** National Logistics Excellence Awards 2021 have been distributed first time on 23rd June 2022 among the best performing logistics sector players to promote excellence in logistics services and facilities.

3.2.19 **Capacity Building:** Extensive outreach, training, and capacity building around PM GatiShakti is being done in close collaboration with BISAG-N. Regular workshops, conferences, and trainings are being organized for Central Ministries and State Government officials – both in BISAG-N as well as through online training modules. A course on PM GatiShakti has also been developed on iGOT Karmayogi portal for capacity building of government officers at both central and state level w.r.t. use of PM GatiShakti NMP portal.

Industrial Corridors

4.1 Delhi Mumbai Industrial Corridor Project

4.1.1 Delhi Mumbai Industrial Corridor (DMIC) was the first Industrial Corridor project which was announced and various projects were approved by Govt. of India in 2014-15 wherein substantial progress has been achieved in last couple of years. Details of progress are as follows:

4.1.1.1 Dholera Special Investment Region (DSIR), Gujarat:

- i. DSIR has been planned over an area of approximately 920 sq. km and Phase I Activation area of 22.5 sq. km has been carved out wherein trunk infrastructure works are nearing completion;
- ii. Govt. has approved the tender packages for various infrastructure components amounting to Rs. 2784.83 crore divided into five packages for activation area;
- iii. State Govt. has transferred 48.31 sq. kms to DICDL (SPV) and matching equity amounting to Rs. 2784.83 crore has been released;
- iv. 04 plots admeasuring 244 Acre have been allotted with TATA Chemicals as anchor investor;
- v. 1,275 Acre industrial land is readily available for allotment;

- vi. Out of the 1000 MW of Solar Park, 300 MW awarded to Tata Solar Power Ltd.;
- vii. Further, as part of regional connectivity to DSIR, external connectivity projects of 6-lane greenfield Expressway from Ahmedabad to Dholera by NHAI, award of construction packages has been completed, Dholera International Airport and Bhimnath Dholera Rail link are being implemented.

4.1.1.2 Shendra Bidkin Industrial Area (SBIA), Maharashtra

- i. Part I of SBIA covers an area of 40.2 sq. km;
- ii. State Govt. has transferred entire 8.39 sq kms for Shendra Industrial Area and 28.8 sq. kms for Bidkin Industrial Area to the SPV. Matching equity amounting to Rs. 602.80 crore and 2397.20 crore respectively has also been released;
- iii. For Shendra Industrial Area, Govt. has approved the tender packages for various infrastructure components for Rs. 1533 crore. Major trunk infrastructure packages have been completed;
- iv. Hon'ble Prime Minister has dedicated the project to the nation on 7th September, 2019;
- v. For Shendra, land allotment policy has been finalized and 179 plots admeasuring

526 Acre have been allotted including one to HYOSUNG (100 Acre) as the anchor investor. 16 companies have started their commercial operations as well;

- vi. For Bidkin Industrial Area, Gol has approved the infrastructure packages worth Rs. 6414.21 crore to be developed in 3 phases. The major trunk infrastructure works for Sector A (10.32 sq. km) have been completed;
- vii. Land admeasuring 138 acre have also been allotted to Piramal Pharma Pvt. Ltd. in Bidkin.
- viii. 973Acre industrial land is readily available for allotment in SBIA.

4.1.1.3 Integrated Industrial Township Project, Greater Noida, Uttar Pradesh

- i. Land admeasuring 747.5 Acre has been transferred to the SPV of the project and matching equity amounting to Rs. 617.20 crore has also been released;
- ii. Gol has approved the tender packages for various infrastructure components amounting to Rs. 1,097.5 crore. Major trunk infrastructure works have been completed;
- iii. Land allotment policy has been finalized and 07 plots admeasuring 163 Acre have been allotted with HAIER (123.7 Acre) as the anchor investor;
- iv. 160 Acre Industrial Land is readily available for allotment.

4.1.1.4 Integrated Industrial Township 'Vikram Udyogpuri' Project, Ujjain, Madhya Pradesh

- i. State Govt. has transferred 1026 Acre land

to the SPV and matching equity amounting to Rs. 55.93 crore has also been released along with a debt of Rs. 260.54 Crore;

- ii. Gol has approved the tender packages for various infrastructure components amounting to Rs. 749.1 crore. Major trunk infrastructure works have been completed;
- iii. Land allotment policy has been finalized and 24 plots admeasuring 609 Acre with AMUL as anchor investor;
- iv. 39 Acre of Industrial Land is readily available for allotment.

4.1.1.5 Khushkheda Bhiwadi Neemrana Investment Region (KBNIR), Rajasthan

- i. State Govt. has informed that Development Plan of KBNIR has been notified as Special Investment Region (SIR);
- ii. RIICO (Rajasthan State Industrial Development and Investment Corporation) has been appointed as Regional Development Authority;
- iii. Consultant for detailed master planning and preliminary engineering for an area of 558 Ha has been appointed;
- iv. SHA/SSA for KBNIR & JPMIA have been executed between Govt. of Rajasthan and NICDIT. SPV has also been incorporated on 15th March, 2022;
- v. State Govt. has informed that balance land acquisition of the two nodes (JPMIA & KBNIR) will be completed soon.

4.1.1.6 Jodhpur Pali Marwar Industrial Area (JPMIA), Rajasthan

- i. State Govt. has informed that the Development Plan of JPMIA has been

- notified as Special Investment Region (SIR);
- ii. Consultant appointed for detailed master planning and preliminary engineering for an area of 2659 Ha for development in two phases;
- iii. The State Govt has informed the revised project area to be 3084.28 Ha which is proposed to be developed in 03 phases.
- iv. Phase A with an area of 641.88 Ha is being developed for which master planning and preliminarily engineering activities are underway;

4.1.1.7 Dighi Port Industrial Area (DPIA), Maharashtra

- i. State Govt. has confirmed availability of 2,450 Ha of land for development of DPIA out of which 2010 Ha is in possession of State Govt.
- ii. Detailed master planning and preliminary engineering works has been completed by the appointed Consultants.

4.2 Chennai Bengaluru Industrial Corridor (CBIC) and its extension to Kochi via Coimbatore

4.2.1 Krishnapatnam node in Andhra Pradesh

- i. Detailed master planning and preliminary engineering activities of total project area of 12,798 acre have been completed;
- ii. Project was approved by Gol in December, 2020 for Phase 1 area of 2500 Acre;
- iii. State Govt. has transferred 2139.15 Acre land to SPV and matching equity amounting to Rs. 533.86 crore has been released by NICDIT;

- iv. MoEF&CC has granted the Environment Clearance of Krishnapatnam Industrial Area;
- v. SPV floated the EPC tender for development of Trunk infrastructure for 2,139 Acre. Due to non-responsive bids, it is proposed to re-bid the tender.

4.2.2 Tumakuru node in Karnataka

- i. Detailed master planning and preliminary engineering activities of total project area of 8,483 acre, have been completed;
- ii. Project was approved by Gol in December, 2020 for Phase 1 activation area of 1736 Acre;
- iii. State Govt. has transferred 1668.30 Acre land to SPV and matching equity amounting to Rs. 586.74 crore has been released by NICDIT;
- iv. MoEF&CC has granted Environment Clearance for the project;
- v. EPC tender for the trunk infrastructure works issued and LoA has been issued to the selected contractor in Nov,2022.

4.2.3 Ponneri node in Tamil Nadu

- i. Consultant appointed for carrying out Detailed Master Planning and Preliminary Engineering for an area of 4,000 Acre;
- ii. State Govt. has informed that approx. 3,375 Acre is available and has been notified for Ponneri industrial area;
- iii. State Govt. has informed of developing the initially offered 2 land parcels at Kattur and Manali on their own due to heavy demand from industries for immediate allotment.

- iv. State Govt. has further expressed their inability to provide large contiguous land parcel for development of the project. The same shall be placed in the forthcoming meeting of NICDIT for necessary direction in this regard.

4.2.4 CBIC extension to Kochi via Coimbatore:

4.2.4.1 Palakkad node in Kerala

- i. Land area of 1,878 Acre has been identified and notified by State Govt. and acquisition process underway;
- ii. SHA/SSA has been executed and the project SPV has been incorporated for development of IMC at Palakkad;
- iii. Govt. of Kerala has informed about the replacement of site at Ozhalapathy (250 Acre) with land parcel in Pudukkottai (325 Acre) thus totalling the land area available for Palakkad node as 1835 Acre.
- iv. Forest Department, Government of Kerala has issued Forest NOC for Kannambra land parcel (350 Acre) for Palakkad node under extension of CBIC.
- v. Detailed master planning and preliminary engineering works has been completed

4.2.5 Amritsar Kolkata Industrial Corridor (AKIC)

4.2.5.1 Raghunathpur, 2,483 Acre in West Bengal

- i. Detailed Master Planning has been completed and activities related to Environmental Clearance for the project is underway;
- ii. State Govt. vide letter dated 21st Nov, 2022

has informed that the work on the Eastern Dedicated Freight Corridor (EDFC) which was the backbone of the project is yet to commence for the Bengal stretch.

- iii. Further, Govt. of West Bengal had sought certain changes in the SSA and the SHA. Hence, after due consideration of all aspects, the State Cabinet has decided to develop the AKIC as an Industrial estate called Jungle Sundari Karmanagari, by the State itself.
- iv. Accordingly, the project shall be placed in the upcoming meeting of NICDIT for necessary direction in this regard.

4.2.5.2 Khurpia Farms, 1,002 Acre in Uttarakhand

- i. State Govt. has confirmed the availability of 1002 Acre land for the project;
- ii. Detailed Master Planning and Preliminary Engineering activities has been completed;
- iii. Final EIA and EC application has been submitted to State Environment Impact Assessment Authority (SEIAA), Uttarakhand on 29th October, 2022 and agenda of Expert Appraisal Committee (EAC) is awaited.
- iv. Project proposal has been approved by the Board of Trustees of NICDIT in June, 2022.
- v. SHA/SSA for Khurpia project has been executed and Project SPV has been incorporated.
- vi. Approval from CCEA is being sought.

4.2.5.3 Hisar, 1,605 Acre in Haryana

- i. State Govt. has confirmed the availability of 1605 Acre land for the project;

- ii. Consultant for carrying out Detailed Master Planning and Preliminary Engineering activities has been appointed and works are under progress;
- iii. State Govt. has been requested to expedite the land transfer, amendment of the existing EC for project and provide approval of SHA/SSA.

4.2.5.4 Rajpura-Patiala, 1,100 Acre in Punjab

- i. State Govt. has confirmed the availability of 1100 Acre land for the project. Land is in possession of Punjab Urban Development Authority (PUDA).
- ii. Detailed Master Planning and Preliminary Engineering activities has been completed.
- iii. Public Hearing for EC held on 30th August, 2022. Final Environment Impact Assessment (EIA) report is being prepared;
- iv. Project proposal has been approved by the Board of Trustees of NICDIT in June, 2022.
- v. SHA/SSA for the Project has been executed and SPV formation is underway
- vi. Approval from CCEA is being sought.

4.2.5.5 Agra, 1,059 Acre in Uttar Pradesh

- i. State Govt. has confirmed the availability of 1059 Acre land for the project;
- ii. NICDIT has approved the inclusion of brownfield site at Prayagraj (1,141 Acre) to be developed as 2nd node under AKIC;
- iii. Consultant for carrying out Detailed Master Planning and Preliminary Engineering activities has been appointed for Agra and Prayagraj Project.
- iv. Works related to detailed Master Planning

and Preliminary Engineering activities are under progress;

4.2.5.6 Gaya, 1,670 Acre in Bihar

- i. State Govt. has confirmed the availability of 1670 Acre land for the project;
- ii. Consultant appointed for carrying out Detailed Master Planning and Preliminary Engineering activities. Works related to land suitability and master planning is under progress.

4.2.5.7 Jharkhand

- i. State Govt. has informed that the earlier site at New Bahri is not available therefore an alternate site is being identified.
- ii. State Govt. has requested Steel Ministry to make available land for IMC in Bokaro steel plant.
- iii. The matter regarding availability of land is being taken up by Ministry of Steel and Govt. of Jharkhand.

4.2.5.8 Baddi Barotiwala Nalagarh (BBN) in Himachal Pradesh

- i. BBN Node in the State of Himachal Pradesh was included for development under AKIC in the NICDIT meeting held in July 2021;
- ii. Accordingly, Consultant for carrying out Detailed Master Planning and Preliminary Engineering activities has been appointed and works related to site surveys & finalization of Base Map are under progress.

4.2.6 Vizag- Chennai Industrial Corridor:

- i. NICDIT had accorded its approval for development of Vishakhapatnam and

Chittoor as priority nodes in Phase-1 of VCIC. State Govt. has also requested for inclusion of Kadappa as an additional node in the State of Andhra Pradesh,

a. Chittoor Node: Consultants have been appointed for preparation of detailed master planning & preliminary engineering for 8,967 Acre, however, the State Govt. has to confirm the land parcels for undertaking development activities.

b. Kopparthy (Kadappa) Node:

- i. Consultant for Detailed Master Planning and Preliminary Engineering for Kopparthy node, 4,085 acre (Andhra Pradesh) has been appointed in November, 2020 out of which GoAP later proposed development of 2595 acre under NICDIT framework.
- ii. The Preliminary Design Report (PDR) and cost estimates preparation for 2595 Acre are under progress;

c. Visakhapatnam (Nakapalli Cluster, 3,196 Acre):

- i. State Govt. has initially identified 4,316 Acre of land for development.
- ii. Project Development activities (including master planning and Preliminary Engineering Design) being undertaken by State Govt on its own.
- iii. Phase-I area of 1,120 Acre is being developed by GoAP on its own with funding support from ADB.
- iv. Area of 3,196 Acre in Phase-II has been proposed by the State Govt. for development under NICDIT framework.

- v. In the review meeting with the State Govt. on 10th Aug,2022, the State Govt. was requested to ascertain and inform the priority between Kopparthy and Vishakhapatnam Node which can be considered for taking it further for NICDIT approval. Response of Govt of AP is awaited.

4.2.7 Bengaluru Mumbai Industrial Corridor (BMIC)

- i. Govt. of Karnataka confirmed 6042Acre of land available for development of industrial node at Dharwad. Project development activities have been initiated for the said node. Consultant appointed for Detailed Master Planning and Preliminary Engineering and activities are in progress;
- ii. Govt. of Maharashtra has confirmed the availability of 5,001Ha land at Satara for development of industrial node. Consultant appointed for Detailed Master Planning and Preliminary Engineering. State Govt. to confirm the land parcels for development.

4.2.8 Hyderabad Warangal Industrial Corridor (HWIC):

- i. NICDIT approved the inclusion of Hyderabad Warangal Industrial Corridor in the state of Telangana;
- ii. State Govt. has prepared master-planning and cost estimates for **Hyderabad Pharma City** under HWIC in the State of Telangana;
- iii. The Board of Trustees of NICDIT in June, 2022 accorded approval for dropping the project due to non-availability / confirmation/ delineation of land parcels for project and non-confirmation of the

State regarding their participation with Gol for development of the project.

- iv. State is being requested for identification of alternate node(s) under HWIC.

4.2.9 Hyderabad Nagpur Industrial Corridor (HNIC):

- i. NICDIT has approved the proposal for development of **Zaheerabad Industrial Area** under Hyderabad-Nagpur Industrial Corridor in Telangana.
- ii. Environmental Clearance has been obtained.
- iii. Project has already been approved by NICDIT and approval of CCEA is being sought.
- iv. Draft SHA/SSA is being negotiated with the State Govt.

4.2.10 Hyderabad Bengaluru Industrial Corridor (HBIC):

- i. NICDIT approved the inclusion of HBIC and priority node at Orvakal in the state of Andhra Pradesh;
- ii. Consultant for Detailed Master Planning and Preliminary Engineering for Orvakal node, 9,800 Acre (Andhra Pradesh) has been appointed, out of which GoAP later proposed development of 4742 acres under NICDIT framework.
- iii. Out of 4742 Acre, an area of 2621 Acre is being developed as Phase I activation area.
- iv. The Master Plan has been approved by the State Govt and the Preliminary Design Report (PDR) and cost estimates

submitted by the consultant is currently under review.

4.2.11 Odisha Economic Corridor (OEC) Project:

- i. NICDIT approved the inclusion of OEC and project development activities initiated for two priority nodes, namely,
 - a) Gopalpur – Bhubaneswar – Kalinganagar (**GBK node**) and
 - b) Paradip – Kendrapada – Dhamra – Subarnarekha (**PKDS node**);
 - c) Consultant appointed for detailed master planning and preliminary engineering for GBK and PKDS node comprising of total area of 11,366 Acre.
 - d) During the review meeting between CEO&MD, NICDC and PS (Industries), Govt. of Odisha, it was decided to undertake studies for assessing the suitability of salt lands to be undertaken by appointed consultant and State Govt.

4.2.12 Delhi Nagpur Industrial Corridor (DNIC)

- a) Delhi Nagpur Industrial Corridor has been conceptualized along the North-South Corridor of DFC. The proposed Industrial Corridor will leverage on the existing NH network and the future North-South DFC;
- b) Consultant appointed for preparation of Perspective Plan for overall DNIC region.
- c) Consultants have initiated discussions with the State Govt. departments for finalization of alignment and identification of land parcels for development under DNIC.

4.3 Other Projects

4.3.1 Model Solar Project, Neemrana, Rajasthan:

- i. The project for 5MW Solar Power Plant has been commissioned & power feeding to grid has commenced since 3rd September, 2015;
- ii. 1 MW Solar Power Plant has been commissioned on 19th April, 2021 and commercial operations has been commenced from 01st June, 2021.

4.3.2 Logistic Data Bank Project:

- i. Logistics Data Bank (LDB) system is a single window, cloud-based logistics visualization solution
 - a) which provides container movement tracking using only shipping container numbers;
 - b) from the Ports to Inland Container Depot's/ Container Freight Stations;
 - c) and across the port associated Parking Plazas, Toll Plaza & Railways.
- ii. LDB began its operations in the western corridor, at
 - a) Jawaharlal Nehru Port Trust (JNPT) in 2016;
 - b) Hazira and Mundra ports of Adani in year 2017;
 - c) Since November 2020, the services have been extended to all domestic ports engaged in EXIM containers in India.
 - d) Currently, LDB Pan India coverage integrates

- i. 17 Ports (comprising 27 port terminals) (Port IT systems)
- ii. 170 CFSs, ICDs and Empty Yards (RFID Infrastructure)
- iii. 60 Toll Plazas (RFID Infrastructure)
- iv. 03 ICPs (RFID Infrastructure)
- v. 09 SEZs (RFID Infrastructure)
- iii. 5800 railway stations (Freight Operations Information System)
- iv. A major milestone has been achieved by LDB project as it completed tracking of 53 million EXIM containers since its launch in July 2016.
- v. LDB handles 100% of India's EXIM container volume. It uses RFID technology through Internet of Things (IoT), Big Data and Cloud-based solution to provide real-time tracking of EXIM container movement in India.
- vi. The integration of ports, CFSs, ICDs, toll plazas, SEZs, integrated check points and empty yards of the LDB project with the PM Gatishakti portal has been completed successfully.

4.3.3 Unified Logistics Interface Platform (ULIP)

- i. Hon'ble Prime Minister of India launched the Unified Logistics Interface Platform (ULIP) under the purview of National Logistics Policy (NLP) on 17th September 2022.
- ii. ULIP is integrated through Application Programming Interface (APIs) with the logistics systems of various Government departments in a secured environment and connectivity. The integration of ULIP with 32 systems of 07 different Ministries

through 100+ APIs, covering 1600+ fields has been completed successfully.

- iii. Over 4 crore transactions have been completed on the ULIP portal since January 2022.
- iv. The ULIP portal (goulip.in) has witnessed 200+ registrations from the private sector since its launch.
- v. Currently, 48 use cases of the private players have been verified and 28 use cases are in pipeline.
- vi. More than 75 meetings with private players have been completed and over 100 planned.
- vii. The integration with Open Network for Digital Commerce (ONDC) and Partner Government Agencies (PGAs) including Plant Quarantine, Animal Quarantine and FSSAI is also underway.
- viii. The Standard Operating Procedure (SoP) of ULIP has been uploaded on the website and circulated to the industry stakeholders.

4.4 Logistics Projects

4.4.1 Integrated Multi Modal Logistics Hub (IMLH) at Nangal Chaudhary, Haryana

- i. Project approved by GoI in May, 2018;
- ii. Land admeasuring approx. 886 Acre has been identified in District Mahendergarh for the project and 686 Acre has been transferred to project SPV and matching equity amounting to Rs. 208.05 crore has been released by NICDIT along with a debt of Rs. 100 Crore;
- iii. Approx. 158 Acre land is under litigation and matter is pending with Hon'ble High

Court of Punjab and Haryana. State Govt. has been requested to get this resolved at the earliest.

- iv. Works on deposit basis in progress for various external connectivity projects of water, power & road being undertaken by the State Govt. agencies;
- v. Approval accorded by DFCCIL in September, 2021 on DPR for rail connectivity;
- vi. MoU executed with DFCCIL for works related to external rail connectivity upto project site on deposit basis and construction works are in progress;
- vii. 20E Notification for 23.688 Acre of land to be acquired under Railways Act published for providing external rail connectivity from New Dabla Station undertaken by DFCCIL along with State Govt. Approximately Rs. 25 Crore has been released by SPV to DFCCIL for compensation to the landowners for purchasing the land.
- viii. EPC Tender documents for internal rail siding works is to be floated.
- ix. The trunk infrastructure development planned to be implemented through PPP mode.

4.4.2 Multi Modal Logistics Hub (MMLH) at Dadri and Multi Modal Transport Hub (MMTH) at Boraki in Greater Noida, Uttar Pradesh

- i. Projects approved by GoI in Dec, 2020;
- ii. Out of total land area required for MMLH and MMTH of 479 Ha, 369 Ha already under possession of GNIDA and ~83.2 Ha land parcels being acquired by GNIDA through LARR Act. Further, ~23 Ha of land

- to be acquired by DFCCIL/NCR under Railways Act. 20A Notification of 7.7533 Ha of land to be acquired under Railways Act published on 30.10.2021;
- iii. 227.48 Ha land transferred to Project SPV and matching equity amounting to Rs. 853.05 crore has been released by NICDIT;
- iv. For MMLH - Draft DPR for external Rail Siding connectivity has been prepared and has been shared with DFCCIL for concurrence and approval;
- v. For MMTH - Final Project report along with updated ESP submitted to North Central Railway (NCR) and other stakeholders for concurrence and approval.

Reforms for Ease of Doing Business and Ease of Living

5.1 Introduction

5.1.1 Regulatory burden on a business has a significant impact on its performance. Regulations impose both time and cost burden and, thus, affect competitiveness of business. Regulations, however, are an important tool for ensuring that markets work effectively and efficiently. Regulations bring in the minimum threshold of acceptability and thereby make markets work.

5.1.2 In view of these conflicting aspects, there is a requirement to ensure that, while necessary regulations are put in place, their implementation remains efficient and effective. The time and costs imposed by the regulations should be minimum. Low regulatory burden means that entrepreneurs can devote their time on productive activities. It also leads to lower costs as the requirement of engaging regulatory experts is reduced. There are several ways in which delivery of government services can be improved.

5.1.3 Citizens are paramount to all initiatives of the Government of India. It is also felt that reduction in compliance burden on citizens will lead to the overall objective of Ease of Living in the country.

5.1.4 Government of India is spearheading the exercise for improving overall business regulatory environment and reducing compliance burden for businesses and citizens in the country by streamlining the existing regulations and processes and eliminating

unnecessary requirements and procedures. This is evident from three major initiatives being pursued by the Government focusing on – the efforts for World Bank's Doing Business Report, Business Reform Action Plans and systematic approach to reduce compliance burden on businesses and citizens.

5.2 Efforts for Improving India's rank in World Bank's Doing Business Report

5.2.1 DPIIT coordinated with nodal Ministries/Departments/States concerned and monitored the exercise for improving India's ranking in World Bank's (WB) Doing Business Report (DBR). Action Plan (indicator-wise) for DBR, 2022 had been prepared and shared with Ministries/Departments/States concerned for implementation. As a result of these efforts, India ranks 63rd in the latest DBR, 2020 released in October, 2019, registering a jump of 14 ranks over its previous rank. DBR has featured India in the top 10 improvers list consistently over the last three years due to its sustained reform program.

5.2.2 DPIIT has undertaken a cohesive communication campaign whereby information is shared with the stakeholders through social media such as Twitter, Instagram and Facebook. Ministries and Departments have been advised to make a separate tab for 'Ease of Doing Business' on their websites. The focus is to spread awareness among professionals about reforms implemented in recent past through

extensive outreach campaign and at the same time, to list out new reforms to be implemented so as to broaden the reform agenda.

5.2.3 Note: It may be noted that the World Bank has not published its annual DB Report since October, 2019 and decided to discontinue the same. It has been informed by WB that a new framework to measure the Business Enabling Environment (BEE) in economies worldwide is under development. DPIIT has shared its inputs on the draft Concept Note on BEE circulated by World Bank.

5.3 State-level Ease of Doing Business Reforms

5.3.1 DPIIT, in consultation with the State/UT Governments, started a comprehensive reform exercise in States and UTs in December 2014. Under the Business Reform Action Plan (BRAP), all States/UTs in the country are assessed on the basis of reforms undertaken by them on designated parameters. BRAP covers reform areas such as Information Wizard, Single Window Systems, Online Building Permission System, Inspection Reforms, Labour Reforms, etc.

5.3.2 Till date five editions of BRAP (2015, 2016, 2017-18, 2019 and 2020) have been completed and States/UTs have been assessed accordingly. The Action Plan for BRAP, 2022 (i.e., the sixth edition) was shared with States/UTs on 25.05.2022 for its implementation and is currently under progress.

5.3.3 The Action Plan for BRAP 2022 consists of 352 reforms, divided into two Parts - Part A (Business centric reforms) and Part B (Citizen centric reforms). Citizen centric reforms (91 reforms) have been included for the first time to enable Ease of Living across the country. Reforms related to integration of State Single Window with National Single Window System (NSWS) have also been included in BRAP 2022.

This would facilitate the investors to get all the information and obtain the required approvals (Centre and/or State) through NSWS as well as State Single Window.

5.4 Exercise for Reducing Compliance Burden on Businesses and Citizens

5.4.1 DPIIT is the Nodal Department for coordinating with Ministries/Departments and States/UTs to reduce compliance burden on citizen and business activities. The objective of this exercise is to improve Ease of Doing Business and Ease of Living by **Simplifying, Rationalizing, Digitizing and Decriminalizing** Government to Business and Citizen Interfaces across Ministries/ Departments/ States/ UTs. This will ensure hassle-free service delivery seamlessly till the last mile to the ultimate beneficiary. The key focus areas of the exercise are:

- (i) Simplification of procedures related to applications, renewals, inspections, filing records, etc.
- (ii) Rationalization of legal provisions, by repealing, amending or omission of redundant laws,
- (iii) Digitization of government processes by creating online interfaces, and
- (iv) Decriminalization of minor, technical or procedural defaults.

5.4.2 In order to monitor action taken regarding compliance reduction across Central Ministries/Departments and States/UTs, DPIIT has launched the Regulatory Compliance Portal (<https://eodbrcp.dpiit.gov.in/>). Ministries/Departments and States and UTs upload the details of compliances which have been reduced by them under this exercise. Most of the Compliances have been reduced in the following categories: -

Business Interface	Citizen Interface
Certificate, License and Permission	Application Form
Filings	Services related Information
Inspection, Examination and Audits	Redundancy
Registers and Records	Service Timelines
Redundancy	Documents Submissions
Decriminalization	Decriminalization

5.4.3 To drive the initiative of reducing burdensome compliances, measuring the **Cost of Regulation (CoR)** has been undertaken to make government departments aware of administrative cost burden regulations on businesses and to design compliance obligations that are the minimum necessary to achieve policy objectives. It is expected to be the first step towards developing a framework for **Regulatory Impact Assessment (RIA)** which is a systemic approach to critically assessing the positive and negative effects of a proposed and or existing regulation and non-regulatory alternatives.

5.4.4 One of the focus areas in reducing compliance burden exercise is **decriminalization of minor offences**. DPIIT is regularly coordinating with Ministries/Departments and States/UTs for the exercise of reducing compliance burden on citizens and business activities and decriminalization. Through RC Portal, industry stakeholders and trade bodies such as CII, FICCI and ASSOCHAM are able to submit compliances and propose recommendations. This acts as a bridge between industries and the Government to minimize and decriminalize burdensome compliances. In order to Decriminalize Non-Compliances for Advancing Ease of Doing Business in India an Inter-Ministerial Committee has been formed under the Chairmanship of CEO, NITI Aayog to strengthen the Government's on-going efforts towards decriminalization of non-compliances.

5.4.5 As part of the Decriminalization exercise, proposal for the Introduction of "Jan Vishwas (Amendment of Provisions) Bill, 2022 was approved by the Cabinet Secretariat on 16th December, 2022. The Bill has been introduced in Lok Sabha on 22nd December, 2022. Bill has been referred to Joint Committee.

5.4.6 The Amendment Bill will speed up rationalizing criminal provisions and ensuring that businesses, citizens and the government departments operate without fear of imprisonment for minor, technical or procedural defaults. The Amendment Bill envisages a further thrust to businesses by eradicating the fear of criminal provisions for minor, technical and procedural defaults. This will go a long way in realizing the vision of greater ease of doing business and an 'Atmanirbhar Bharat'. Proposed amendments in the Bill would accelerate investment decisions due to smoother processes and help in attracting more investment.

5.4.7 The clauses of criminality for small procedural lapses and minor defaults, clog judiciary and may put adjudication of major offences, on the back burner. Some of the proposed amendments are introducing suitable adjudication mechanism, wherever applicable and feasible for dealing with minor offenses. This would go a long way in reducing undue pressure on the judiciary, unclog courts and help in efficient justice dispensation.

Startup India

6.1 Startup India

6.1.1 The Startup India Action Plan was launched on 16th January 2016 with the objective of supporting entrepreneurs, building a robust startup ecosystem, and transforming India into a country of job creators instead of job seekers. Department for Promotion of Industry and Internal Trade (DPIIT) acts as the nodal Department for coordinating the efforts of all central government departments and state governments in carrying this plan forward.

6.1.2 As per eligibility conditions prescribed under G.S.R. notification 127 (E) dated 19th February 2019, entities are recognized as startups under Startup India initiative by the Department for Promotion of Industry and Internal Trade (DPIIT).

6.1.3 As on 31st December 2022, over 86,000 entities have been recognised as startups by DPIIT, spread across 663 districts in India, across all 36 states and Union Territories. Further, recognised startups have reported creation of more than 8.7 lakh direct jobs. About 46% of the recognised startups have at least one woman director.

6.2 Fund of Funds

6.2.1 To encourage investments in startups, the Government is implementing the Fund of Funds for Startups (FFS) Scheme which was approved and established with a corpus of Rs

10,000 crore, with contribution spread over the 14th and 15th Finance Commission cycle based on progress of implementation. The FFS does not directly invest in startups, instead provides capital to SEBI-registered Alternative Investment Funds (AIFs), known as daughter funds, who in turn invest money in growing Indian startups through equity and equity-linked instruments. Small Industries Development Bank of India (SIDBI) has been given the mandate of operating this Fund through selection of suitable daughter funds and overseeing the disbursement of committed capital. As on 31st December 2022, SIDBI has committed Rs. 7979.95 crore to 99 AIFs under FFS. These AIFs in turn have committed investments of over Rs. 14,000 crore in 791 startups.

6.3 Startup India Seed Fund Scheme

6.3.1 Easy availability of capital is essential for entrepreneurs at the early stages of growth of an enterprise. The capital required at this stage often presents a make-or-break situation for startups with good business ideas. The Scheme aims to provide financial assistance to startups for proof of concept, prototype development, product trials, market entry and commercialization. Rs. 945 crore has been sanctioned under the SISFS Scheme for period of 4 years starting from 2021-22. As on 31st December 2022, 133 incubators have been approved so far for support of Rs. 477.25 crore.

6.4 Credit Guarantee Scheme for Startups (CGSS)

6.4.1 The Government has established the Credit Guarantee Scheme for Startups for providing credit guarantees to loans extended to DPIIT recognised startups by Scheduled Commercial Banks, Non-Banking Financial Companies (NBFCs) and Venture Debt Funds (VDFs) under SEBI registered Alternative Investment Funds. CGSS is aimed at providing credit guarantee up to a specified limit against loans extended by Member Institutions (MIs) to finance eligible borrowers viz. DPIIT recognised startups.

6.5 Relaxed Norms in Public Procurement for Startups

6.5.1 The requirement of submission of bid security/ earnest money deposit and prior turnover & experience has been relaxed to encourage startups to participate in public procurement. 'GeM Startup Runway' has been launched as a dedicated corner for startups to sell products and services to the Government buyers. Under Government eMarketplace (GeM), over 17,000 DPIIT recognised startups have been on-boarded which have received over 1.66 lakh orders from public entities, totalling more than Rs. 10,000 crore.

6.6 Tax incentives

6.6.1 Tax Exemption to Startups for 3 Years: The provisions of section 80-IAC of the Income Tax Act provide for a deduction of an amount equal to 100% of the profits and gains derived from an eligible business by an eligible startup for 3 consecutive assessment years out of 10 years, at the option of the assessee, subject to certain conditions. Startups incorporated on or after 1st April 2016 but before 1st April 2023 can apply for income tax exemption. To avail

these benefits, a Startup must get a Certificate of Eligibility from the Inter-Ministerial Board (IMB). 1,069 startups have been granted certificate for income tax exemptions till 31st December 2022 under provisions of Section 80-IAC of the Income Tax Act.

6.6.2 Tax Exemption on Investments above Fair Market Value: DPIIT recognised startups are exempt from tax under Section 56(2)(viib) of the Income Tax Act when such a startup receives any consideration for issue of shares which exceeds the Fair Market Value of such shares. As on 31st December 2022, declaration in Form 2 for claiming benefit under Section 56(2) (viib) of Income Tax Act, has been received and mailed to CBDT from 6,956 DPIIT recognised startups.

6.7 Legal Support and Fast-tracking Patent examination at Lower costs

6.7.1 Startups are eligible for 80% rebate in patent filing fees and 50% rebate in trademark filing fees. Additionally, Startups are also provided the facility of expedited examination of patent applications to reduce time taken in granting patents. Under, Scheme for Facilitating Start-Ups Intellectual Property Protection (SIPP), over 2,100 startups have filed for expedited examination for patent applications, of which more than 994 patents have been granted and 1,923 have been issued the First Examination Report. 27,225 Trademark applications have been filed of which 12,827 trademarks have been registered.

6.8 Self-Certification based Compliance Regime

6.8.1 Startups are allowed to self-certify their compliance under 9 Labour and 3 Environment laws for a period of 3 to 5 years from the date of incorporation. 29 states

have complied with self-certification advisory under Labour Laws. 9 states have integrated their portals with Shram Suvidha Portal. A list of 468 startups that have self-certified has been uploaded on the Shram Suvidha Portal. Under Environmental Law, 36 white category industries have been identified for availing self-certifications

6.9 Startup India Portal

6.9.1 Startup India web portal and mobile app were developed and operationalized on the 31st of March, 2016. The portal, www.startupindia.gov.in has also been merged with the Startup India Hub platform which was launched on 19th March, 2017. The portal serves as a virtual incubator to Startups which provides access to information, knowledge, industry programmes, Government schemes, and networking opportunities within Startup community and provides a one-stop digital platform for Startup aspirants, Startups and ecosystem builders. The portal hosts Startups, investors, funds, mentors, incubators, accelerators, corporates, academia, Government bodies and more. The online hub also hosts pro-bono services, knowledge modules and other relevant government schemes for all Startups and startup aspirants.

6.10 States' Startup Rankings

6.10.1 Launched in February 2018, States' Startup Ranking Framework is a first-of-its-kind initiative to harness strength of competitive federalism and create a flourishing startup ecosystem in the country. The major objectives of the ranking exercise are facilitating states to identify, learn and replace good practices, highlighting the policy intervention by states for promoting startup ecosystem and fostering competitiveness among states to create best Startup ecosystem. In the third edition of the

States' Startup Ranking, participation was seen from 31 States and Union Territories. The results of the third edition of Ranking of States on Support to Startup Ecosystems were released on 4th July 2022.

6.11 National Startup Awards

6.11.1 National Startup Awards (NSA) is a flagship marquee program for recognizing the champions of the Indian startup ecosystem. One of the key objectives of the National Startup Awards is to holistically support all the finalists as they navigate towards greater success under various Startup India initiatives.

6.11.2 A total of 2,667 applications were received for the National Startup Awards 2022 wherein 2,605 applications were received from startups, 55 applications were received from incubators and 6 applications were received from accelerators. The applications were received from 31 states and union territories. 40+ workshops and 9 AMA sessions have been conducted with State Nodals, Incubators, and ecosystem stakeholders as part of outreach efforts for National Startup Awards 2022. The results of the National Startup Award 2022 were announced on 16th January 2023.

6.12 Regulatory Reforms

6.12.1 Redressal of regulatory issues requires continuous and deep engagement between the Government departments, Startups, and stakeholders of the ecosystem. Department for Promotion of Industry and Internal Trade (DPIIT) engages with stakeholders on a regular basis to invite consultations on regulatory issues raised by Startups, investors and others in the ecosystem. These issues and recommendations are further shared with the concerned departments to bring about the necessary resolution and reforms. Over 50 regulatory reforms have been

undertaken by the Government since 2016 to enhance ease of doing business, ease of raising capital and reduce compliance burden for the startup ecosystem.

6.13 National Startup Advisory Council

6.13.1 The Government in January 2020 notified constitution of the National Startup Advisory Council to advise the Government on measures needed to build a strong ecosystem for nurturing innovation and startups in the country to drive sustainable economic growth and generate large scale employment opportunities. Besides the ex-officio members, the council has a number of non-official members, representing various stakeholders from the startup ecosystem.

6.14 Blockchain Based Certification

6.14.1 DPIIT launched a Blockchain-based Certificate Verification Platform on 6th October 2020. DPIIT issues certificates to recognised and tax exempted startups through the Startup India platform. Each certificate is allotted a unique number that can be used to verify the authenticity of the certificate. The platform can be utilized by Government Departments, PSUs, Banks, and Investors to verify the authenticity of the information submitted by startups, for availing support opportunities.

6.15 Startup India Showcase

6.15.1 Startup India Showcase is an online discovery platform for the most promising startups of the country chosen through various programs for startups exhibited in a form of virtual profiles. The startups showcased on the platform have distinctly emerged as the best in their fields. These innovations span across various cutting-edge sectors such as Fintech,

Enterprise Tech, Social Impact, HealthTech, EdTech, among others. These startups are solving critical problems and have shown exceptional innovation in their respective sectors. Ecosystem stakeholders have nurtured and supported these startups, thereby validating their presence on this platform.

6.16 States/UTs Portal API Integration

6.16.1 The API Integration exercise is an effort to simplify the startup recognition process for States and improve the information sharing mechanism between Startup India and State startup nodal agencies. The key beneficiaries from this exercise are startups, which no longer have to spend time filling State recognition forms with the same details as filled in their DPIIT recognition form, duplication of effort has been removed from the process. The States also benefit from this as they will no longer have to verify the information auto-populated in their recognition forms as it would have already been verified by Startup India before issuing the DPIIT recognition certificate.

6.17 International Bridges

6.17.1 One of the key objectives under the Startup India initiative is to help connect Indian startup ecosystem to global startup ecosystems through various engagement models. This has been done through international Government to Government partnerships, participation in international forums and hosting of global events. Startup India has collaborated with over 15 countries (Brazil, Sweden, Russia, Portugal, UK, Finland, Netherlands, Singapore, Israel, Japan, South Korea, Canada, Croatia, Qatar and UAE) that provides a soft-landing platform for startups from the partner nations and aid in promoting cross collaboration.

Protection of Intellectual Property Rights

7.1 India – A robust, TRIPS compliant IPR Regime

7.1.1 India has a robust, equitable and dynamic IPR regime which is compliant with the Agreement on Trade-Related Aspects of Intellectual Property Rights (TRIPS). India has a well-established legislative, administrative and judicial framework to safeguard Intellectual Property Rights (IPRs), which meets its international obligations while utilizing the flexibilities provided in the international regime to address its developmental concerns.

7.1.2 The Indian IP system maintains a fine balance between private IPRs on one hand and rights of the society on the other hand.

7.1.3 TRIPS Agreement allows policy space to countries to evolve a regime that best suits their conditions. As use of this policy space is a *sine qua non* for sustainable development of the country, India has made ample use of the same.

7.1.4 India is a party to Doha Declaration on the TRIPS Agreement and Public Health which clarifies that TRIPS agreement does not, and should not, prevent members from taking measures to protect public health. Accordingly, India's IPR regime aims at protecting public health while providing adequate incentive for innovations.

7.2 Intellectual Property Legislations administered by Department

i. The Patents Act, 1970

ii. The Trade Marks Act, 1999

iii. The Copyright Act, 1957

iv. The Geographical Indications of Goods (Registration & Protection) Act, 1999

v. The Designs Act, 2000

vi. The Semiconductor Integrated Circuits Layout-Design Act, 2000

7.3 Organization Structure

7.3.1 Department for Promotion of Industry and Internal Trade (DPIIT) is nodal department for administration of various laws related to Intellectual Property Rights: Patents, Trade Marks, Industrial Designs, Geographical Indications of Goods, Copyrights, Semiconductor Integrated Circuit Layout Designs. DPIIT is also the nodal Department for vetting of MoUs for the Cabinet etc. entered into by various Ministries/ Departments of Government of India from IPR perspective, as also international negotiations on IPRs. DPIIT also is the nodal department for dealing with World Intellectual Property Organization (WIPO).

7.3.2 The office of the Controller General of Patents, Designs and Trademarks (CGPDTM), a subordinate office under DPIIT, carries out statutory functions related to grant of Patents and registration of Trademarks, Designs and Geographical Indications. The registration of Copyrights is administered by the Registrar of Copyright Office, working under the CGPDTM.

The Office of CGPDTM functions out of offices situated in Delhi, Kolkata, Mumbai, Chennai and Ahmedabad, while the Central IP Training Academy is at Nagpur.

7.3.3 Further, the registration of Semiconductor Integrated Circuit Layout Designs is administered by the Registrar of Semiconductor Integrated Circuits Layout-Design registry, working out of the office situated in Delhi under the CGPDTM.

7.4 Other IP Legislations

7.4.1 Further, the DPIIT also interacts with various other Departments that administer statutes which have elements of innovation and IPR viz. i. The Biological Diversity Act, 2002 – administered by the Ministry of Environment, Forest and Climate Change, implemented by the National Biodiversity Authority (NBA). ii. The Protection of Plant Varieties and Farmers' Rights Act, 2001- administered by the Ministry of Agriculture and Farmers Welfare, implemented by Protection of Plant Varieties And Farmers' Rights Authority. iii. The Competition Act, 2002 – administered by the Ministry of Corporate Affairs and implemented by the Competition Commission of India.

7.4.2 Trade secrets are protected in India on the basis of the principles of equity and/or through common law approach. The Indian courts regularly pass orders/ Judgements protecting trade secrets/confidential information.

7.5 National IPR Policy

7.5.1 A comprehensive National IPR policy was adopted in May 2016, to stimulate innovation and creativity across sectors, and provide a clear vision regarding IPR issues. The Policy is available on the Departmental website.

7.5.2 Objectives enshrined in the policy are as under:

- i. IPR Awareness - Outreach and Promotion - To create public awareness about the economic, social and cultural benefits of IPRs among all sections of society.
- ii. Generation of IPRs - To stimulate the generation of IPRs.
- iii. Legal and Legislative Framework - To have strong and effective IPR laws, which balance the interests of rights owners with larger public interest.
- iv. Administration and Management - To modernize and strengthen service-oriented IPR administration.
- v. Commercialization of IPRs - Get value for IPRs through commercialization
- vi. Enforcement and Adjudication - To strengthen the enforcement and adjudicatory mechanisms for combating IPR infringements.
- vii. Human Capital Development - To strengthen and expand human resources, institutions and capacities for teaching, training, research and skill building in IPRs.

7.6 Cell for IPR Promotion and Management (CIPAM)

7.6.1 CIPAM has been established as a professional body under the aegis of the DPIIT to ensure focused action on issues related to IPRs and address the 7 identified objectives of the policy. CIPAM also assists in simplifying and streamlining of IP processes, apart from undertaking steps for furthering IPR awareness, commercialization and enforcement.

7.7 IP Awareness: CIPAM

7.7.1 IPR Awareness for youth

7.7.1.1 IPR Awareness programs have been conducted in various schools and colleges/universities pan India, including Atal Tinkering Labs. Many of these programs have also been conducted online to ensure wider coverage. During post-COVID period, CIPAM started offline programs in addition to webinars for different stakeholders. Through 447 programs more than 4600 academic institutions have been covered till date.

S. No.	Target Group	No. of Programs
1.	Academic Institutions (Schools, Colleges, Universities, TISCs)	447
2.	Industry including MSMEs and Start-ups	402
3.	Enforcement Agencies and Judiciary	135

7.7.1.2 In 2022, celebrating the spirit of Innovation Week, awareness sessions were conducted from 10th to 16th January under the aegis of Azadi ka Amrit Mahotsav. The IPR awareness sessions were conducted with 05 National Institutes of Design (NIDs) namely NID Ahmedabad, NID Haryana, NID Madhya Pradesh, NID Andhra Pradesh and NID Assam. Overall, 09 sessions took place and were handled by 09 well experienced and proficient speakers of prominent Law firms. The sessions focused to educate and spread awareness among the students of NIDs regarding Industrial Design and Copyright Registration and its procedures. CIPAM was successfully able to spread awareness among 500 students during these sessions. During the Innovation Week, 08 online sessions with the Indian TISC network on IP Commercialization- its importance, challenges and way forward were also

conducted. The sessions aimed to educate the university students and young entrepreneurs about various aspects of IP commercialization through interaction with the experts and success stories shared by some start-ups. Every session observed around 200 participants. Another session was conducted for GNLU-GUJCOST IPR Chair. Online programs were also conducted with Atal Innovation Mission. The programs covered over 200 schools.

7.7.1.3 Scheme for Pedagogy and Research in IPRs for Holistic Education and Academia (SPRIHA) is aimed to create public awareness about the economic, social and cultural benefits of IPRs amongst all sections of the society and to strengthen Intellectual Property (IP) Chairs in educational institutes of higher learning to provide quality teaching and research, develop teaching capacity and curricula and to evaluate their work on performance-based criteria.

7.7.1.4 In order to further enhance and increase the knowledge and awareness on SPRIHA, a DO letter was shared with the academic institutions for setting up more SPRIHA chairs in addition to already existing 18.

7.7.1.5 CIPAM- DPIIT collaborated with the Danish Trademark and Patent Office (DKPTO) and the Danish Embassy for conducting Joint workshop on IP Exchanges with participation of AGNii (Accelerating Growth of New India's Innovations), and Danish Inventor Advisory Services in May, 2022. Also, as a joint report on "IP Commercialization in an Inter-connected World" was launched during the 1st International Conference on "Commercialization of Innovation and IP" conducted in May, 2022 in New Delhi. CIPAM also facilitated an agreement for access to TKDL (Traditional Knowledge Digital Library), a repository of Indian traditional knowledge, that was signed between CSIR and DKPTO in March 2022. In addition to these activities,

workshops on sharing best practices in IP, Quality Management System, IP Commercialization, Awareness raising etc., in Industrial Designs & Trademarks were also held on many occasions between IP offices of India and Denmark.

7.7.1.6 In an effort to spread awareness of the importance of product design and the fascinating nature of the product design process, The Japan External Trade Organization (JETRO) and JPO organized a Product Design Seminar in collaboration with CIPAM on 17th of December, 2022 which was attended by top companies and designers from Japan and India.

7.7.2 IPR Awareness in the Industry & MSME

7.7.2.1 CIPAM is collaborating with MSME as a knowledge partner in the IPR awareness programmes. IPR awareness sessions are planned at MSME-DFOs at Agartala, Guwahati, Arunachal Pradesh, Meghalaya and Assam, Dimapur, Imphal and Sikkim. Online IPR webinars for incubation centres and IPFC's are also planned.

7.7.2.2 On the occasion of World Intellectual Property Day on 26th April, 2022, CIPAM in collaboration with Atal Innovation Mission, NITI Aayog conducted an insightful YouTube live session. The sessions highlighted the importance of different forms of Intellectual Property Rights in the innovation ecosystem and motivated the students of Atal Innovation Mission to think differently. The session covered the key aspects of the importance and relevance of patent submission which also include Q&A at the end based on the questions curated beforehand through ATL students and teachers (via AIM). A Day-long conference was also held on "Leveraging India's Demographic Dividend through IP", organized by the CIPAM and FICCI.

7.7.3 Strengthening of IPR Enforcement Mechanism

7.7.3.1 So far, 131 programs on IP Enforcement have been conducted for various law enforcing agencies (Police, Judiciary and Customs) by CIPAM, pan India in association with IP experts from law firms and the industry. In addition, an advisory has been issued by the Ministry of Home Affairs to all State Police Academies to incorporate IPR in their training curriculum for both regular and in-service police officers.

7.7.3.2 CIPAM is collaborating with National Academy of Customs, Indirect Taxes & Narcotics (NACIN) for training Custom Officials on 'Intellectual Property Rights: Scope, Importance and Objective'. Till date 30 training programs have been organized for custom officials.

7.7.3.3 Additionally, sensitization of Judges on IP Enforcement and adjudication has also been undertaken in collaboration with the State Judicial Academy of Kerala.

7.7.3.4 Details of enforcement awareness programs conducted by CIPAM during 2022.

TOPIC	ORGANIZATION
Enforcement of IPR	Central Detective Training Institute, Hyderabad
Enforcement of IPR	Kerala Judicial Academy
Training on IPR for custom officials	NACIN, Saket
Intellectual Property Rights for Custom Officers	NACIN, Kanpur
Intellectual Property Rights for Police Officers	Rajasthan Police Academy, Rajasthan
Intellectual Property Rights	North Eastern Police Academy
Intellectual Property Rights for Police Officers	Punjab Police Academy
Intellectual Property Rights	Rashtriya Raksha University, Ahmedabad
Intellectual Property Rights for Police Officers	Haryana Police Academy

7.8 Technology and Innovation Support Centres (TISCs)

7.8.1 The WIPO Technology and Innovation Support Center (TISC) program provides innovators in developing countries with access to locally based, high quality technology information and related services, helping them to exploit their innovative potential and to create, protect, and manage their intellectual property (IP) rights.

7.8.2 A Service Level Agreement (SLA) was signed in 2017 between DPIIT and the World Intellectual Property Organisation (WIPO) for establishing Technology and Innovation Support Centre (TISC) network in India. As of 2022, 12 WIPO-Technology Innovation Support Centres (TISCs) have been established: PIC Chandigarh; Anna University, Chennai; NRDC-IPFC Visakhapatnam; PIC Kerala; GUJCOST, Gujarat; KSCST, Karnataka; CTTC Bhubaneshwar, Odisha; ICRISAT, Hyderabad and RAJCOST, Rajasthan, GTU; Gujarat, JKEDI Jammu and Kashmir and new addition PIC West Bengal in 2022.

7.8.3 CIPAM-DPIIT being the nodal point for TISCs in India conducted 8 online sessions with the Indian TISC network on IP Commercialisation- its importance, challenges and way forward during the Innovation Week held from 10-16th January, 2022 to celebrate Azadi ka Amrit Mahotsav. The sessions aimed to educate the university students and young entrepreneurs about various aspects of IP commercialisation through interaction with the experts and success stories shared by some start-ups. Every session observed around 200 participants.

7.8.4 198 IPR cells have been established in colleges/ universities by the Indian TISC Network during 2020-2021. State Governments

are taking keen interest in strengthening the IPR regime.

7.9 Global Innovation Index (GII)

7.9.1 In the past 8 years, India's rank in the Global Innovation Index has improved from the 81st rank in 2015 to the present 40th rank in 2022.



7.9.2 As per the report of 2022, India maintains the 1st rank in the Central and South Asia region and has become 1st in innovation by overtaking Viet Nam in lower middle-income economy group. Further, India holds the record of being innovation achiever for 12th consecutive year in a row and is among top 20 countries in many indicators including, among others, quality of its universities in context to its top three universities, entrepreneurship policies and culture, knowledge diffusion, intensity of intangible asset of top fifteen, investment, finance for startups and scaleups and ICT export services.

7.10 Promotion and Marketing of Geographical Indications

7.10.1 A one-day awareness workshop was conducted in Kalsi Dehradun on 26 April 2022 in collaboration with IIT Roorkee for several local artisans to create awareness on GI Protection, Enforcement, its significance, marketing avenues through e-commerce platform etc. Similarly, on the occasion of "World Intellectual

Property Day 2022”, DPIIT conducted “National Photography Contest” on theme capturing various aspects of Geographical Indications and their uniqueness, diversity, and artistry. Several events were conducted by CIPAM, DPIIT in collaboration with various stakeholders where exclusive GI products showcased Indian tradition, culture and enterprising activities under a single umbrella.

- i) GI Pavilion (Aahar 2022) in ITPO for five days (26th -30th April 2022)
- ii) 03-day (26th-28th Aug 2022) India GI fair was organized at the India Expo Center and Mart, Greater Noida
- iii) A weekly GI Mahotsav was conducted from 16th -21st October 2022 at Trade facilitation Center, Varanasi. Various knowledge sessions were organized for the GI holders wherein DPIIT officials had an interactive session with the GI holders
- iv) An exclusive GI pavilion was set up at IITF 2022 which was organized by ITPO from 14th -27th November 2022 at Pragati Maidan, New Delhi.

7.10.2 In order to popularize GIs of India, 17 promotional videos covering various Indian GIs was prepared in collaboration with TV History. These videos were aired on various channels of the TV History 18 network such as History TV18 -SD, History TV18 – HD in 2021-22

7.10.3 CIPAM, DPIIT undertook a social media campaign on GIs to promote India’s GIs wherein interesting stories and factoids on GI were shared. Successful campaigns included ‘Gift a GI’ launched during festive seasons to encourage purchase of GI products, and ‘Spot the GI’ to spread awareness on GIs through interesting factoids. In order to create awareness

to get due recognition of Indian Handicrafts and handloom, CIPAM also ran a campaign on “Winter GI Accessories.”

7.11 Bilateral Cooperation on IPRs

7.11.1 Department for Promotion of Industry and Internal Trade (DPIIT) has entered into a Memorandum of Understanding (MOU) with various countries so as to establish a wide ranging and flexible mechanism for cooperation in the field of intellectual property and information technology services related to this field. This year two MoUs have been signed with Taiwan and EU. The MoUs, which have been signed lay the foundation for a technical cooperation between the two countries/regions with the aim of strengthening the protection of intellectual property rights for the benefit of innovation and sustainable economic growth. Details are given in the **Annexure -A**.

7.12 Cooperation with World Intellectual Property Organisation (WIPO)

7.12.1 WIPO and Government of India have been working together in close cooperation to strengthen the IP ecosystem of the country. In this regard, numerous initiatives have been undertaken by the Government of India in collaboration with WIPO wherein DPIIT serves as the nodal department. A key initiative was the signing of a Service Level Agreement (SLA) between DPIIT and WIPO for establishing the Technology and Innovation Support Centres (TISC) Network in India.

7.12.2 Department participated in various meetings organized by WIPO throughout the year. Some of the key meetings include the PCT working group and Standing Committee on the Law of Patents.

7.13 Patent Prosecution Highway

7.13.1 On November 21st, 2019, the Indian Patent Office for the first time entered into a pilot programme on Patent Prosecution Highway (PPH) with Japan Patent Office (JPO) following the approval of the Union Cabinet on a proposal for Bilateral PPH Programme on November 20th, 2019.

7.13.2 The programme commenced on December 5th, 2019 between JPO and Indian Patent Office on a pilot basis for an initial period of three years. Under this pilot programme, Indian Patent Office may receive patent applications in ten specified technical fields that are electrical, electronics, computer science, information technology, physics, civil, mechanical, textiles, automobiles and metallurgy. The Patent Rules have been suitably amended, in this regard.

7.13.3 In the first year of three year's Pilot PPH Program with Japan (which allows 100 applications from Japan in a year), request for expedited examination under the PPH was allowed to be filed in respect of 100 applications, First Examination Reports were issued on all cases and 85 patents have been granted. The applicants from India filed 6 PPH requests in the Japan Patent Office during the first year and 4 patents were granted in Japan.

7.13.4 Second year of three years' program started from December 5th, 2020. The applicants from Japan filed 100 requests for PPH. The last application was received on 15th November 2021. Out of the 100 requests received, 86 applications were found to fulfil the criteria for PPH status. The First Examination Reports have been issued for 81 applications and 47 patents have been granted. The applicants from India filed 5 PPH requests in the Japan Patent Office during the second year.

7.13.5 Third year of three years' program started from December 7th 2021. The applicants from Japan filed 100 requests for PPH. Out of the 100 requests received, 88 applications were found to fulfil the criteria for PPH status. The First Examination Reports have been issued for 48 applications and 13 patents have been granted. One applicant from India filed a PPH request in the Japan Patent Office during the third year.

7.13.6 Indian Patent Office and JPO have agreed to recognize each other's offices to act mutually as competent International Searching and International Preliminary Examining Authority (ISA/IPEA) for any international patent application filed with them. From 1st July 2021, Indian Patent Office and JPO will commence to function as offices acting mutually as competent ISA / IPEA under the PCT.

7.14 Amendments in Patent Rules

7.14.1 The Patents (Amendment) Rules, 2020, which came into effect on 19th October 2020 have streamlined the provisions for filing of priority document in case of PCT national phase entry in India and form 27, a statement regarding the working of patented invention(s) on a commercial scale in India.

7.14.2 The Patents (2nd Amendment) Rules, 2020, which came into effect on 4th November 2020, benefit small entities by providing them a fee reduction in all proceedings under the Patents Act, 1970. With regard to applicable official fee, small entities are now at par with natural person(s)/startup(s).

7.14.3 The Patents (Amendment) Rules, 2021, which came into effect from 21st September 2021, have enabled the 'educational institutions' to pay official fee at par with the fee payable by individuals. Earlier, these institutions

used to pay the fee which was at par with the fee payable by corporates.

7.14.4 Timelines have been imposed to ensure speedy disposal and limits put on the number of admissible adjournments.

7.14.5 Applications can be transferred electronically from any of the Patent Office branches to another.

7.14.6 Expedited Examination is now permitted for startup, SME, Female applicants, Government Departments, institutions

established by a Central, Provincial or State Act, which is owned or controlled by the Government, Government Company, an institution wholly or substantially financed by the Government and applicants under PPH and the applicant who has chosen India as an International Searching Authority (ISA) or as an International Preliminary Examining Authority (IPEA) in a corresponding PCT application. The fastest patent was granted in just 41 days from the 'Date of filing Request for Expedited Examination'.

Requests for Expedited Examination u/r 24-C of Patent Rules (as on 31-12-2022):

Category of Applicant	Requests for Expedited Examination Filed	FER Issued	Patent Granted	Patent Refused
Startup	2393	2255	1181 #	252
Applicants for ISR	1922	1867	1187	200
Others	4397	3953	1711	224
Total	8712	8075	4079	676

#Patents Granted to Start-ups against Filing of Expedited Request for Examination in respect of New and converted Start-up applications

7.14.7 Hearings are now conducted through video conferencing.

7.14.8 Special provisions have been made for startups whereby they will get 80% rebate in fees vis-à-vis other companies as also expedite their application.

7.15 Amendments in Trademark Rules:

7.15.1 The Trade Marks Rules, 2002 have been amended in 2017 to revamp the Trade Marks procedures.

7.15.2 50% lower fees for filing Trade Mark Applications by Individuals/ Startups/Small Enterprises vis-à-vis Companies.

7.15.3 The 74 separate forms and applications have now been replaced by 8 consolidated forms.

7.15.4 Process of determining a well-known mark has been laid out for the first time.

7.15.5 E-filing encouraged through 10% rebate in fees for e-filing vis-à-vis physical filing of Trade Mark Applications.

7.15.6 Email now recognized as a Mode of Service.

7.15.7 Allowance of Video Conferencing for Hearings.

7.15.8 'Startup' and 'Small Enterprises' defined. Same applies to both Indian and foreign entities.

7.15.9 Provisions relating to expedited processing of an application for registration of a Trade Mark have been extended right up to registration stage (before, it was only up to the examination stage).

7.15.10 The new Rules have an express provision for filing applications for sound marks which must now be submitted in an MP3 format, not exceeding 30 seconds in length. This is also to be accompanied with a graphical representation of the sound notations. In this regard, the definition of “graphical representation” has also been revised to include representation in digitized form.

7.15.11 Number of adjournments in opposition proceedings has been restricted to a maximum of two by each party, which will help dispose-off matters in time.

7.15.12 Access to the virtual office through VPN is provided to every office to maintain the public delivery system even in lockdown situation.

7.16 Amendment in Copyright Rules

7.16.1 Copyright (Amendment) Rules, 2021

7.16.1.1 The Government of India has notified Copyright (Amendment) Rules, 2021 vide Gazette notification under reference G.S.R. 225(E) dated 30th March, 2021. The amendments have been introduced with the objective of bringing the existing rules in parity with other relevant legislations and to ensure smooth and flawless compliance in the light of the technological advancement in digital era by adopting electronic means as primary mode of communication and working in the Copyright Office.

7.17 Design (Amendment) Rules 2021

7.17.1 Design Amendment Rules, 2021 were notified on 25th January 2021. Summary of amendments proposed in the said Rules are as under:-

7.17.2 Startups have been identified as a

separate entity under the rules by amending the definitions

7.17.3 The system of classification has been revised to provide for International Classification (Locarno Classification) as published by WIPO.

7.17.4 Fee reduction has been provided to start-ups. The amended rules proposed for allowing start-ups and small entities reduced fees at the rates applicable to individuals. The new rates will be 25% of the fees to be paid by other applicants (i.e., other than start-ups, small entities and individuals)

7.17.5 Authorised agents on behalf of the applicants have been permitted to provide their details while seeking registration of design.

7.18 Office of the Controller General of Patents, Designs and Trademarks (CGPDTM)

7.18.1 The Office of the Controller General of Patents, Designs and Trade Marks (CGPDTM), a subordinate office under the Ministry of Commerce & Industry, with headquarters at Mumbai, is primarily concerned with administration of Patents, Trade Marks, Designs, Geographical Indications, Copyrights and Semiconductor Integrated Circuits Layout Design Registry (SICLDR) and functioning of IP offices in the country.

7.18.2 Redesigned IPO Website: The website of Controller General of Patents, Designs and Trade Marks, <https://ipindia.gov.in> has been redesigned to make it more informative, interactive and user-friendly. A comprehensive and dynamic Patent Search Portal has been developed on the IPO website. The status of patent applications including publication, examination, grant and electronic register of Patents, as well as all the patent documents (after the publication), are available freely for

public search through this portal.

7.18.3 Infrastructure Development: Four state of the art, modern and integrated Intellectual Property Office buildings have been constructed for housing the offices under the CGPDTM at New Delhi, Kolkata, Chennai and Mumbai. Further, the Rajiv Gandhi National Institute of Intellectual Property Management (RGNIPM) functions from a state of the art building constructed at Nagpur.

7.18.4 International Searching Authority/ International Preliminary Examination Authority (ISA/IPEA) Building Delhi: The ISA/IPEA Building, constructed as an extension to Intellectual Property Office (IPO) building at Dwarka, Delhi is fully functional and has been instrumental in establishing India as a competent office in the international arena. Six additional floors are being constructed above the existing two floors of the building along with a multi-level car parking and the project is nearing completion.

7.18.5 TMR Complex Ahmedabad: The office complex at Ahmedabad accommodates the Trade Marks Office and Intellectual Property Office Archives.

7.19 Geographical Indications Registry (GIR)

7.19.1 The GIR is a statutory organization setup for the administration of the Geographical Indications of Goods (Registration & Protection) Act, 1999 which came into force on 15th September, 2003. A total of 429 Geographical Indications (GIs) have been registered as on date in India, including 31 foreign products.

7.19.2 To promote GI products among the users, a reduced fee structure and simplification of procedures for registration of Authorised

Users in order to ensure the benefits of GI Registration reaches every producer of GI has been approved, through GI (Amendment) Rules, 2020.

7.19.3 To promote the GIs, GI Kiosks, were established during the recent IP Conference held at New Delhi.

7.19.4 In order to increase awareness relating to Geographical Indications, Officials of GI Registry had participated in 30 Virtual GI Awareness Programme across India.

7.20 Copyright Office

7.20.1 The Copyright office was established in 1958 under section 9(1) of the Copyright Act, 1957. It is situated in Delhi. The main function of the Copyright Office is to undertake registration of copyrights. Copyright subsists in the following classes or works: i. Original literary, dramatic, musical, and artistic works; ii. Cinematographic films; and iii. Sound Recording.

7.20.2 The administration of the Copyright Act, 1957 along with related matters has come under the purview of the Department of Industrial Policy & Promotion w.e.f. 17.03.2016, consequent to amendment in the Government of India (Allocation of Business) Rules, 1961. The Copyright Office has been merged with the Office of CGPDTM w.e.f. 16.12.2020. The CGPDTM has been appointed as ex-officio Registrar of Copyright.

7.20.3 India acceded to two WIPO treaties on Copyrights i.e. WIPO Copyright Treaty & WIPO Performances and Phonograms Treaty in 2018. The treaties came into force on 25th December 2018.

7.20.4 Digitization of Records of Copyright Office for the period from date of inception i.e. 1958 and until 2017 has been completed.

7.20.5 Improvement in website (www.copyright.gov.in) has increased transparency by means of publishing of entries in register of Copyrights and new applications.

7.20.6 Pendency in examination of new applications has been reduced to about one month, which being the mandatory waiting period for inviting objections to new applications. This trend has been maintained from previous year.

7.20.7 The Copyright office has introduced the facility of online filing of objections against the application received for registration.

7.20.8 The Copyright office has introduced the facility of video conferencing hearing of applications received for registration.

7.21 Semiconductor Integrated Circuits Layout Design Registry (SICLDR)

7.21.1 The objective of implementing Semiconductor Integrated Circuits Layout-Design Act 2000 is to act as a catalyst for generation of Intellectual Property relating to Semiconductor Integrated Circuits Layout Designs. The Registry was established with Head Office at Ministry of Electronics and Information Technology (MeitY), the erstwhile DeitY, vide notification dated 1st March 2004 and was operationalised w.e.f. 1st May 2011.

7.21.2 In order to bring all IPR- related activities under a single umbrella, administration of the Semiconductor Integrated Circuits Layout-Design (SICLD) Act 2000 and the semiconductor Integrated Circuit Layout-Design (SICLD) Rules 2001 has been transferred to this Department in December 2016, consequent

to amendment in the Government of India (Allocation of Business) Rules, 1961.

7.21.3 The Registry examines layout designs of the Integrated circuits and issues Registration Certificate to the original layout designs of semiconductor integrated circuits. The SICLD Registry is propagating the importance of semiconductor IC design registration. During the year 2021-22 from 01.04.2021 to 31.03.2022 two SICLD applications were filed, while four applications were filed during the year 2022-23 from 01.04.2022 to 31.12.2022. Till 31st December 2022, a total of nineteen (19) SICLD applications have been filed for registration. Further, during the year 2022-23 eight applications have been examined for which letters of objections to acceptance have been issued. In all, a total of eight applications have been disposed out of which two are registered.

7.22 Facilities for Startups

7.22.1 SIPP Scheme

7.22.1.1 The Scheme for Start-Ups Intellectual Property Protection (SIPP) was launched in 2016 to facilitate the startups for filing and processing of their patent, design or trademark application through the assistance of IP facilitators, whose fee was borne by the Office of the Controller General of Patents, Designs and Trade Marks. After the successful implementation resulting in a significant increase in IP filings by Startups, the Scheme has been extended for a period of three years till 31 March, 2023. As of December, 2022, 510 patent facilitators and 392 trademark facilitators have been empanelled. The number of patent and trademark applications filed by startups in past three years is given in **Table 7.2.**

Table: 7.2 The number of patent and trademarks applications filed by startups

Category		Year of filing		
		2022-23 (as on 31.12.2022)	2021-22	2020-21
Patent applications filed	New applications	1484	1500	1637
	Converted to startups	126	149	149
Trademark application filed		7339	8649	6468

7.22.1.2 With effect from 02 November, 2022, the scheme has been revised and facilitation fees has been notably increased by at least 100% to further encourage the IP facilitators to provide quality services to startups in order to

increase the number of IP applications filed by startups.

The revised fees structure (Fees ()) vis-à-vis the old scheme is given in **Table 7.3**.

Table: 7.3: Revised fees structure vis-a-vis the old scheme

Stage of payment		Patents		Trade Marks		Designs	
		2016	2022	2016	2022	2016	2022
At the time of filing of Application		10,000	15,000	2,000	3,000	2,000	3,000
At the time of final disposal of Application	Without opposition	10,000	25,000	2,000	5,000	2,000	5,000
	With opposition	15,000	35,000	4,000	10,000	10,000	10,000

7.22.1.3 Patents (Amendment) Rules, 2016 provides fee concession of at least 80% to startups for filing and processing of a patent application. Similarly, Trade Marks Rules, 2017 provides fee concession of 50% for filing of a trademark application and the Designs (Amendment) Rules, 2021 provides fee concession of 75% for filing and processing of a design application to startups.

7.22.1.4 Startups are eligible for expedited examination of their patent applications. Under the Expedited Examination System, most applications regarding grant of patents have been decided within one year of filing Request for Expedited Examination as compared to the period of few years required in case of normal examination route. As of December 2022, 2393 requests for expedited examination submitted by startups and first examination reports issued

and patents granted in 2255 and 1181 cases respectively.

7.22.1.5 Till 31st December, 2022, 527 new startup design applications have availed benefit of 75% fee reduction in filing.

7.23 Madrid Protocol for International Registration of Trademarks

7.23.1 India has acceded to the Madrid Protocol, which is a simple, facilitative and cost effective system for international registration of trademarks.

7.23.2 Till 31st March 2022, 104064 international applications seeking protection of trademarks in India have been forwarded by WIPO to the Indian Trademark Office for confirming protection of such marks in India.

7.23.3 Further, up to 31th December, 2022,

114652 such applications have been forwarded by WIPO. On the other hand, Indian Trade Marks Office received 2779 Indian applications for international registration of trademarks under the Madrid Protocol, out of which 2563 applications have been verified and forwarded to the WIPO and 2034 such applications have been registered at the International Bureau of WIPO.

7.24 Treaties on International Classification (for Trademarks and Design)

7.24.1 India has also acceded to these Treaties on International Classification (for trademarks and designs) in June 2019; came into force on September 2019, i. Nice Agreement Concerning the International Classification of Goods and Services for the Purposes of the Registration of Marks ii. Vienna Agreement establishing an International Classification of the Figurative Elements of Marks iii. Locarno Agreement Establishing an International Classification for Industrial Designs.

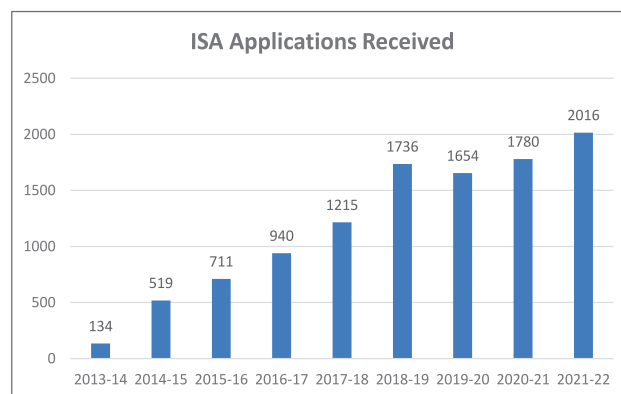
7.25 International Search Authority and International Preliminary Examining Authority

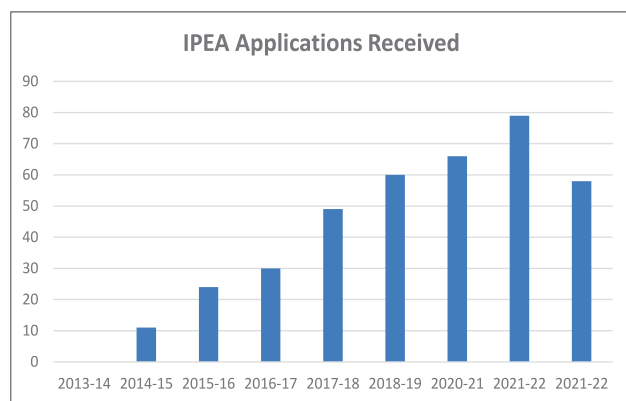
7.25.1 India started functioning as an International Searching Authority/International Preliminary Examining Authority (ISA/IPEA) under the PCT from 15th October, 2013. The ISA/ IPEA functions with a full-fledged set up at the new IPO premises at Delhi with all operational facilities of international standards, including trained manpower, access to major patent databases with modern search engines and maintains a Quality Management System in accordance with the guidelines under the PCT. Apart from Indian applicants, the applicants from Iran and Japan can also choose the Indian

Patent Office as ISA/IPEA for international applications. Since 1st January 2018, the Indian Patent Office is publishing Examiner's Search Strategies on Patent scope Search Portal of WIPO for the international applications, for which reports are established and is the seventh International Authority among 23 Authorities to start this service which is an important step by the patent office towards transparency and accountability.

7.25.2 As on 31st December 2022, the Indian Patent Office as ISA, has received 12152 international applications where India has been chosen as ISA for international search report and 427 applications where India has been chosen as IPEA for international preliminary examination. During the year 2021-22, 2016 search requests were received in ISA and 58 requests for preliminary examination were received in IPEA. During the year 2022-23 till 31st December 2022, 1437 search requests were received in ISA and 50 requests for preliminary examination were received in IPEA. With respect to number of Search Copies received, the IPO continued to be at the 9th position among the 23 Patent Offices functioning as ISA/IPEA under the PCT during the year 2021-22.

7.25.3 Indian Patent office (ISA) maintains 100% timeliness in establishing the international reports. In the year 2022-23, all reports are being established within the timelines.





7.26 Quality Management in Processing of IP Applications:

7.26.1 Patent - Computerisation and IT enabled functioning of Patent Office and computerised work-flow for patent processing has resulted in enhanced speed of patent processing, examination and grant, improved service to stake holders and transparency. The Indian Patent Office has started the work of aligning its Quality Management System as per the requirements of ISO 9001:2015 with a view to obtain ISO Certification of all its processes, which is one of the objectives laid down in the National IPR Policy. Further, under the Cooperation agreement signed with WIPO on data quality and data exchange, Indian Patent Office has started providing the Search and examination reports to WIPO CASE there by enhancing the efficiency and quality of search reports.

7.26.2 Requests for Examination (RQ) across four branch office filed in a particular examination group have been merged to form a single queue based on RQ Filing Date, which are allocated for examination automatically through a system. Thus, the discrepancy earlier existing among four branch offices with respect to time when RQs in the same group used to be taken

up for examination has been removed. Further, auto-allocation of Requests for Examination (RQ) is irrespective of the number of examiners /controllers at a specific patent office location. Besides, physical presence of an examiner at a particular location has also become insignificant.

7.26.3 Trademarks - Computerised module based system has been adopted for all functions in the registration process for trademarks and maintenance of register of trademarks. A Pre-Registration Amendment Section has been created at each of the five branches of the Trade Marks Registry to attend to corrections/ amendments in the records. Video conferencing provision has been adopted for conducting the hearings during the prosecution of the trademark applications. Process of hearing has been streamlined and only those cases are set down for hearing where objection raised in the examination reports could not be waived after consideration of the reply. Publication of registered trademarks has been automated and registration certificates are generated and sent to applicant's e-mail address automatically. Similarly, process of renewal of trademarks has been automated.

7.26.4 Designs - Video conferencing provision has been adopted for conducting hearing during prosecution of design applications. Provision for filing of design applications through E-filing mode is available. Pre- and post-registration proceedings are now carried out through computerised module based system. E-register of designs has been launched and made accessible to public. Communications and renewal certificates are being issued electronically. Registration certificates are also issued electronically with effect from 1st November, 2022.

7.27 IPR Trends (IPR Statistics in the form of Tables are at APPENDIX – VI)



Investment Promotion and International Co-operation

8.1 International Co-operation

8.1.1 International Co-operation (IC) for enhancement of external economic engagement is undertaken through bilateral as well as multilateral arrangements. These are five IC divisions in DPIIT to carry out the said functions, viz IC-Asia (Except ME) IC-Europe and CIS, IC-Americas and IC-Africa, Middle East & Oceania.

8.2 Major Investment promotion events/conferences/JCMs held abroad:

- i. Trilateral - Supply Chain Resilience Initiative (SCRI) between India-Japan-Australia: Second Business matching event held on 25.11.2022 (Online)
- ii. World Economic Forum (WEF) Annual Meeting 2022 held on 26th of May 2022 which centered on the overarching theme, “History at a Turning Point: Government Policies and Business Strategies”. The Indian Ministerial delegation comprised of Hon’ble CIM Shri Piyush Goyal, Minister of Commerce & Industry, Consumer Affairs & Food & Public Distribution and Textiles, Government of India, Dr. Mansukh L. Mandaviya, Minister of Health & Family Welfare, Chemicals & Fertilizers, and Shri Hardeep Singh Puri, Minister for Petroleum

& Natural Gas, Housing & Urban Affairs. The Government delegation also included Shri Amitabh Kant, CEO, NITI Aayog, Shri Anurag Jain, Secretary, DPIIT, Shri Rajendra Ratnool, JS, DPIIT and Shri Deepak Bagla, MD & CEO Invest India.

- iii. World Economic Forum (WEF) Annual Meeting 2023 was held from 16th January 2023 to 20th January 2023 at Davos, Switzerland centered on the theme of “Cooperation in a fragmented World”.
- iv. India-Saudi Arabia Joint Working Groups
 - a. Under India-Saudi Arabia strategic partnership in ‘Economic and Investment’, four Joint Working Groups (JWGs) have been constituted on Industry, Technology and Information Technology, Agriculture and Food Security, and Energy
 - b. A delegation led by Shri Piyush Goyal, Minister of Commerce & Industry, Consumer Affairs, Food & Public Distribution and Textiles, Government of India visited Saudi Arabia on 18-19 th September 2022 to attend the Ministerial meeting of the India-Saudi Arabia Strategic Partnership Council.

- c. Saudi Minister for Energy, HRH Prince Abdulaziz bin Salman Al-Saud co-chaired the Ministerial meeting of the Committee on Economy and Investments of the India-Saudi Arabia Strategic Partnership Council.
- d. The Council identified 41 areas of cooperation under the 4 broad domains of Agriculture & Food Security, Energy, Technology & IT, and Industry & Infrastructure between India and Saudi Arabia which will be crystallized into projects & to be implemented in a time bound manner.
- e. Meeting with Japanese companies to promote Japanese investors sentiment toward India & attract further investments and discuss current investments plans, issues faced and policy recommendation by Japanese companies in Mahindra World City, industrial park in Chennai, Tamil Nadu on 07.09.2022
- v. Meeting with foreign investors including Japanese companies to promote Japanese investors sentiment toward India & attract further investments and discuss current investments plans, issues faced and policy recommendation by Japanese companies in Sri City, a Japanese Industrial Township in Andhra Pradesh on 08.09.2022
- vi. Two meetings held with representatives from Embassy of Japan (EoJ) in India, Ministry of External Affairs, Confederation of Indian Industry (CII) and Japan International Cooperation Agency (JICA) for the JICA's project of Sustainable Global Business Breakthrough Ecosystem (SGBBE) on 05.04. 2022 and 23.09.2022

8.3 Major Conferences, bilateral/JCMs and Investment promotion events held in India:

- i. Meeting with Japan Chambers of Commerce & Industry in India (JCCII) on proposal for improvement of business environment in India on 06.01.2022
- ii. Bilateral Joint Review of Japanese Industrial Townships (JITs) with Ministry of Economy, Trade and Industry (METI), Japan on 10.02.2022
- iii. On the sidelines of visit of H.E. Mr. Fumio Kishida, Hon'ble Prime Minister of Japan, exchange of signed copy of Roadmap on India Japan Industrial Competitiveness Partnership on 19.03.2022.
- iv. Meeting with foreign investors including Japanese companies to promote Japanese investors sentiment toward India & attract further investments and discuss current investments plans, issues faced and policy recommendation by Japanese companies
- vii. A meeting with Japan Chamber of Commerce and Industry in India (JCCII) and Japan External Trade Organisation (JETRO) on 06.10.2022
- viii. Meeting with Delegates from METI, Japan to discuss on implementation structure of IJICP on 04.11.2022
- ix. Meeting with Japan Chamber of Commerce and Industry in India (JCCII) for JCCII's Suggestions on India's Business Environment Enhancement on 02.12.2022
- x. The 20th Session of India-Sweden Joint Commission for Economic, Industrial and Scientific Cooperation was held on December 8th, 2022. The event was co-chaired by HCIM, Shri Piyush Goyal, Minister of Commerce & Industry, Consumer Affairs & Food & Public Distribution and Textiles, Government of India and H.E. Johan Forssell, Minister for

International Development Cooperation and Foreign Trade for Sweden. The JCEISC saw participation from major Swedish and Indian companies to discuss collaborations in green transition, fintech, digital technologies, IT and pharmaceutical in a Business Forum jointly organized by DPIIT and Invest India. JS, SIIT & HCIM also addressed the Swedish businesses and government officials gathered to highlight the rich history of the India Sweden relationship, and the expanded scope of possibilities for the bilateral relations going forward.

- xi. The signing and first meeting of the Indo-Dutch Fast-Track Mechanism (FTM) was held by DPIIT in collaboration with the Embassy of the Netherlands on 27th September 2022. The meeting was chaired by H.E. Mr. Marten van den Berg, Ambassador of the Netherlands to India, and Shri Anurag Jain, Secretary, DPIIT. Shri Rajendra Ratnoo, JS, DPIIT and Shri Deepak Bagla, MD & CEO, Invest India delivered welcome and closing remarks, respectively. The FTM aims to be instrumental in facilitating investment-related issues of Dutch companies and investors with their operations in India and serves as a platform for discussing general suggestions on ease of doing business in the country.
- xii. An official delegation comprising of officials from the Government of India visited Hungary and Poland from 17-20 October 2022 to attend the sixth sessions of the respective JCECs along with several business-related events. The objective was to seek furtherance of bilateral investment and trade ties between the two countries,

meet potential investors and seek collaborations to foster economic relations between India and the two countries.

- xiii. A webinar titled “Trade on Sustainability Mapping Study by SCCI” was held on 2nd November 2022 where JS Shri Rajendra Ratnoo and Swedish DG participated. SCCI presented sustainability mapping study conducted by them, an overview of the Swedish company’s operations in the country and the challenges faced by them. Key Highlights centered on the Swedish company’s push for net neutrality, lowering emission, switching to renewable, wastewater management, support to biodiversity and increasing push for gender parity and gender representation. Presentations by 3 key companies’: Hitachi, IKEA and Volvo
- xiv. The 9th Meeting of the Indo-German Fast Track Mechanism held on 24th November 2022. The aims to resolve issues faced by German companies in India. The Siemens and Bauer cases under the ongoing Fast Track Mechanism were discussed.
- xv. A webinar on title “The opportunity for Danish companies in India” held on 12th December 2022. The first session was inaugurated by the Ambassador of Denmark H.E. Freddy Svane and DPIIT JS Shri Rajeev Ratnoo. The webinar also had session on highlights on renewable sector presented by MNRE JS Shri Dinesh Jagdale, as well as a session on exporting to India by DoC Director Shri Y.P. Dhewal to introduce the Danish companies to India landscape.
- xvi. A webinar titled “Customs Session for European Companies” was held on 9th May

2022 for European companies to address the customs-related issues. The event saw participation of JS (Customs), Central Board of Indirect Taxes & Customs (CBIC) and JS of Department for Promotion of Industry and Internal Trade (DPIIT).

xvii. India US Fast Track Meeting: India US Fast Track Meeting was held on 25.05.2022 to discuss issues faced by US companies in India.

xviii. India US Fast Track Meeting: India US Fast Track Meeting was held on 01.09.2022 to discuss issues faced by US companies in India.

xix. The launch of India US CEO Forum was held through VC on 09.11.2022 under chairpersonship of Hon'ble CIM and U.S. Secretary of Commerce Gina Raimondo. They were joined by the Forum's Private Sector Co-Chairs James Taiclet (Chairman, President, and CEO, Lockheed Martin Corporation) and Natarajan Chandrasekaran (Chairman, Tata Sons), as well as other members of the Forum on both sides. During the meeting, Secretary Raimondo and Hon'ble CIM shared their priorities for the bilateral relationship with the members. The leads for each of the Forum's seven working groups shared their strategic outlook for their term of service.

xx. 10th High Level of Task Force on Investment:

a. The tenth meeting of the UAE-India High Level Joint Task Force on Investments ('The Joint Task Force') took place on 10-11 October, 2022 in Mumbai. It was co-chaired by Shri

Piyush Goyal, Minister of Commerce & Industry, Government of India, and His Highness Sheikh Hamed bin Zayed Al Nahyan, Member of the Executive Council of the Emirate of Abu Dhabi.

b. The meeting was attended by H.E. Dr. Thani bin Ahmed Al Zeyoudi, UAE State Minister for Foreign Trade, H.E. Dr. Ahmed A.R. Albanna, UAE's Ambassador to India, H.E. Shri Anurag Jain, Secretary, Department for Promotion of Industry and Internal Trade, and senior officials from relevant government authorities, investment entities and companies from both countries.

c. The Joint Task Force was established in 2013 to promote trade, investment and economic ties between the UAE and India.

d. This was the first meeting of the Joint Task Force since the signing of the India-UAE Comprehensive Economic Partnership Agreement (CEPA) and unveiling of the Joint UAE-India Vision Statement in February 2022 during the virtual summit between Shri. Narendra Modi, Prime Minister of India and His Highness Sheikh Mohamed bin Zayed Al Nahyan, President of the UAE. CEPA is a major trade agreement set to transform bilateral economic, trade and investment ties and propel economic growth. Both these historic landmarks provide a clear roadmap for continued strengthening of the Comprehensive

Strategic Partnership between the two countries at an accelerated pace.

- e. During this tenth meeting of the Joint Task Force, the co-chairs recognized the early trends of positive impact of the historic India-UAE CEPA on bilateral trade between the two countries since it entered into force in May 2022. The co-chairs urged businessmen on both sides to gain optimal benefits from the conducive trade ecosystem created under CEPA. The co-chairs also noted progress on various aspects of the CEPA including establishment of the CEPA Joint Committee and related sub-committees.
 - f. It was also agreed that a similar India Fast Track Mechanism would be set up in the UAE immediately to resolve issues pertaining to the Indian investors in the UAE, and to assist Indian companies in market entry and expansion when investing in the UAE. In this context, issues pertaining to some Indian companies in UAE were noted and it was agreed that the UAE side will provide the necessary support to ensure speedy and mutually satisfactory resolution of these issues.
- xxi. Shri. Anurag Jain, Secretary, DPIIT delivered a video-address during the India Russia Business Dialogue held as part of the 7th Eastern Economic Forum (EEF) on 6th September 2022 in Vladivostok.
 - xxii. The Eastern Economic Forum is an international platform for discussing the strategy for developing political, economic and cultural ties between Russia and Asia Pacific. It seeks to improve relations between the international investment community, Russian business, and Federal and local governments.
 - xxii. 9th Session of Sub-Group on Modernization of the India Russia Working Group on Modernization & Industrial Cooperation was held on December 15, 2022 co-chaired by Shri. Rajeev Singh Thakur, Additional secretary, DPIIT from the Indian side. The Sides reviewed the results of the eighth session of the sub-group in the areas of Trade & Investment, Power Engineering, Shipbuilding, Industrial Infrastructure and Industry and Consumer Waste Management.
 - xxiii. Shri. Anurag Jain, Secretary, DPIIT met the Governor of Ryazan Region of Russian Federation on 20th April 2022.
 - xxiv. Hon'ble Commerce & Industry Minister met H.E Mr. Denis Alipov, Russian Ambassador on 25th April 2022.
 - xxv. 11th Session of the India-Belarus Inter-Governmental Commission on Trade, Economic, Scientific, Technological and Cultural Cooperation was held on November 10, 2022 in New Delhi co-chaired by Shri Som Prakash, Minister of State for Commerce and Industry from the Indian side and H. E. Mr Vladimir Makei, Minister of Foreign Affairs from the Belarusian side. The Commission reviewed the results of bilateral cooperation that took place after the tenth session of the Commission in 2020.



11th Session of Indian-Belarusian Inter-Governmental Commission on Trade, economic, Scientific, Technological and Cultural Cooperation Co-chaired by Hon'ble MoS Shri. Som Prakash on 10th November 2022.

xxvi. Hon'ble Commerce & Industry Minister held a meeting with Vladimir Makei, Minister of Foreign Affairs, Belarus on 10th November 2022 to explore avenues to further strengthen the ties and cooperation between India and Belarus. (PIC 2)



Hon'ble Commerce & Industry Minister held a meeting with Vladimir Makei, Minister of Foreign Affairs, Belarus on 10th November 2022 to explore avenues to further strengthen the ties and cooperation between India and Belarus.

xxvii. 9th Session of the India Russia Working Group on Modernization & Industrial Cooperation of the India-Russia Intergovernmental Commission on Trade, Economic, Scientific, Technological and Cultural Cooperation was held on December 23, 2022 in New Delhi co-chaired by Shri Anurag Jain, Secretary, Department for Promotion of Industry and

Internal Trade, Ministry of Commerce and Industry from the Indian side and by H. E. Mr Alexey Gruzdev, Deputy Minister of Industry and Trade from the Russian side. The Working Group reviewed the results of the eighth session of the working group in the focus sub-groups identified, namely modernization, mining, Railway Sector and mineral fertilizers & chemicals.



9th Session of the India Russia Working Group on Modernization & Industrial Cooperation of the India-Russia Intergovernmental Commission on Trade, Economic, Scientific, Technological and Cultural Cooperation was held on December 23, 2022 in New Delhi co-chaired by Shri. Anurag Jain, Secretary, DPIIT.

xxviii. India Belarus Business Investment Forum was held on 10th November, 2022 on the sidelines of India-Belarus Inter-Governmental Commission on Trade, Economic, Scientific, Technological and Cultural Cooperation. The event was organized by Confederation of Indian Industry (CII). Shri. Anurag Jain, Secretary, DPIIT presented the Welcome address to the participants of the event.

8.4 Participation in G2G meetings conducted by other Ministries:

- i. 14th Meeting of Joint Working Group (JWG) on Trade between India and Bangladesh held on 02-03.03.2022
- ii. Commerce Secretary Level Meeting between India and Bangladesh held on 04.03.2022
- iii. A meeting was held to discuss the way

forward on action points of DPIIT in the Joint Statement issued during the visit of Hon'ble PM of Japan to India and in the roadmap for the IJICP on 22.04.2022

- iv. A Meeting to discuss the way forward on realizing target of 5 Trillion Yen from Japan and IJICP Roadmap was held on 04.05.2022.
- v. A meeting was conducted for covering updates from various Departments & Ministries on the progress of setting up of joint working groups as part of the IJICP on 21.07.2022.
- vi. A meeting with Indian Rare Earth Limited (IREL) on 14.09.2022.
- vii. Meeting regarding Project of Sustainable Global Business Breakthrough Ecosystem (SGBBE) on 23.09.2022.
- viii. The first meeting of Joint Working Group on Trade, Economic Cooperation between India and Uzbekistan Virtually held on 07th January 2022 organized by Department of Commerce.
- ix. Inter-Ministerial Meeting on India Russia Bilateral Cooperation held on 18.04.2022 organized by Ministry of External Affairs.
- x. India-Russia Inter-Agency Consultations on trade and payment related aspects held on 21-22 April 2022 organized by Ministry of External Affairs.
- xi. Hon'ble Commerce & Industry Minister held a meeting with H.E Mr. Bakhyt Sultanov, Dy Prime Minister of Trade and Integration, Kazakhstan on 02nd June 2022.
- xii. The 14th Meeting of India Kazakhstan Inter-Governmental Commission held on 03.06.2022 organized by Ministry of Petroleum & Natural Gas.

- xiii. The Second Meeting of India Uzbekistan Joint Working Group held on 22.06.2022 in Uzbekistan organized by Department of Commerce.
- xiv. The 13th Session of India Uzbekistan Inter-Governmental Commission on Trade, Economic, Scientific and Technological Cooperation held on 28.07.2022 organized by department of Commerce.
- xv. The 10th session of India Kyrgyzstan Inter-Governmental Commission held on 03.11.2022 (virtually) organized by Department of Commerce.

8.5 Organizing 'Make-in-India' / Digital Road shows:

- i. Japan Digital Roadshow 1x1 series on 19.01.2022, 20.01.2022, 25.01.2022 & 31.01.2022.
- ii. DPIIT Strategic Investor Roadshow in Seoul, South Korea on 22.11.2022.
- iii. **Strategic Investor Roadshow to USA:** Strategic Investor Roadshow to USA (Washington DC, New York and Chicago) held from 11th -15th July, 2022. Meetings were organized with Key American Investors and other stakeholders to promote trade and Investment in India.

8.6 Delegations/Dignitaries:

- i. Keynote Speaker - Hon'ble CIM in the Inaugural Session of 45th Joint meeting of India -Japan Business Cooperation Committee (IJBCC) on 21.02.2022.
- ii. HCIM VC - Chief Guest for the Inaugural Session of India-Bangladesh Stakeholders meet on 07.03.2022.
- iii. Meeting of HCIM with Japan Bank for

International Cooperation (JBIC) on 26.04.2022.

- iv. HCIM meeting with Ambassador of Nepal to the Republic of India on 08.08.2022.
- v. Hon'ble CIM participated had discussion in 3+3 format Ministerial meeting between India and Singapore on 17.09.2022.
- vi. Meeting of Hon'ble CIM with Mr. Mickey Mikitani, Founder, Chairman and CEO of Rakuten Group, Japan on 20.09.2022.
- vii. HCIM meeting with Shri Sumit Nanda, Chairman, The Golden State Capital, Singapore on 03.10.2022.
- xiii. Meeting of Hon'ble CIM with Shri Sibi George, Indian Ambassador to Kuwait (Japan-Designate) on 31.10.2022
- ix. Meeting of JBIC Governor with HCIM on 10.11.2022.
- x. Meeting of Hon'ble CIM with Mr. Hiroshi Suzuki, Ambassador of Japan at 06.30 pm on 13.12. 2022
- xi. HCIM meeting with Bangladesh Minister on 21.12.2022.
- xii. A bilateral roundtable meeting was organized as part of a visit by Italy's then-Minister of Foreign Affairs Luigi Di Maio to India. The business roundtable was co-chaired by Minister Di Maio and CIM Shri Piyush Goyal, which saw participation of top business leaders in the energy, defence, sustainable mobility, and infrastructure sectors.
- xiii. On the occasion of the visit of a high-level delegation led by H.E. Guy Parmelin, Head of the Federal Department of Economic Affairs, Education and Research (EAER), Switzerland, an India-Switzerland Business Roundtable was jointly organised by the

Department for Promotion of Industry and Internal Trade (DPIIT), Ministry of Commerce & Industry, Government of India, in collaboration with the Embassy of Switzerland in India. The Roundtable was co-chaired by H.E. Piyush Goyal, Minister of Commerce & Industry, Consumer Affairs & Food & Public Distribution and Textiles, Government of India, and H.E. Guy Parmelin.

- xiv. The Czech Republic Ministry of Industry and Trade visited DPIIT on 29th November 2022 for the new India Story, along with opportunities for investment. During the delegation's visit a meeting was organised between the HE Dr. Eliska Zigova, Ambassador of Czech Republic to India; Shri Rajendra Ratnool, Joint Secretary, DPIIT Joint Secretary and members of Czech Republic Department of Foreign Economic Policies, MIT to discuss the upcoming JCEC in the second quarter of 2023 and identification of areas of collaboration.

xv. Interaction on India Mexico Business Opportunities: CEOs of Mexican companies accompanying H. E. Mr Marcelo Ebrard Casaunon, Minister of Foreign Affairs of Mexico during his visit to Delhi had an informal interaction with their Indian counterpart on 31st March, 2022. The interaction focus was on the Fintech sector and opportunities for partnerships between Indian and Mexican companies.

- xvi. Minister of Foreign Affairs of Republic of Belarus, H.E. Mr. Vladimir Makei visited New Delhi to co-Chair the 11th session of the Inter-governmental Commission on Trade, Economic, Scientific, Technological and Cultural Cooperation on 10 November, 2022.

- xvii. Deputy Minister of Industry and Trade of the Russian Federation visited New Delhi to co-Chair the 9th session of the India Russia Working Group on Modernization & Industrial Cooperation on 23rd December, 2022.
- xviii. Shri Anurag Jain, Secretary, DPIIT met with H.E Mr. Satoshi Suzuki, the Ambassador of Japan to India on 26.08.2022.
- xix. Shri Anurag Jain, Secretary, DPIIT met with Mr. Kenichi Yokoyama, Director General, South Asia Regional Department, Asian Development Bank (ADB) on 13.12.2022.

8.7 Other important activities

- i. The second Indo-Danish Ease of Doing Business Roundtable was held on April 27, 2022 under the Chairpersonship of Shri Rajendra Ratnoo, JS, DPIIT to resolve issues faced by Danish companies in India. Representatives from 10+ companies including Maersk, Novo Nordisk, Grundfos, and LEGO attended the Roundtable alongside representatives from Invest India and the Royal Danish Embassy.
- ii. DPIIT in partnership with IFCCI's CFO Committee organized an interaction with French business leaders for a discussion over investment opportunities / current business climate in India for French companies post the Covid-19 pandemic.
- iii. DPIIT JS Shri Rajendra Ratnoo gave the closing remarks at the Annual General Meeting for the Swedish Chamber of Commerce in India on August 18 2022. The event was attended by the member companies of the SCCI and prominent Swedish business representatives, along with the members from Business Sweden, the previous ambassador of Sweden H.E. Klas Molin and members from Swedish Embassy. At the event the JS Shri Rajendra Ratnoo talked about the strengthening India and Sweden relations witnessed over the last few years, the expansion of opportunities in India as well as the frequent engagement between the Swedish Business Community and the DPIIT.
- iv. The Indo-French Chamber of Commerce and Industry's (IFCCI) Committee Leaders' Annual Meet held at The Claridges Hotel in New Delhi on 19th of September 2022. The aim of the event was to introduce IFCCI's 12 Committees & 4 working groups for the current year, led by CEOs/CXOs of Indian and French firms of IFCCI's member companies. Each committee presented an overview of their agenda for the year. The event was chaired by H.E. Mr. Emmanuel Lenain, Ambassador of France to India. Shri Rajendra Ratnoo, Joint Secretary, DPIIT delivered an address highlighting key reforms and initiatives introduced by Govt. of India to enhance ease of doing business for French firms in India.

Schemes for Regional Development

9.1 Introduction

9.1.1 One of the principal objectives of the Government of India's Industrial Policy is to promote balanced industrial development throughout the country. For stimulating industrial development of hilly States, the Union Government has been supplementing the efforts of State Governments through various policies/schemes/packages of incentives. Another focus area of the Government of India's Industrial Policy is to develop quality industrial infrastructure through various schemes for enhancing international competitiveness of the domestic industries, especially in the functional clusters/locations which have greater potential to become globally competitive. Some of such policies/schemes/packages of incentives for development of industries and which are being

currently administered by this Department are given in this Chapter.

9.2 North East Industrial Development Scheme (NEIDS), 2017

9.2.1 After closure of NEIIPP, 2007 on 31.03.2017, to promote industrialization in NE States and to boost employment and income generation, a new Scheme namely North East Industrial Development Scheme (NEIDS), 2017 was notified on 12.04.2018 which came into force w.e.f. 01.04.2017 and ended on 31/03/2022.

9.2.2 The scheme will cover manufacturing and service sector. It will give encouragement to MSME in manufacturing, services. Information technology will be leveraged to process and approve proposals and release of payment.

9.2.3 Various benefits provided under the Scheme are as under:

1	Central Capital Investment Incentive for access to credit(CCIAC)	30% of the investment in Plant & Machinery with an upper limit of Rs.5 Cr.
2	Central Interest Incentive(CII)	3% on working capital credit advanced by Scheduled Banks or Central/State financial institutions for first 5 years from the date of commencement of commercial production/operation. The incentive will be so restricted as to ensure that subsidized interest rate is not below the Marginal Cost of funds based Lending Rates (MCLR) of the lending institution.

3	Central Comprehensive Insurance Incentive (CCII)	Reimbursement of 100% insurance premium on insurance of building and Plant & Machinery for 5 years from the date of commencement of commercial production.
4	Income Tax (IT) Reimbursement	Reimbursement of Centre's share of income tax for first 5 years including the year of commencement of commercial production.
5	Goods and Services Tax (GST) Reimbursement	Reimbursement up to the extent of Central Govt. share of CGST and IGST for 5 Years.
6	Employment Incentive (EI)	Additional 3.67% of the employer's contribution to Employees' Provident Fund (EPF) in addition to Government bearing 8.33% Employee Pension Scheme (EPS) contribution of the employer in the Pradhan Mantri Rojgar Protsahan Yojana (PMRPY).
7	Transport Incentive (TI)	<ol style="list-style-type: none"> 1. 20% of the cost of transportation including the incentive currently provided by Railways/ Railway PSU for movement of finished goods by rail from the railway station nearest to industrial unit to railway station nearest to the location of the buyer. 2. 20% of cost of transportation for finished goods for movement through Inland Waterways Authority of India from the port nearest to the location of industrial unit to the port nearest to the location of the buyer 3. 33% of cost of transportation of air freight on perishable goods (as defined by IATA) from the airport nearest to place of production to any airport within the country, nearest to the location of the buyer.

9.2.4 Overall Cap of Rs.200 Cr per unit for benefits under all components subject to investment in Plant and Machinery.

9.2.5 As on 31.12.2022, 1211 applications have been received from industrial units on NEIDS Portal for consideration of the Empowered Committee for grant of registration. Out of these, 858 industrial units have been

granted registration under NEIDS, 2017. Out of the 858 registered industrial units, 92 claims amounting 93.57 crore under Central Capital Investment Incentive for Access to Credit (CCIIAC) component have been settled till date.

9.2.6 During the FY 2022-23, 29 claims (20-Assam, 01-Arunchal Pradesh, Meghalaya

- 03, Tripura - 04, Manipur - 01) amounting to Rs. 47.57/- crore under CCIIAC component have been settled. Further, 141 claims amounting to Rs. 148.31/- crore are under pipeline for the release of subsidy.

9.3 Erstwhile Industrial Promotion Schemes being implemented by Department for Promotion of Industries and Internal Trade, which are presently under grand parenting (subsidies being released as per committed number of years).

(i) **North East Industrial and Investment Promotion Policy (NEIIPP), 2007** : North East Industrial and Investment Promotion Policy (NEIIPP), 2007 was a revised version of the erstwhile North East Industrial Policy (NEIP), 1997, and was notified for a period of 10 years from 1.4.2007 to 31.03.2017 with the purpose to boost industrialization of the region. The policy was effective up to 31.03.2017 but units that commenced commercial production by 31.3.2017 shall continue to receive benefits beyond this date up to the committed number of years for each unit. Since inception of NEIIPP, 2007 Rs 3432.32 crore amount of subsidy has been released to the industrial units till 31.12.2022.

(ii) **Transport Subsidy Scheme, 1971 and Freight Subsidy Scheme (FSS) 2013**: In order to mitigate locational disadvantage and facilitate the process of industrialization in hilly, remote and inaccessible areas, in terms of subsidizing industrial units for transportation of their finished product and raw material Freight Subsidy Scheme (FSS) was introduced in 2013 replacing Transport Subsidy Scheme, 1971. Since

inception of Transport Subsidy Scheme, 1971 and Freight Subsidy Scheme (FSS) 2013. Rs 6293.04 crore amount of subsidy has been released to the industrial units till 31.12.2022.

9.4 Special Package Scheme for Industrial Development in Himalayan States i.e. Himachal Pradesh, Uttarakhand, J&K and Ladakh.

9.4.1 Schemes that's are over

- i. Special Package-I for Himachal Pradesh and Uttarakhand from 07.01.2003 - 06.01.2013
- ii. Special Package-II for Himachal Pradesh and Uttarakhand from 07.01.2013- 31.03.2017
- iii. Industrial Development Scheme (IDS), 2017 for Himachal Pradesh and Uttarakhand 01.04.2017 to 31.03.2022.
- iv. Industrial Development Scheme (IDS), 2017 for UT of J&K and UT of Ladakh from 15.06.2017 to 31.03.2021

9.4.2 Schemes under Grand parenting

- i. Special Package-I for Jammu and Kashmir from 14th June, 2002 - 14th June, 2012
- ii. Special Package-II for Jammu and Kashmir from 15th June, 2012 - 14th June, 2017
- iii. Industrial Development Scheme (IDS), 2017 for Himachal Pradesh and Uttarakhand 01.04.2017 to 31.03.2022.
- iv. Industrial Development Scheme (IDS), 2017 for UT of J&K and UT of Ladakh from 15.06.2017 to 31.03.2021

9.4.3 Achievements

I. Special Package-I & II

During the current FY 2022-23, Rs.29.50 Cr. budget has been allocated under BE 2022-23 out of which Rs.5.30 crore has been utilized upto 31.12.2022.

II. Industry Development Scheme (IDS) 2017 for J&K

- i. Total 225 Nos. of units (215 J&K and 10 Ladakh) granted registration by Empowered Committee under Industrial Development Scheme (IDS) for Union Territories J&K and Ladakh.
- ii. Budget allocated under the scheme in FY 2022-23 is Rs. 110 cr.
- iii. During the current year (upto 31.12.2022) an amount of Rs. 6.82 Crore has been released in favour of 15 units.
- iv. Release of total of Rs. 50.23 crore has been made under the scheme.

III Industrial Development Scheme (IDS), 2017 for Himachal Pradesh and Uttarakhand 01.04.2017 to 31.03.2022.

a) The package provided the following incentives:-

- i. Central Capital Investment Incentive for access to credit (CCIIAC)
- ii. Central Comprehensive Insurance Incentive (CCII)

b) Achievement

- i. Total 774 Nos of units (479 Himachal Pradesh and 295 Uttarakhand) granted registration by Empowered Committee under Industrial Development Scheme (IDS) for state of Himachal Pradesh and Uttarakhand.

- ii. Budget allocated in FY 2021-22 Rs.131.90 Cr.

9.4.4 Ongoing Scheme

i. New Central Sector Scheme for Industrial Development of J&K from 01.04.2021-31.03.2037

New Scheme with guidelines for UT of Jammu and Kashmir with total financial out lay of Rs. 28,400/- crore is in public domain w.e.f. 1.4.2021. The scheme is been notified on 19/2/2021 by the Department for Promotion of Industry and Internal Trade (DPIIT). The duration of the scheme is for 2021-22 to 2036-37 and envisages four types of incentives namely -

- i. **Capital Investment Incentive:** 30% in Zone A, and 50% in Zone B on investment made in Plant & Machinery (in manufacturing) or construction of building and other durable physical assets(in service sector) upto Rs. 50 crore. Maximum limit of incentive is Rs 5 crore and Rs 7.5 crore in Zone A & Zone B respectively.
- ii. **Central Capital Interest subvention:** At the annual rate of 6% for maximum 7 years on loan amount up to Rs. 500 crore for investment in plant and machinery (in manufacturing) or construction of building and all other durable physical assets(in service sector)
- iii. **GST Linked Incentive:** 300% of the eligible value of actual investment made in plant and machinery (in manufacturing) or construction in building and all other durable physical assets(in service sector) for 10 years. The amount of incentive in a financial year will not exceed one-tenth of the total amount eligible incentive.

- iv. **Working Capital Interest Incentive :** All existing units at the annual rate of 5% for maximum 5 years . Maximum limit of incentive is Rs 1 crore.

9.4.5 Achievements:

9.4.5.1 Total 219 applications have been granted registration under the scheme by UT Level Committee.

9.5 Indian Footwear and Leather Development Programmes (IFLDP):

9.5.1 Sustainable Technology and Environmental Promotion:- Assistance for each Common Effluent Treatment Plant (CETP) is provided @80% of the total project cost for Northeastern Areas with industry/beneficiary share to be 20% of the project cost and @ 70% of the total project cost for other areas with industry/beneficiary share to be 30% of the project cost with a limit of Rs. 200 crore..

9.5.2 Integrated Development of Leather Sector (IDLS) :- Assistance is provided to the sectoral units for their modernization/ capacity expansion/technology up-gradation @30% to Micro, Small and Medium Enterprise (MSME) units and 20% to other units. Financial assistance is provided for Northeastern Areas @40% of cost of plant & machinery to MSME units and 30% to other units. 5% additional grant is provided for domestic manufactured machinery.

9.5.3 Establishment of Institutional Facilities :- Assistance is provided for setting up of new infrastructure and upgradation of requisite infrastructure of existing campuses of Footwear Design and Development Institute (FDDI). This interalia includes setting up of International Testing Centre, Sports Complex,

construction of girls hostel etc within the existing campuses of FDDI.

9.5.4 Mega Leather Footwear and Accessories Cluster Development (MLFACD):-

The sub-scheme aims at world-class infrastructure and to integrate the production chain in a manner that it caters to the business needs of the leather and domestic footwear industry and export market. Graded assistance is provided @50% of the project cost (@70% of the project cost in Northeastern areas), for land development, core infrastructure, social infrastructure, production facilities including ready to use sheds with plug and play facility, R&D support and export services excluding cost of land with maximum Government assistance being limited to Rs. 125 crore.

9.5.5 Brand Promotion of Indian Brands in Leather and Footwear Sector :- The GoI assistance is provided 50% total project cost subject to limit of Rs. 3 crore for each brand each year during the next three years to promote at least 10 Indian brands in the International Market. All Indian Manufacturers in the Footwear and Leather Sector including finished leather, leather goods, leather garments, saddlery, footwear and footwear components industries having cash profit for last 3 years and having minimum exports/domestic sales of Rs.50 crore per year are eligible under the sub-scheme.

9.5.6 Development of Design Studios :-

This is a new sub-scheme introduced to catalyse the technological and design transformation of the sector. Assistance is provided to develop 10 Indian design studios. The studios involve design innovation, promoting market and export linkages, facilitate buyer-seller meets, display designs to international buyers and work as interface for the trade fairs. Design Studios are provisioned for kind of 'one-stop-shop' providing a wide range of services: design,

technical support, quality control etc.

9.6 Industrial Infrastructure Up-Gradation Scheme (IIUS) and Modified Industrial Infrastructure Up-Gradation Scheme MIIUS)

9.6.1 Industrial Infrastructure Up-gradation Scheme (IIUS) was launched in 2003 with the objective of enhancing industrial competitiveness of domestic industry by providing quality infrastructure through public private partnership in selected functional clusters/locations which has the potential to become globally competitive. Central assistance upto 75 % of the project cost subject to a ceiling of Rs. 50 crore was given for each project. The scheme was recast in February, 2009 on the basis of an independent evaluation to strengthen the implementation process. Two stage approval mechanism was introduced, 'Final Approval' was to be given within six months of initial approval after achieving certain milestones. The ceiling of central grant was raised from Rs. 50 crore to Rs. 60 crore. Under IIUS, 37 projects were sanctioned in the 10th and 11th Five Year Plan Periods, out of these 31 projects have been completed **(Appendix-VII)** and 6 projects are under implementation **(Appendix-VIII)**. These projects were provided central assistance of Rs. 1430.184 crore (up to 25.11.2022), out of sanctioned central grant of Rs. 1455.64 crore.

9.6.2 In 2011, the Recast IIUS was evaluated for its effectiveness and continuation in the 12th plan period by the National Productivity Council (NPC). The NPC had conducted the evaluation & observed the following:

- i. IIUS interventions contributed immensely in the technological up-gradation of the clusters;

- ii. Revenue of the industries under cluster including exports along with employment has increased after interventions under IIUS
- iii. Provided a robust platform for development of common facilities such as R&D Labs, Skill upgradation centre, Common Effluent treatment Plant (CETP) and basic infrastructure;
- iv. About 80% of industrial units in projects are under Micro & Small Enterprises (MSE) category, hence, it is beyond their financial capacity to invest in infrastructure facilities independently.
- v. Majority of the cluster have taken up green initiatives.
- vi. Majority of the clusters are self-sustainable.

9.6.3 The scheme was continued after being renamed as MIIUS (Modified Industrial Infrastructure UpGradation Scheme) with effect from July, 2013.

9.6.4 Under MIIUS, projects have been undertaken to upgrade infrastructure in existing Industrial Parks/ Estates/ Areas. Greenfield Projects have also been undertaken in backward areas and North Eastern Region (NER). Projects are being implemented by the State Implementing Agency (SIA) of the State Government. Central Grant upto 50% of the project cost with a ceiling of Rs.50 crore is provided under MIIUS with at least 25% contribution of State Implementing Agency. In case of North Eastern States, the central grant and minimum contribution of the SIA are up to 80% and 10% respectively. Under MIIUS scheme, 21 projects have been sanctioned, out of which 16 projects have been completed **(Appendix-VII)** and remaining 5 projects are under implementation **(Appendix-**

VIII). These projects have been provided central assistance of Rs. 369.066 crore (up to 25.11.2022), out of sanctioned central grant of Rs. 387.016 crore.

9.6.5 Achievements during 2022-23 (as on 25.11.2022) are as under:

i. 2 Projects out of 13 ongoing projects under IIUS/MIUS have been completed during the period. Details of completed projects are as under:

- ii. To monitor the progress of the projects, two Review Meetings were held on 23.09.2022 and 11.10.2022.
- iii. With strenuous efforts and consistent follow up with the concerned SPVs/ SIAs, Utilization Certificated (UCs) of Rs. 10.95 crore has been received against outstanding Utilization Certificate (UCs) of Rs. 11.04 crore.

Sl. No.	Name of the Industrial Cluster	State	Date Approval	Total Project Cost (in Rs.Cr)	Approved Gol grant (in Rs/Cr)	Released Gol grant (in Rs/ Cr)	Completed on/ Physical progress (in %)
1	Industrial Area, Kandrori	HP	05-03-15	57.55	18.85	18.96	15.06.2022
2	Industrial Area, Pandoga	HP	05-03-15	71.69	20.61	20.79	15.06.2022

G20 Presidency by India

10.1 The Group of Twenty (G20) is the premier forum for international economic cooperation. It plays an important role in shaping and strengthening global architecture and governance on all major international economic issues. The Group of Twenty (G20) comprises 19 countries (Argentina, Australia, Brazil, Canada, China, France, Germany, India, Indonesia, Italy, Japan, Republic of Korea, Mexico, Russia, Saudi Arabia, South Africa, Türkiye, United Kingdom and United States) and the European Union. The G20 members represent around 85% of the global GDP, over 75% of the global trade, and about two-thirds of the world population.

10.2 The G20 Presidency steers the G20 agenda for one year and hosts the Summit. The G20 consists of two parallel tracks: the Finance Track and the Sherpa Track. Finance Ministers and Central Bank Governors lead the Finance Track while Sherpas lead the Sherpa Track.

10.3 The G20 process from the Sherpa side is coordinated by the Sherpas of member countries, who are personal emissaries of the Leaders. Finance Track is led by Finance Ministers and Central Bank Governors of the member countries. Within the two tracks, there are thematically oriented working groups in which representatives from the relevant ministries of the members as well as from invited/guest countries and various international organisations participate.

10.4 The Finance Track is mainly led by the Ministry of Finance. **These working groups meet regularly throughout the term of each Presidency.** The Sherpas oversee negotiations over the course of the year, discussing agenda items for the Summit and coordinating the substantive work of the G20.

10.5 In addition, there are Engagement Groups which bring together civil societies, parliamentarians, think tanks, women, youth, labour, businesses and researchers of the G20 countries.

10.6 India holds the Presidency of the G20 from 1 December 2022 to 30 November 2023.

10.7 Drawing inspiration from its G20 Presidency theme of ‘Vasudhaiva Kutumbakam’ - ‘One Earth One Family One Future’, India will host over 200 meetings in over 50 cities across 32 different work streams, and would have the opportunity to offer G20 delegates and guests a glimpse of India’s rich cultural heritage and provide them with a unique Indian experience.

10.8 The following countries are India’s invitees to G20, Bangladesh, Egypt, Mauritius, Netherlands, Nigeria, Oman, Singapore, UAE and Spain(permanent invitee).

10.9 DPIIT is the nodal department for Business 20 and Startup 20 Engagement Groups. DPIIT is also nominated as the issue-coordinator for some of Trade and Investment Working Group Priority Issues.

Business 20

10.10 The Business 20 (B20) is the official engagement group of G20 created in 2010 under the Canadian presidency, and first to be formally recognized by the group with the aim to galvanize global business leaders for their views on issues of global economic and trade governance and speak in a single voice for the entire G20 business community. The B20 is comprised of business associations and leads engagement with G20 governments on behalf of the international business community.

10.11 Since 2010, each year, the G20 Presidency appoints a B20 Chair (an eminent business leader from the G20 host country), who is supported by the B20 Sherpa and B20 secretariat.

10.12 Sh. Natarajan Chandrasekaran, Chair, Tata Sons has been appointed as the Chair and Sh. Chandrajit Banerjee as the Sherpa with Confederation of Indian Industries designated as the secretariat for B20 under India's G20 Presidency. The B20 conducts work through various taskforces, the recommendations of which are summarized at the B20 Summit and

presented to the G20 leaders prior to the G20 Summit.

10.13 Under India's presidency the work of the B20 is to be conducted through seven (7) taskforces and two (2) action councils, namely.

Taskforces

1. Inclusive GVCs for Resilient Global Trade and Investment
2. Future of Work, Skilling, and Mobility
3. Energy, Climate Change and Resource Efficiency
4. Digital Transformation
5. Financing for Global Economic Recovery
6. Tech, Innovation and R&D
7. Financial Inclusion for Economic Empowerment

Action Council

1. ESG in Business
2. African Economic Integration, an Agenda for Global Business



The B20 India Inception Meeting's Inaugural Session

10.14 The B20 involves a series of events including the subject-specific taskforce meetings with participation from businesses, policymakers, experts, and international diplomats. Around 100 meetings and events, both hybrid and in-person have been planned across India and overseas under India's Presidency.

B20 India 2023 Inception Meeting

10.15 B20 Inception Meeting was held in Gandhinagar on 22-24 January 2023.

10.16 It saw participation of 189 overseas delegates, 450 Indian delegates, 31 countries, 50 speakers in 8 sessions and also saw participation from Senior Government officials, officials of Government of Gujarat, Media, International Organisations

10.17 B20 India was working towards aligning with G20 to develop policy recommendations for resilient and inclusive business practices. The theme of "R.A.I.S.E" (Responsible, Accelerated, Innovative, Sustainable, and Equitable Businesses) was being used as a guiding principle, with Task Forces and Action Councils working to develop recommendations that aligned with the overall vision of both the B20 and G20. Inclusivity and sustainability were being emphasized as essential pillars for growth.

10.18 The B20 India Inception Meeting had officially begun the work of these task forces and councils and set the stage for further discussions on critical global issues, such as the resilience of global supply chains, equitable access to digital infrastructure, and responsible and sustainable business practices. These discussions took place on January 23rd, 2023, in the presence of

ministers, senior government officials, business executives, and policy maker. The three-day program was organised to showcase a unique Indian cultural experience in the form of art exhibitions, cultural performances, a yoga session, and excursions to DandiKutir, Punit Van, and Gujarat International Finance Tec-City.

Startup 20 Engagement Group

10.19 Startups have become the engine for innovation-fueled economic recovery, reorientation, and growth. The Startup 20 Engagement Group, being initiated under India's presidency of G20, aspires to create a global narrative for supporting startups and enabling synergies between startups, corporates, investors, innovation agencies and other key ecosystem stakeholders. India's own startup ecosystem stands today as the world's third largest with 107 unicorns, more than 83,000 registered startups, and an ever-expanding innovation ecosystem to support them. The primary objective of the new engagement group is to develop an inclusive framework to support innovative startups, especially for sectors of global importance, through strategic collaboration across the G20 nations.

10.20 Startup 20 activities started with an inception meeting, the opening event, on January 28, 2023 (at Hyderabad) and it saw participation of around 80 overseas delegates from around 25 countries, 104 Indian delegates, 40 speakers and had 8 sessions. There was participation from senior government officials, representatives from embassy consulates, officials of Government of Hyderabad, global startup and innovation agencies, international organizations, industry players and media



The Startup 20 India Inception Meeting's Inaugural Session

10.21 The Startup 20 India Inception Meeting officially began the work of these task forces and set the stage for further discussions on critical global issues, such as harmonization of startup related definitions and terminologies, setting up institutional mechanisms for the startup ecosystems across G20 nations to form desired alliances, promoting investment of patient capital in startups working on area of global interest, creating a policy framework to harmonize investment mechanism across the G20 member nations, increasing support for women-led startups and organizations, promoting startups working on making communities more inclusive and working on achieving SDGs in areas of global interest. The two-day Inception Meeting also showcased

a unique Indian cultural experience in the form of art exhibitions, cultural performances, and excursions to TajFalaknuma Palace and Golconda Fort.

10.22 The Startup 20 will conclude with a summit event on July 3 and July 4, 2023 (at Gurugram). In between the inception and summit3 side events and meetings are being planned. A large startup showcase is envisioned to exhibit the India's startup ecosystem to the world. Dr. Chintan Vaishnav, Director, Atal Innovation Mission, is the Chair for Startup 20 and iCreate has been nominated as the secretariat for the same. Confederation of Indian Industries is a knowledge partner for Startup 20. Eminent personalities from the Startup world are also associated with the group.

India International Convention & Expo Centre (IICC, Dwarka)

- 11.1 The Government of India has approved development of India International Convention and Expo Centre (IICC) in Sector-25, Dwarka, New Delhi & allied infrastructure in PPP and non-PPP Mode (including Exhibition & Convention spaces, arena, trunk-infrastructure, Metro/ NHAI connectivity, hotels, office and retails spaces etc.) at an estimated cost of Rs.26,108 crore (including Rs. 405 Crore for additional works) by the year 2025.
- 11.2 Development of Exhibition & Convention space, arena, trunk infrastructure, Metro/ NHAI connectivity, hotels, office and retail space etc. are visualized in the project. For development of this project, a Special Purpose Vehicle (SPV) i.e., India International Convention and Exhibition Centre Limited (IICC Ltd), a 100 % owned and controlled Company by Government of India represented through Department for Promotion of Industry and Internal Trade (DPIIT) has been incorporated on 19th December, 2017.
- 11.3 Development of the project is visualized in two phases. In Phase-I, trunk infrastructure along with Exhibition- cum-Convention Centre is under progress. This phase is being implemented as non-PPP component. The remaining Exhibition Area such as hotels, retail and others to be developed with private participants in Phase – II and would be completed by 2025.
- 11.4 The project progress is as under:
- L&T has been appointed as EPC Contractor for construction in Phase-I, Erection of steel structure and other construction works are on at site. The construction works of Phase 1 by the EPC Contractor is expected to be completed by mid of 2023.
 - MoU has been signed with Delhi Metro Rail Corporation (DMRC) for Extension of Airport Express line to IICC Project. Construction works for metro station and other works related to DMRC are near completion. DMRC has started conducting trial runs on the extended line between Dwarka Sector 21 station and IICC Dwarka station.
 - MOU Agreement between BSES Rajdhani Power Ltd (BRPL) & IICC for Bulk power supply to IICC Dwarka has been signed. Applications for 11 Nos of power connections totaling to 35.69 MVA has been submitted successfully to the office of BSES.
 - MoU Agreement For knowledge partnership between IICC and DMICDC for development of India International Convention and Expo Centre has been signed.
 - Kinexin Convention Management Pvt.

Ltd., a consortium of Korea International Exhibition Centre (KINTEX) and eSang Networks Company Limited has been appointed as the Operator for Exhibition and Convention Centre.

- vi. A term loan amounting to Rs. 2150.16 crore has been sanctioned by SBI to IICC for part financing of Phase 1 of the project.
- vii. To ensure quality of construction at site, National Council for Cement and Building Materials (NCCBM) has been appointed for Consultancy Services for "Third Party Quality Assurance and Audit (TPQA)".
- viii. Hon'ble Prime Minister laid the foundation stone of this project on September 20, 2018.
- ix. Work on Development of Dwarka Expressway and UER – II (which includes road connectivity to IICC complex) awarded by NHAI is under progress. Pile foundation works for elevated road of UER-II and Dwarka Expressway along the IICC plot boundary has been completed.
- x. BSES Rajdhani Power Ltd. (BRPL) has energized both stations (Electrical Sub-station 1 & 2) including inter-connector and in- feed cable on no load condition successfully on March 18, 2021.
- xi. Agreement has been executed for SITC of Kitchen equipment with Joint Venture of Klas Products Pvt. Ltd. and International Equipments Co.
- xii. IICC website is hosted in the NIC server and the site iiccl.dpiit.gov.in has been made live in the public domain on 23rd November 2021.

- xiii. National Institute of Design, Paldi has been appointed and entrusted the development of visual identity i.e. LOGO options for IICC Project on 18.07.2022.

The recent photographs are attached as under:-



Convention Centre–East Elevation



Convention Centre – South Elevation



Exhibition Hall 01–West Elevation



Exhibition Hall 02-West Elevation



DG Building - Finishing Works in Progress



FOYER 1- Funnel Area



Gate No. 1 - Guard House



Exhibition Hall 02 -Ceiling Corridor

Specific Industries and their Development

12.1 Cement Industry

12.1.1 Cement Industry is amongst eight core industries of India, Indian cement industry is second largest in the world after China and it has evolved to become one of the best in terms of energy efficiency, quality control and environmental improvement. The industry plays a crucial role in the development of the housing and infrastructure sector of the economy. It has strong linkage to other sectors such as infrastructure, construction, housing, transportation, coal, power, steel etc. It plays pivotal role in implementing various government schemes like Housing for All, Smart Cities, Concrete Highways, Dedicated freight Corridors, Clean India Mission, Ultra Mega Power Projects, Waterways etc. Indian Cement industry has also been a strong contributor to employment, fiscal revenue and community development while achieving manufacturing and technological advancement. India's cement demand is expected to reach 550-600 Million Tonnes per annum by 2025. Cement consumption in India is around 26 kg per capita against a global average of 540 kg per capita, which shows significant potential for the growth of the industry.

12.1.2 Bureau of Indian Standards in India have specified 14 types of cements and clinker specification. These include Ordinary Portland Cement (OPC), Portland Pozzolana Cement (PPC), Portland Slag Cement (PSC), Composite Cement and other special purpose cements. Among all these, three most common cement

types produced in India are OPC, PPC and PSC.

12.1.3 Capacity and Production of Cement

12.1.3.1 Cement is one of the most technologically advanced industries in the country. The modern Indian Cement plants are state-of-the-art plants and are comparable to the best in the world.

12.1.3.2 The Indian Cement Industry has managed to keep pace with the global technological advancement. The induction of advanced technology has helped the industry immensely to improve its efficiency by conserving energy, fuel and addressing the environmental concerns.

12.1.3.3 With more than 590 Million Tonnes per annum of cement production capacity, India is the second largest cement producer in the world and accounts for over 8 percent of global installed capacity. The capacity utilization of Indian Cement Industry during the last 10 years has fallen from 83% to 60%. The continuous downward trend of capacity utilization is indicative of the idle capacity of over 230 million tonne which is growing year by year. The cement industry comprises about 150 integrated large cement plants, 116 grinding units, 62 mini cement plants and 5 clinkerization units. The Production of cement during the last three years is as under:

Table 12.1 (In million tonnes)

S. No.	Financial Year	Production of Cement
1	2019-20	334.37
2	2020-21	299.94
3	2021-22	360.19
4	2022-23 (up to December 2022)	283.61

12.1.3.4 A large number of plants have installed waste heat recovery (WHR) System power for power cogeneration. The main barrier to the large scale adoption of the cogeneration technology is the high investment cost.

12.1.3.5 Cement Information System (CIS) Portal was launched in 2014 for compilation of data regarding capacity, production etc. from cement plants in the country; format for data collection has been simplified to ease complex data requirement and the same is now available for user industries. Users from the Industry can submit their monthly production details on the portal. Currently around 95% of Cement Units submits their Cement Production data on CIS Portal on monthly basis.

12.1.4 Quality Control Order

12.1.4.1 In order to provide safe reliable quality goods; minimizing health hazards to consumers; promoting exports and imports substitute, Quality Control Orders (QCOs) are issued by DPIIT for industries falling under its domain (i.e. Light Engineering Industry (LEI), Consumer Industry (CI), Cement, Paper, Rubber & Linoleum, Leather & Footwear, and Explosives) under BIS Act, 1986/2016 and Indian Explosives Act, 1884.

12.1.4.2 DPIIT as per its mandate has been issuing QCOs since 1987. 33 QCOs for over 120 products under BIS Act, 1986/2016 (e.g.

Cement, LPG Gas Stoves, Pressure cooker, Pipes and Tubes, ACs, Refrigerators, Safety Glass etc.) as well as one QCO for 15 products under Indian Explosives Act, 1884 (Gas Cylinders, Valves and Regulators) have been issued by DPIIT. Post-COVID, DPIIT has given more thrust on issuance of QCOs under BIS Act, 2016:

- i. 1987 to 2019 (32 years): 14 QCOs for 71 products
- ii. 2020 to 2022 (3 years): 20 QCOs for 71 products

12.1.4.3 DPIIT is continuously engaged with BIS and relevant stakeholders for identification of products for which QCOs could be notified.

12.1.5 Circular Economy in Gypsum

12.1.5.1 NITI Aayog took up an initiative on sustainability aspect of growth by transitioning Linear Economy into Circular Economy. Various committees were constituted by NITI Aayog for achieving Circular Economy in different products. One such committee is the Committee for Circular Economy in Gypsum under DPIIT. A report on “Achieving Circular Economy in Gypsum” was prepared in collaboration with NCCBM and was sent to NITI Aayog. On-boarding of a dashboard indicating measurable indicators like generation, consumption, unutilized/legacy stock, user industries of Gypsum is in progress.

12.1.5.2 **National Council for Cement and Building Materials (NCCBM)** is an autonomous organisation registered as a society under the Societies Registration Act, 1860, under administrative control of this Department. The Council provides scientific, technological and industrial services support to the cement, related building materials and construction industries, and carries its activities through its units located at Ballabgarh, Hyderabad, Ahmedabad and Bhubaneswar.

12.2 Explosives Industry

12.2.1 There are 156 Explosives Manufacturing Plants and 177 Site Mixed Explosives Plants in the medium and Small Scale Sector, engaged in the production of Explosives. The installed and production capacity is as follows:

Table 12.2 : Production of Explosives for the last 5 years

Description	Annual Installed Licensed capacity 2022-2023	2018-2019	2019-2020	2020-2021	2021-2022	2022-2023 (up-to 31.12.2022)
Class 1 Gun Powder (Metric Tonnes)	310.55	527.802	605.963	462.395	488.489	490.365
Class 2 (a) Cartridges (b) Site Mixed (Metric Tonnes)	1248915 2695063	554594.12 852780.11	519111.373 896284.821	538556.551 930642.806	601384.122 1040513.75	454818.379 829379.762
Class 3 Div 1 (NG) Class 3 Div-2 Booster and PETN* (Metric Tonnes)	** 37513.67	Nil 10640.802	Nil 10598.265	Nil 11102.749	Nil 14207.269	Nil 12258.04
Class 6 Div 1 Safety Fuse (Million meters)	183.6	45.529	35.01	38.99	38.36	26.359
Class 6 Div 2 Detonating fuse (Million meters)	1187.5	722.895	754.22	817.73	868.036	899.257
Class 6 Div 3 Detonators (Million Nos.)	1508.9	1095.403	1177.20	1087.68	1043.87	747.925
Ammonium Nitrate (Solid) (MT)	1345180	452939.15	380889.48	358321.13	390664.45	315199.60
Ammonium Nitrate (Melt) (MT)	825760	359075.44	351852.94	369572.40	468076.11	386552.99

12.2.2 Export & Import of Explosives

EXPORTS:

12.2.2.1 Indian made explosives & accessories are known for their quality, reliability & performance and well received in the highly competitive global market. The value of explosives exported in the year 2021-22 was Rs.

942.49 Crores. The trend on export of Indian made explosives in terms of value of explosives exported since 2002 is encouraging Indian Explosives Industry as well contributing to the Indian Economy. This could be achieved by the Indian Explosives Manufacturers as they are able to meet the quality requirements demanded by the overseas market.

Table 12.3

Year	Licenses issued for export of explosives (Nos.)	Value of Exports (Rs in Cr)
2017-18	510	510.94
2018-19	515	659.87
2019-20	557	684.10
2020-21	527	898.06
2021-22	652	942.49
2022-23 (Up to 31/12/2022)	505	1091.04

Imports:

12.2.2.2 The import of explosives of foreign origin are primarily oil well logging explosives imported by the oil well operating or oil well service providing companies. Explosives which are not manufactured in the country are only being imported which are meant for specialized applications. During the year 2022-23 (till 31/12/2022), 205 Nos. of licenses were issued for importation of explosives. The value of explosives imported was Rs. 96.79 Cores.

Year	License issued for import of explosives (Nos.)	Value of imports (Rs in Cr)
2017-18	149	49.446
2018-19	129	71.197

Year	License issued for import of explosives (Nos.)	Value of imports (Rs in Cr)
2019-20	141	39.05
2020-21	149	68.59
2021-22	144	70.73
2022-23 (Up to 31/12/2022)	205	96.79

12.3 Leather Industry

12.3.1 Leather Industry plays an important role in the Indian economy in view of its substantial overall output, export earnings and employment potential. The export of leather and leather products from India has undergone a structural change in the last two decades, share of leather footwear, leather garments, leather goods, footwear components and several articles of leather in the total exports has increased substantially as a result of the Government's policy to encourage export of value added leather products. India's Export performance of the leather & footwear sector during the last year is stated below :

12.3.2 Export of Leather, Leather products and Footwear for the period April-March 2021-22 touched US \$ 4872.70 Million as against the performance of US \$ 3681.58 Million in April-March 2020-21, recording growth of 32.35%.

Table 12.4

Value in US\$ Mn

CATEGORY	APRIL-MARCH 2020-2021	APRIL-MARCH 2021-2022	% VARIATION	% Share 2020-2021	% Share 2021-2022
Finished Leather	378.23	456.10	20.59%	10.27%	9.36%
Leather Footwear	1485.55	2047.08	37.80%	40.35%	42.01%
Footwear Components	197.59	249.87	26.46%	5.37%	5.13%
Leather Garments	295.56	342.38	15.84%	8.03%	7.03%

CATEGORY	APRIL- MARCH 2020-2021	APRIL- MARCH 2021-2022	% VARIATION	% Share 2020-2021	% Share 2021-2022
Leather Goods	944.31	1287.06	36.30%	25.65%	26.41%
Saddlery and Harness	186.18	276.10	48.30%	5.06%	5.67%
Non-Leather Footwear	194.16	214.11	10.28%	5.27%	4.39%
TOTAL	3681.58	4872.70	32.35%	100.00%	100.00%

12.4 Light Electrical Industry Sector :

The Light Electrical Industry is a diverse sector having a number of distinct products and sub-products. It includes goods like electrical wires and cables, transmission tower, cranes, lifts & escalators, refrigerators, washing machine, air conditioners, storage batteries, dry cell batteries, electrical lamps & tubes etc. A brief of some of these industries is given below:-

12.4.1 Electrical wires and cables

12.4.1.1 Electrical wires and cable industry is one of the earliest industries established in the country in the field of electrical products. A wide range of wires and cables are manufactured in the country which includes communication cables such as jelly filled telephone cables, optic fibre cables, local area network cables, switchboard cables, co-axial cables, VSAT cables, electrical cables such as electrical wires, winding wires, automotive/battery cables, UPS cables, flexible wires, low voltage power cables and EHT power cables. The power cable industry may be mainly divided into four segments viz: house wiring (up to 440V), LT (1.1 to 3.3kV), HT (11 to 66kV), EHV (66kV and above). Well-established R & D facilities are key factors for development of this industry. In India, renowned laboratories like Central Power Research Institute (CPRI), Electrical Research and Development Association (ERDA) are well equipped with the most advanced product

testing facilities to meet international standards.

12.4.1.2 The export of wires and Cables (HS Code 7413 & 8544) in 2021-22 was Rs. 1,045,221.78 lakhs and in 2022-23 (April.-Nov) is Rs. 920,808.46 lakhs respectively whereas the import of wires and cables in 2021-22 was Rs. 833,231.02 lakhs and in 2022-23 (April.-Nov) is Rs. 653,018.10 lakhs respectively.

12.4.2 Transmission Towers

12.4.2.1 Transmission towers support high voltage transmission lines which carry electricity over long distance. These lines typically feed into sub-station so that the electrical voltage can be reduced to a level that can subsequently be used by the customers. There is an increasing trend in India to have larger power stations, particularly mega and ultra-mega power projects. Consequently while there would be fewer but larger powers generating stations, the demand for transmission of energy would grow substantially. The move to integrate India's transmission networks through a national grid of inter-regional transmission lines will facilitate transfer of power from surplus regions to deficit regions. The industry has facilities for testing transmission towers up to 1000 KV with the objective of catering to future growth of transmission systems in the country as well as to export demand.

12.4.2.2 The export of Towers & Lattice Masts (HS Code 730820) in 2021-22 was Rs.

237,471.37 Lakhs and in 2022-23 (Apr.-Nov) is Rs. 273,894.23 Lakhs respectively whereas the import in 2021-22 was Rs. 1,826.06 Lakhs and in 2022-23 (April-Nov) is Rs. 2,994.64 Lakhs respectively.

12.4.3 Cranes

12.4.3.1 Cranes and hoists are an important category of material handling equipment required by almost all sectors across the industry. Wide range of cranes are manufactured in the country and these include Electric Overhead Travelling (EOT) cranes, mobile cranes, ladle cranes, hydraulic decks, crab cranes, floating cranes, controller cranes, etc. There is a good potential for growth of this sector in view of increased industrial activities in various fields as well as construction industry.

12.4.3.2 The export of cranes-all types (HS Code No.8426) in 2021-22 was Rs. 61,122.22 Lakhs and in 2022-23 (Apr.-Nov) is Rs 47,237.48 Lakhs respectively whereas the import in 2021-22 was Rs. 374,427.82 Lakhs and in 2022-23 (April-Nov) is Rs. 377,247.49 Lakhs respectively.

12.4.4 Lifts and Escalators

12.4.4.1 The use of lifts and escalators is increasing rapidly due to substantial investments in construction of multi-storied housing complexes, large malls and supermarkets of international standards, modernization of airports and railway stations apart from industrial sectors. A wide range of lifts and escalators are manufactured in India. These include single speed, double speed, gearless, hydraulic, servo and Variable Voltage Variable Frequency (VVVF) elevators.

12.4.4.2 The export of Lifting, Handling, Loading/Unloading, Machinery etc. (HS Code No. 8428) in 2021-22 was Rs. 149,169.26 lakhs

and in 2022-23 (April-Nov) is Rs. 134,723.56 lakhs respectively whereas the import in 2021-22 was Rs. 293,909.44 lakhs and in 2022-23 (April-Nov) is Rs. 259,097.01 lakhs respectively.

12.4.5 Refrigerators

12.4.5.1 In India, refrigerators have the highest aspiration value of all consumer durables with the exception of television. The refrigerator Industry has become highly competitive. A number of brands have entered the market and the consumers have wider choices. There are two basic designs adopted in refrigerators presently being manufactured in the country. These are commonly referred to as Direct Cool (DC) and Frost Free (FF) Refrigerators. There has been gradual consumer preference shift towards frost free segment. Increasing number of dual income households are shifting the demand from the conventional 180L refrigerators to the larger 220L and higher capacity refrigerators with double doors.

12.4.5.2 The export of refrigerators, Frzrs & Other Refgrtng. (HS Code 8418) in 2021-22 was Rs. 177,485.02 lakhs and in 2022-23 (April-Nov) is Rs. 116,223.32 lakhs respectively whereas the import in 2021-22 was Rs. 522,482.01 lakhs and in 2022-23 (April-Nov) is Rs. 375,338.55 lakhs respectively.

12.4.6 Washing Machines

12.4.6.1 The washing machine market in India can be divided into semi-automatic and fully-automatic. With rising disposable incomes and higher aspirations, there is a gradual shift towards higher capacity washing machines and also towards fully-automatic washing machines. Controls are changing from purely mechanical to fully electronic as microcontrollers are

incorporated into the designs. While providing intelligence, microcontrollers boost reliability, drive down costs and improve energy efficiency.

12.4.6.2 The export of washing machines (HS Code 8450) in 2021-22 was Rs. 55,447.78 Lakhs and in 2022-23 (April.-Nov) is Rs. 35,819.59 Lakhs respectively whereas the import of washing machines/laundry machines in 2021-22 was Rs. 165,209.01 lakhs and in 2022-23 (April.-Nov) is Rs. 121,412.17 lakhs respectively.

12.4.7 Air Conditioners

12.4.7.1 Air Conditioners are gradually being treated as a necessity in changed Socio-economic environment with changing life style. The air-conditioners' market can be classified into three segments: window AC, split AC and central AC. The split ACs are gaining popularity due to limitation of space and increase in number of people living in flats in multi-storied complexes and also due to less noise. Bureau of Energy Efficiency (BEE), a statutory body under the Ministry of Power has introduced energy efficiency based star rating for air conditioners to help consumers to buy the best energy efficient products.

12.4.7.2 The export of air conditioners (HS Code 8415) in 2021-22 was Rs. 174,384.90 lakhs and in 2022-23 (April.-Nov) is Rs. 146,432.20 lakhs respectively whereas the import in 2021-22 was Rs. 590,514.40 lakhs in 2022-23 (April.-Nov) is Rs. 455,329.26 lakhs respectively.

12.4.8 Lead Acid Storage Batteries

12.4.8.1 Lead Acid Batteries are accumulators of current and power which is discharged over a period of time. They are used in vehicles and also for various industrial uses such as for backup power for UPS application, control rooms, power stations, telecommunications, etc. In

addition, it is also used for emergency lights for houses, telephone systems and as power source for mining etc. A new application of Lead Acid Batteries has emerged today in electric vehicles. The average life of the battery is approximately 2 years, hence these batteries will be needed as replacement throughout the life of the vehicle or the machinery in use. Although there are few large scale manufacturers of the product in India, there are large numbers of very small scale units manufacturing of the product in a most unorganized manner. The product manufactured by them normally does not meet the required standards as specified by BIS. In order to ensure safe disposal of lead acid batteries, Ministry of Environment and forest has issued a notification Batteries (Management and Handling) Rules, 2001 under Environment (Protection) Act 1986.

12.4.8.2 The export of lead acid batteries (HS Code 8507) in 2021-22 was Rs. 472,314.51 lakhs and in 2022-23 (April.-Nov) is Rs. 449,230.82 lakhs respectively whereas the import in 2021-22 was Rs. 1,717,480.06 lakhs and in 2022-23 (April.-Nov) is Rs. 1,768,807.23 lakhs respectively.

12.4.9 Dry Cell Batteries

12.4.9.1 Dry cell batteries are one of the most commonly used items. These are the oldest type of batteries which are still being used. Performance of dry cell batteries has undergone progressive improvements through technological developments. New types of dry cell batteries with longer shelf life and greater dependability and also rechargeable cells have come up. Nickel cadmium batteries and other rechargeable batteries are manufactured in the country to meet the requirement of defence, telecommunications and electronics. The growing popularity of cellular phones, laptops and imported toys could open the market for a

new range of batteries that are not produced at present

12.4.9.2 The export of dry cell batteries (HS Code 8506) in 2021-22 was Rs. 15,882.14 lakhs and in 2022-23 (April-Nov) is Rs. 8,787.45 lakhs respectively whereas the import in 2021-22 was Rs. 46,997.69 lakhs and in 2022-23 (April-Nov) is Rs. 41,118.83 lakhs respectively.

12.4.10 Electrical Lamps and Tubes

12.4.10.1 Wide range of lamps and tubes are being manufactured in the country which include general lighting service lamps such as incandescent bulbs, halogen lamps, gas discharge lamps such as fluorescent tube light, compact fluorescent lamp, high pressure mercury vapour lamps, metal halide lamps, low pressure and high pressure sodium vapour lamps and variety of special lamps. The higher energy cost have led to the development of energy efficient lamps consuming less power and giving output as close to daylight. Compact Fluorescent Lamps (CFL) which consume about 20% of the electricity for the same light output and last up to 8 times longer than the GLS are getting more popular. LEDs have a great potential to provide highly efficient lighting with little environmental pollution in comparison to the incandescent lamps (ICLs) and fluorescent lamps (FTLs, CFLs). Penetration of LEDs in India could significantly reduce lighting load as almost 22-25% of electricity is consumed for lighting, which is also a major contributing factor of peak demand. Due to higher costs, LEDs are not very popular even though its production has started in the country.

12.4.10.2 The export of electric lamps & Lighting fittings including tubes (HS code-9405) in 2021-22 was Rs. 202,236.82 lakhs and in 2022-23 (April.-Nov) is Rs. 160,750.62 lakhs

respectively whereas the import in 2021-22 was Rs. 318,269.53 lakhs and in 2022-23 (April-Nov) is Rs. 259,579.44 lakhs respectively.

12.5 Light Engineering Industry Sector:

12.5.1 The light Engineering Industry is a diverse industry with the number of distinct sectors. This industry includes mother of all industries like castings and forgings to the highly sophisticated micro-processor based process control equipment and diagnostic medical instruments. This group also includes industries like bearings, steel pipes and tubes, fasteners, etc. The products covered under the engineering industry are largely used as input to the capital goods industry. Hence the demand of this sector in general depends on the demand of the capital goods industry.

12.5.2 Roller Bearing Industry

12.5.2.1 Roller bearings are essential components in the rotating parts of virtually all machines such as automobiles, electric motors, diesel engines, industrial machinery & machine tools, etc. Bearings are used in diversified fields. Hence, the product range is vast and diversified. The indigenous manufacturers are manufacturing bearings of quality and precision at par with world renowned manufacturers in the diversified range of general purpose where the demand is large to justify indigenous production on economic consideration. Bearings, generally used for special applications that require high technology are still being imported. There is a considerable scope for development of bearings of smaller size and lighter weight with improved performance in harsh operating conditions like high or low temperature. Automobile industry accounts for bulk of the total demand of this industry with estimated share of 35%, electrical industry's share is 12%, after market

(replacement) share is 40% and the remaining 13% consumption is by other industries.

12.5.2.2 The export of ball & roller bearings (HS code 8482) in 2021-22 was Rs. 590,120.71 lakhs and in 2022-23 (Apr.-Nov) is Rs. 431,787.64 lakhs respectively whereas the import in 2021-22 was Rs. 969,880.91 lakhs and in 2022-23 (April-Nov) is Rs. 688,799.34 lakhs respectively.

12.5.3 Ferrous Castings

12.5.3.1 Ferrous castings are pivotal to the growth and development of engineering industries since these constitute essential intermediates for automobiles, industrial machinery, power plants, chemical and fertilizer plants etc. Indian foundry industry is the third largest in the world. This industry is now well established in the country and is spread across a wide spectrum consisting of large, medium, small and tiny sector. The salient feature of the foundry industry in India is its geographical clustering. Typically, each foundry cluster is known for catering to some specific end use markets. For example, the Coimbatore cluster is famous for pump sets castings, the Kolhapur and Belgaum cluster for automotive castings, Rajkot cluster for diesel engine castings and Batala and Jalandhar cluster for machinery parts and agricultural implements. Advanced countries like USA, Japan, and Germany are unlikely to add much capacity due to stringent pollution control norms there. India can thus have a dominant presence in this field and can become an important casting supplier to the world.

12.5.3.2 The export of cast articles of iron or steel (HS Code 7325) in 2021-22 was Rs. 973,523.72 lakhs and in 2022-23 (Apr.-Nov) is Rs. 729,075.75 lakhs respectively whereas the import in 2021-22 was Rs. 72,420.94 lakhs and

in 2022-23 (April-Nov) is Rs. 57,040.90 lakhs respectively.

12.5.4 Process Control Instrument Industry

12.5.4.1 Process control instruments cover wide range of instruments and systems required for monitoring and measurement of physical, chemical and biological properties. They are used for measurement and control of process variables like pressure, temperature, humidity, liquid level, flow, specific gravity, chemical composition including pH and many forms of spectrometry and spectrophotometers. The process control instruments have become an integral part of the modern industrial activity. This industry is a key industry which provides tools for automation. Their importance is significant in high cost large and sophisticated process industries like fertilizer, steel, power plant, refineries, petrochemicals, cement & other process industries. The present technology is a microprocessor based centralized control system.

12.5.4.2 The export of process control instruments (HS code 9032) in 2021-22 was Rs. 229,311.39 lakhs and in 2022-23 (April.-Nov) is Rs. 159,499.99 lakhs respectively whereas the import in 2021-22 was Rs. 684,271.94 lakhs and in 2022-23 (April-Nov) is Rs. 591,420.39 lakhs respectively.

12.5.5 Seamless Steel Pipes & Tubes

12.5.5.1 Seamless steel pipes and tubes are produced in different sizes. The wide size range makes them suitable for use in number of versatile area of application. The process of manufacture imparts strength and durability to the pipes and thus can be used for corrosion – resisting applications. These pipes are also used for aircraft, missile and

anti-friction bearing, ordinance, etc. Ultra high strength and corrosion-resistant properties make these perfect for oil and gas industry, chemical industry and automobile industry. Oil sector accounts for around 60% of the total requirement of seamless pipes. Bearings and boiler sector contribute around 30% of demand. The Industry is able to manufacture tubes up to 14" outer diameter.

12.5.5.2 The export of Tubes, pipes & Hollow profiles, seamless of iron (other than cast iron or steel) industry (HS code 7304) in 2021-22 was Rs. 319,790.47 lakhs and in 2022-23 (April.-Nov) is Rs. 407,897.71 lakhs respectively whereas the import in 2021-22 was Rs. 562,098.13 lakhs and in 2022-23 (April.-Nov) is Rs. 434,664.43 lakhs respectively.

12.5.6 Electrical Resistance Welded (ERW) Steel Pipes & Tubes.

12.5.6.1 Based on the customers' requirement, ERW steel pipes and tubes are available in various qualities, wall thickness and diameters of the finished pipes. High performance ERW steel pipes and tubes possess high corrosion resistance, high deformability, high strength and high toughness. These pipes are used in fencing, lining pipes, oil country tubular, scaffolding, water and gas conveyance etc. There has been tremendous increase in the production of ERW steel pipes due to higher demand in oil and gas industry, infrastructure and automobile uses. There are a large number of units in the MSME Sector.

12.5.6.2 The export of ERW steel pipes and tubes (HS code 73059021, 73059029, 73069011 & 73069019) in 2021-22 was Rs. 47,858.26 lakhs and in 2022-23 (April.-Nov) is Rs. 29,256.89 lakhs respectively whereas the import in 2021-22 was Rs. 6,318.65 lakhs and in 2022-23 (April.-Nov) is Rs. 5,058.00 lakhs respectively.

12.5.7 Submerged-Arc Welded (SAW) pipes

12.5.7.1 There are two types of SAW pipes namely longitudinal and helical welded SAW pipes. Longitudinal SAW pipes are preferred where thickness of pipe is more than 25mm and in high pressure gas pipe line. Helical welded SAW pipes are used for low pressure applications. The cost of helical SAW pipes is less than longitudinal pipes. There is huge demand of SAW pipes in the country due to transportation of oil and gas and transmission of water.

12.5.7.2 The export of SAW pipes & other tubes & pipes Industry (HS code 7305) in 2021-22 was Rs. 198,509.79 lakhs and in 2022-23 (April.-Nov) is Rs. 172,906.09 lakhs respectively whereas the import in 2021-22 was Rs. 22,623.27 lakhs and in 2022-23 (April.-Nov) is Rs. 17,228.77 lakhs respectively.

12.5.8 Industrial Fasteners

12.5.8.1 The fastener industry in India may be classified into two segments: high tensile and mild steel fasteners. High tensile and mild steel fasteners broadly include nuts, bolts, studs, rivets and screws. Mild steel fasteners are primarily manufactured by the unorganized sector while high tensile fasteners requiring superior technology are dominated by companies in the organized sector. Automobile industry accounts for bulk of the total demand of this industry. Consumer durables and railways are the other primary users of the high tensile fasteners. Automobile sector is likely to drive growth in the fastener industry.

12.5.8.2 The export of screws, bolts, nuts coach screws / hooks industrial (HS code 7318) in 2021-22 was Rs. 581,734.66 lakhs and in 2022-23 (April.-Nov) is Rs. 431,183.37 lakhs

respectively whereas the import in 2021-22 was Rs. 638,445.54 lakhs and in 2022-23 (April.-Nov) is Rs. 517,734.86 lakhs respectively.

12.5.9 Steel Forgings

12.5.9.1 Forgings are intermediate products used widely by original equipment manufacturers in the production of durable goods. The composition of the Indian forging industry can be categorized into four sectors - large, medium, small and tiny. A major portion of this industry is made up of small and medium units/enterprises (SMEs). The industry was previously labour intensive but with increasing globalization it is becoming more capital intensive. Among the industries that depend on forgings are automotive; agricultural machinery and equipment; valves, fittings, and petrochemical applications; hand tools and hardware; off-highway and railroad equipment; general industrial equipment; ordnance, marine and aerospace. The key driver of demand of forging is the automobile industry. About 65% of the total forging production is used in this sector.

12.5.9.2 The export of Fabricated metal products including forged blanks and other article iron or steel industry (HS code 7326) in 2021-22 was Rs. 997,180.24 lakhs and in 2022-23 (April.-Nov) is Rs. 665,416.42 lakhs respectively whereas the import in 2021-22 was Rs. 572,236.79 lakhs and in 2022-23 (April.-Nov) is Rs. 459,574.08 lakhs respectively.

12.5.10 Bicycle Industry

12.5.10.1 The bicycle industry of India is one of the most established industries. India is the second largest bicycle producer of the world, next only to China. Most of the manufacturing units are located in Punjab and Tamil Nadu with Ludhiana (Punjab) being a major Bicycle

production hub. The industry is making endeavour for enhancing export since there is a significant scope for export of Indian bicycles, bicycle spare parts and bicycle accessories. Bicycle companies in India are now focusing on urban markets and are looking to expand their base in the professional and adventure categories.

12.5.10.2 The export of bicycle & other cycle industry (HS code 8712) in 2021-22 was Rs. 51,946.65 lakhs and in 2022-23 (April.-Nov) is Rs. 25,188.12 lakhs respectively whereas the import in 2021-22 was Rs. 47,629.27 lakhs and 2022-23 (April.-Nov) is Rs. 20,608.44 lakhs respectively.

12.6 Light Industrial Machinery Sector

12.6.1 Food Processing Machinery

12.6.1.1 The Indian market for Forged metal products for tools and machinery or food processing machinery has been growing steadily fuelled by strong domestic demand for processed food and beverage products spurred by increase in income level, increasing number of women joining the work force, rapid urbanization, changing life style and mass media promotion. The most promising areas of growth are fruit and vegetable processing, meat, poultry, dairy & seafood, packaged/convenience food, soft drinks and grain processing. Food Processing Sector is expected to grow at a healthy pace considering the rapid changes in food habits and consumerist culture developing in the country. The machinery manufacturers have honed their expertise in manufacturing dairy machinery and other core equipment of food processing machinery.

12.6.1.2 The export of food processing machinery (HS code 8438) in 2021-22 was Rs. 127,526.86 lakhs and in 2022-23 (April.-Nov) is

Rs. 109,399.13 lakhs respectively whereas the import in 2021-22 was Rs. 151,303.68 lakhs and in 2022-23 (April-Nov) is Rs. 97,521.08 lakhs respectively.

12.6.2 Packaging Machinery Industry

12.6.2.1 Packaging of consumer products or industrial products is emerging as the USP in the marketing strategies. Developments in packaging technology have not only contributed to improving the aesthetic appeal of the products but also the shelf life. In some cases specialized packaging becomes a technical necessity. Considering the growth prospects in industrial sector and growing consumer awareness of packaging, it is expected that there would be substantial growth in this area. There is a wide range of packaging machinery available in the country covering packaging of vast range of items. Some of the commonly available packing machinery includes machines for coding and on-line printing machines, feeding and labelling machines, strip packaging, form fill and seal machines, carton filling, fully automatic bag making machinery and automatic micro processor controlled packaging machines.

12.6.2.2 The export of packaging machinery industry (HS code 842220, 842230 & 842240) in 2021-22 was Rs. 124,942.92 lakhs and in 2022-23 (April-Nov) is Rs. 88,911.67 lakhs respectively whereas the import in 2021-22 was Rs. 269,627.32 lakhs and in 2022-23 (April.-Nov) is Rs. 219,716.53 lakhs respectively.

12.6.3 Water Pollution Control Equipment

12.6.3.1 Due to growing awareness regarding water pollution and stringent environmental control standards being enforced for various uses including process industries, the water/waste water treatment industry is poised for

huge growth. The various categories of water pollution control equipment broadly include waste water treatment plants, drinking water treatment plants and effluent treatment plants. Water/waste water treatment is the process of removing contaminants and it includes physical, chemical and biological processes to remove physical, chemical and biological contaminants. The primary treatment is the first step in the treatment process and involves the removal of pollutants that settles or floats. The common industrial equipments are clarifiers and oil-water separator devices. The secondary treatment is designed to substantially degrade the biological content of the sewage. The common equipments are activated sludge, filters, biological reactors etc. The tertiary treatment is a polishing step to remove contaminants that missed in the primary and secondary treatment and removal of suspended solids, refractory organics and toxic components. Tertiary physical processes are filtration and carbon absorption. Chemical process includes precipitation, oxidation and neutralization. The biological processes involve biodegrading. Organisms such as bacteria, fungi, yeasts and algae are commonly used to break down the organic matters. The cell tissues are then removed from the treated water by physical method like clarification. The complete plants are manufactured mostly in the organized sector and many types of equipment are manufactured in the MSME Sector as well.

12.6.3.2 The export of Filtering and purifying machinery/Equipment (HS code 842121) in 2021-22 was Rs. 115,422.00 lakhs and in 2022-23 (April.-Nov) is Rs. 88,913.53 lakhs respectively whereas import in 2021-22 was Rs. 109,768.51 lakhs and 2022-23 (April-Nov) is Rs. 82,712.88 lakhs respectively.

12.6.4 Air Pollution Control Equipment

12.6.4.1 Industrialization and urbanization

have resulted in a profound deterioration of India's air quality. India's most severe environmental problem, come in several forms, including vehicular emissions and untreated industrial smoke. Air pollution in the country especially in metropolitan cities and large towns has assumed great significance with the adoption of stringent environmental control standards for various industries. Hence the pollution control equipment industry has acquired importance. Further judicial pronouncements have given a definite direction and urgency for adoption of air pollution control measures. The choice of control method depends on factors such as the nature of pollutant, flow-rate (amount of pollutant emitted), particle size and desired collection efficiency. The air pollution control equipments are broadly classified under the categories such as Settling Chambers, Cyclone and multi-cyclones, Bag Filters, Wet Scrubbers, Spray Tower, Venture Scrubber, Ionizing Scrubber and Electrostatic Precipitator. The industry is in a position to do basic and detailed engineering and supply of plants on turnkey basis.

12.6.4.2 The export of Filtering/purifying machinery for pollution control equipment (HS code 842139) in 2021-22 was Rs. 133,492.14 lakhs and in 2022-23 (April.-Nov) is Rs. 73,048.18 lakhs respectively whereas the import in 2021-22 was Rs. 280,933.31 lakhs and in 2022-23 (April.-Nov) is Rs. 173,735.54 lakhs respectively.

12.6.5 Industrial Gears

12.6.5.1 Industrial gears comprises mainly gears and gear boxes. Gears are used for two basic purposes: increase or decrease of rotation speed and increase or decrease of power or torque. Gears being an important part of a machine have immense usage within

various industries. These industries include automotive industries, coal plants industry, steel plants industry, paper industry, in mining and many more. In these industries they behold a wide area of application. They are used in conveyors, elevators, kilns, separators, cranes and lubrication systems. Gearbox is defined as a metal casing in which a train of gears is sealed. The manufacture of gears and gear boxes involve high precision machining and accurate assembly as mechanical power is to be transmitted noiselessly and with minimum losses. Different types and sizes of gears such as spur gears, helical gears, worm gears, spiral gears and many other kinds are manufactured in the country. The demand for gears and gear boxes predominantly depend on the growth of industrial machinery, machine tools, and consumer & automobile sector. Considering the industrial growth prospects, particularly in automobile sector, the demand for gears and gear boxes is expected to grow at a healthy pace.

12.6.5.2 The export of gears and gearing Excl, Toothed wheel industry (HS code 848340) in 2021-22 was Rs. 581,283.09 lakhs and in 2022-23 (April.-Nov) is Rs. 443,334.51 lakhs respectively whereas the import in 2021-22 was Rs. 335,374.76 lakhs and in 2022-23 (April.-Nov) is Rs. 302,651.55 lakhs respectively.

Note :

Source: 1. Export-Import Data - Export-Import Data Bank D/o Commerce
(<https://tradestat.commerce.gov.in/eidb/ecom.asp>)

12.7 Consumer Industry

12.7.1 The Consumer Industry is a diverse sector having a number of distinct products and sub-products. It includes goods like Cigarette,

Paints, Soaps & Detergents, Wood, Glass, Watch, Toy and Pressure Cooker etc. A brief of some of the industries is given below.

12.7.1 Cigarette Industry (HS Code: 24)

12.7.1.1 The Cigarette Industry is an agro-based labor-intensive industry. Cigarette is included in the First Schedule of the Industries (Development & Regulations) Act, 1951 and requires Industrial License.

12.7.1.2 The export and import of Cigars, Cheroots, Cigarillos and Cigarettes of Tobacco or Tobacco Substitutes in the year 2021-22 and the current financial year (2022-23 (Apr-Oct)) (HS Code: 2402) are as follows:

(Value in Rs. Lacs)

HS Code	Export		Import	
	2021-22	2022-23 (Apr-Oct)	2021-22	2022-23 (Apr-Oct)
	64,019.40	48,899.89	10,890.70	13,057.20

12.7.2 Paints & Allied Products Industry (HS Code: 32)

12.7.2.1 The Paints & Allied Industry which has been exempted from compulsory licensing mainly consists of paints, enamels, varnishes, pigments, printing inks, etc. These play a vital role in the economy by way of protecting national assets from corrosion. These items are manufactured both in the organized sector and small-scale sector.

12.7.2.2 The export and import of Paints & Allied Products in the year 2021-22 and the current financial year (2022-23 (Apr- Oct)) (HS Code: 3208, 3209, 3210 and 3215) are as follows:

(Value in Rs. Lacs)

HS Code	Export		Import	
	2021-22	2022-23 (Apr-Oct)	2021-22	2022-23 (Apr-Oct)
3208	57,041.42	37,121.90	183,298.08	139,619.11
3209	9,536.77	6,059.21	42,998.19	33,512.30
3210	1,032.11	367.99	10,284.01	6,499.85
3215	162,009.19	98,562.45	140,423.89	98,902.69
Total	2,29,619.49	1,42,111.55	3,77,004.17	3,70,596.55

12.7.3 Soaps & Detergents Industry (HS Code: 34)

12.7.3.1 Soaps and Detergents are not licensable and are manufactured both in the small-scale and organized sector. It includes Laundry soaps, synthetic detergents, toilet soaps, bathing bars, etc. Multinational Companies lead the manufacture of Toilet Soap in India. The success of manufacturing companies in this sector depends on many factors viz. quality, marketing, technology, and distribution strategy.

12.7.3.2 The export and import of Soap, Organic Surface-Active Agents, Washing Preparations etc. in the year 2021-22 and the current financial year (2022-23 (Apr- Oct)) (HS Code: 3401 and 3402) are as follows:

(Value in Rs. Lacs)

HS Code	Export		Import	
	2021-22	2022-23 (Apr-Oct)	2021-22	2022-23 (Apr-Oct)
3401	101,848.49	62,236.17	195,085.96	122,049.52
3402	388,636.28	265,203.60	298,459.12	193,956.51
Total	4,90,484.77	3,27,439.77	4,93,545.08	3,16,006.03

12.7.4 Wood Based Industry (HS Code: 44)

12.7.4.1 Plywood, Veneers of all types and other wood-based products such as particle

board, medium density fiber board etc. form the major segment of the Wood based Industry in India. The Industry comes under the delicensed category. However, In terms of Press Note No. 9 (1998 Series) dated 27.8.98, issued by the Department of Industrial Policy & Promotion, entrepreneurs who wish to obtain approval from the Government to set up a wood-based project should obtain prior clearance from the Ministry of Environment & Forests before submitting the applications to the Administrative Ministry / SIA and enclose a copy of "in principle" approval given by the Ministry of Environment & Forests.

12.7.4.2 The export and import of wood and articles of wood in the year 2021-22 and the current financial year (2022-23 (Apr- Oct)) (HS Code: 4408, 4409, 4410, 4411, 4412, 4415 and 4416) are as follows:

(Value in Rs. Lacs)

HS Code	Export		Import	
	2021-22	2022-23 (Apr-Oct)	2021-22	2022-23 (Apr-Oct)
4408	24,284.21	17,859.52	218,041.11	126,432.14
4409	4,287.14	5,305.64	34,616.92	20,598.62
4410	6,078.75	5,001.30	18,463.47	13,125.68
4411	40,353.23	25,755.21	43,217.72	38,204.16
4412	53,646.83	34,468.17	77,296.89	57,240.43
4415	11,193.41	5,964.48	11,458.61	6,628.39
4416	40.13	98.06	1,451.57	1,547.29
Total	1,39,883.70	94,452.38	4,04,546.29	2,63,776.71

12.7.5 Glass Industry (HS Code: 70)

12.7.5.1 Glass Industry comes under the category of delicensed industry. Glass Industry covers seven items such as sheet and flat glass (including sheet, float, figured, wired, safety, mirror glass) (NIC-26101), Glass Fiber and Glass Wool (NIC-26102), Hollow Glassware (NIC-26103), Laboratory Glassware (NIC-26104),

Table & Kitchen Glassware (NIC-26105) and Glass Bangles (NIC-26106) and other Glassware (NIC-26109). There has been growing acceptability of the Indian flat glass products in the global market. The Indian manufacturers had explored new markets. There is considerable scope in demand for glass fiber products particularly due to growth in petrochemical sector and allied products.

12.7.5.2 The export & import of glass & glassware in the year 2021-22 and the current financial year (2022-23 (Apr- Oct)) (HS Code: 7005, 7007, 7008, 7009 and 7010) are as follows:

(Value in Rs. Lacs)

HS Code	Export		Import	
	2021-22	2022-23 (Apr-Oct)	2021-22	2022-23 (Apr-Oct)
7005	45,643.30	23,657.59	128,751.71	122,701.69
7007	44,826.54	31,508.26	156,780.60	114,796.12
7008	5,936.70	4,445.73	6,724.32	2,481.85
7009	67,887.33	38,619.28	47,682.13	36,467.18
7010	236,403.65	172,369.85	70,276.75	36,545.24
Total	4,00,697.52	2,70,600.71	4,10,215.51	3,12,992.08

12.7.6 Watch Industry (HS Code: 91)

12.7.6.1 The Watch Industry in India comprises of units both in the organized as well as the small-scale sector. The organized sector contributes 40% of the total demand while the rest is met by the unorganized sector. Most of the watches are being manufactured under the electronic system.

12.7.6.2 The export & import of Clocks and Watches in the year 2021-22 and the current financial year (2022-23 (Apr- Oct)) (HS Code: 91) are as follows:

(Value in Rs. Lacs)

HS Code	Export		Import	
	2021-22	2022-23 (Apr-Oct)	2021-22	2022-23 (Apr-Oct)
91	65,050.55	37,459.34	291,047.56	230,181.24

12.7.7 Toy Industry (HS Code: 95)

12.7.7.1 The Toy Industry in India comprises of units both in the organized as well as the small-scale sector. Indian Toy Industry is fragmented, and region based.

12.7.7.2 The export & import of Toys, Games and Sports Requisites, Parts and Accessories thereof in the year 2021-22 and the current financial year (2022-23 (Apr- Oct)) (HS Code: 95) are as follows:

(Value in Rs. Lacs)

HS Code	Export		Import	
	2021-22	2022-23 (Apr-Oct)	2021-22	2022-23 (Apr-Oct)
9503	131,870.21	83,043.84	26,813.33	27,094.72
9504	24,096.12	16,602.33	40,852.48	28,569.75
9505	87,185.75	95,267.69	14,091.71	9,635.74
Total	2,43,152.08	1,94,913.86	81,757.52	38,205.49

12.7.8 Pressure Cooker Industry (HS Code: 73239310)

12.7.8.1 The kitchenware category (pressure cookers, cookware, stoves, and small kitchen electrical appliances) in India is highly fragmented, not only in terms of number of manufacturers, but also in terms of product range. Unorganized players command a significant portion of the category.

12.7.8.2 The export & import of Pressure Cooker in the year 2021-22 and the current financial year (2022-23 (Apr- Oct)) (HS Code: 73239310) are as follows:

(Value in Rs. Lacs)

HS Code	Export		Import	
	2021-22	2022-23 (Apr-Oct)	2021-22	2022-23 (Apr-Oct)
73239310	5,002.05	2,383.04	251.76	33.13

Source: Export & Import data- Department of Commerce website

12.7.9 Rubber Goods Industry

12.7.9.1 The Indian Rubber Industry is broadly divided into Tyre and Non Tyre Sectors. India is the 6th largest producer of natural rubber, 2nd largest consumer of natural rubber, 5th largest consumer of natural rubber and synthetic rubber together in the world.

12.7.9.2 In India, the total production of Rubber (NR: 775000 MT & SR: 485165 MT) is 120165 MT in FY 2021-22, whereas the total consumption of Rubber is (NR 1238000 MT & SR is 723145 MT) is 1961145 MT in FY 21-22 leading to overall gap of 700980 MT of Rubber. The rate of increase in production is observed to be lower than that of consumption over the FY 2020-21 Initiative is already taken to increase the rubber plantation in North-Eastern region to meet the shortfall of the rubber consumption.

12.7.9.3 Import of natural rubber was 4.10 lakh tonnes in FY 2020-21 and crossed the five-lakh tonne mark again in FY 2021-22 to touch 5.46 lakh tonnes, which is 33% increase.

12.7.9.4 The Rubber Goods Industry excluding tyres and tubes consists of 6711 small and tiny units generating about 6.00 lakh direct jobs. The rubber industry manufactures a wide range of products like rubber cots and aprons, contraceptives, footwear, rubber hoses, cables, camelback, battery boxes, latex products, conveyor belts, surgical gloves, balloons, rubber moulded goods etc. The main raw materials used by the rubber goods manufacturing industry are Natural Rubber, various types of Synthetic

Rubber, Carbon Black, Rubber Chemicals etc. The estimated export of rubber goods during 2022-23 is 13661 crores (approx) as against 12718 crores in 2021-22. The estimated of import of rubber goods during 2022-23 is 24970 crores (approx).

12.7.9.5 Reclaim Rubber production stood at 151195 MT while the consumption stood at 150470 MT.

12.7.9.6 The Rubber industry is committed to implement sustainable development goals towards carbon neutrality. The Ministry of Environment, Forest and Climate Change has introduced a new amendment called the Hazardous and other Wastes (Management and Transboundary Movement) Amendment Rules 2022 (hereinafter referred to as “Amendment Rules” for “Extended Producer Responsibility (EPR) for Waste Tyre” which came into effect from July 21, 2022. EPR is referred as the responsibility imposed on producers of tyres to ensure environmentally and sound management of waste tyre so as to protect the health and environment against any adverse effects which may result from such waste tyre.

12.7.9.7 Rubber Industry majorly comprising MSME units are considered to be very conservative and hence, does not spend much on R&D and QC activities having limited exposures to global best practices and slow in adopting changes.

12.7.9.8 Further opportunities in areas such as testing, certification and R&D infrastructure for leveraging the potential of the industry. Alternately, research spending for import substitutions is very low and there is an opportunity to increase. Even though there are several schemes floated by the government specifically for the sector, but for a reason mentioned above, the adaptation due to slow to

low uptake of changes opportunities provided to the industry further impacts the output and aggravates the challenges.

12.7.9.9 Non-availability of raw materials like synthetic rubber in India is one of the major challenges which needs to be addressed by bringing appropriate technology collaboration / Joint ventures to facilitate Make In India.

12.7.10 Tyres & Tubes Industry

12.7.10.1 Domestic Tyre Industry fulfils practically 100% requirement of tyres making it a true champion of ‘Aatma Nirbhar Bharat’. Nearly 30% of the total domestic tyre production was exported in FY22. Some of the domestic tyre companies are already amongst the top 30 global tyre companies. Tyres play an integral role to ensure mobility including movement of passengers and essential goods across the urban and rural landscape of the country using all types vehicles ranging from carts, tractors, trucks and buses to the latest generation passenger cars that ply on the modern expressways. Various types of tyres are manufactured in India that includes Moped tyre weighing 1.5 Kg to Off the Road tyres for Earthmovers which weigh 1.5 tonnes, Bias Ply tyres to rugged all steel radial truck tyres to high performance passenger car radial and tubeless tyres etc. India is one of the few countries worldwide which has attained self-sufficiency in manufacturing a wide range of tyres for all applications.

12.7.10.2 In the developed markets Indian tyre exports compete with tyres being exported from over a dozen countries on the basis of quality, technology, price, service etc.. Indian tyres in the Bias Truck & Bus tyre and Agri segment are considered at par with the best in the world and are, in fact, the preferred choice in many markets.

12.7.11 Salient features of tyre industry:

12.7.11.1 Indian Tyre Industry has an annual turnover of approximately Rs 73,000 crores (FY21-22) and exports of more than Rs. 21,000 crores (approx 29% of turnover).

- i Indian Tyre Industry consists of 28 Companies with 50 tyre plants.
- ii The estimated production of Tyres & Tubes for the year 2022-23 is approx. 244961 (in Th.Nos). Five Indian Companies (Apollo, BKT, CEAT, JK, MRF) are in the list of top 30 Global Tyre Companies.
- iii Large tyre companies account for approx. 95% of Industry turnover in value and tonnage terms.
- iv Estimated turnover of Indian Tyre Industry was Rs. 73,000 crores (approx) during 2021-22 and is projected at Rs. 90,000 – 100,000 crores over the next 2-3 years.

12.7.11.2 Indian Tyre Industry has the capacity and capability to scale up tyre exports from India to level of over Rs. 30,000 crores over the next 3-4 years, with the necessary support from the Government, by way of specific inclusion of automotive tyre sector in the PLI scheme being rolled out for the automotive sector.

12.7.12 Export of Tyres & Tubes:

12.7.12.1 Indian Tyre Industry is one of the consistent and leading exporters, supplying tyres to more than 100 markets worldwide. Top 5 export markets for Indian manufactured tyres in FY22 were US, German, France, Italy & UK. Tyre exports went up in double digits in each of the top 5 exports markets. Indian Tyre Industry has made significant investments exceeding Rs. 50,000 crore in recent years by way of greenfield projects and brownfield expansions.

12.7.12.2 During 2021-22, export of Tyres &

Tubes approximately stood at Rs. 21789 crores. The estimated value of exports of tyres & tubes are expected to be at a level of Rs. 30,000+ crores over the next 2-3 years.

12.7.13 Import of Tyres & Tubes:

12.7.13.1 Tyres are imported @ Custom Duty of 10% (except for Truck & Bus Radial (TBR) tyres and Passenger Car Radial (PCR) Tyres, which are imported at a Customs Duty of 15%).

12.7.13.2 Tyres are also imported at concessional custom duty under various agreements such as Asia Pacific Trade Agreement (12.9% for TBR and PCR Tyres, 8.6% for other Tyres), ASEAN FTA (5%), India-Malaysia Trade Agreement (5%), India - Sri Lanka (Nil), India- Singapore (9% for TBR and PCR Tyres, 7.5% for other Tyres). During 2021-22, import of tyre & tube was worth Rs. 1973 crore. The estimated import value of Tyres & Tubes for the year 2022-23 is at Rs. 2229 crore.

12.7.13.3 The Government brought changes in import policy for new pneumatic tyres by bringing it into restricted category from free import, under notification No 12/2015-2020 dated 12th June, 2020.

12.7.14 Quality Control Order on Pneumatic Tyres and Tubes for Automotive Vehicle:

12.7.14.1 A Quality (Control) Order for Pneumatic Tyres and Tubes for Automotive vehicles was notified by this Department on 19th November, 2009 in exercise of the power conferred vide Section 14 of the BIS Act, 1986. The Order prohibits import, sale or distribution of pneumatic tyres and tubes which do not conform to the specified Bureau of Indian Standards (BIS) standard and which do not bear the standard mark. This means the manufactures are required to obtain licenses

from BIS for use of standard mark to enable them to sell or distribute pneumatic tyres and tubes conforming to the specified standard. The Quality Control Order, 2009 has come into force w.e.f. 13th May, 2011. In terms of the Clause 3(1) (f) of the said Quality Control Order, a Committee has been constituted under the Chairmanship of Additional Director General of Foreign Trade to finalize the list of tyres which are not manufactured domestically and to be imported by Original Equipment Manufacturers (OEMs).

12.7.14.2 Periodic Review and finalization of list of tyres sizes (not manufactured domestically) as per QCO is done and updated list is uploaded in DPIIT's website. The Committee reviewed and finalized a list of 669 sizes of Tyres (not manufactured domestically) in Jan, 2020 which can be imported by OEMs.

12.7.15 Paper, Paperboard and News print Industry

12.7.15.1 The growth oriented positive sentiment in the sector is aided by the major policy decision taken by the Govt. of India to ban or discourage the use of single use plastic. The resultant increase in demand for packaging paper is due largely to small /medium players turning to make substitute products from paper. Also, after the pandemic, there has been an increased awareness amongst manufacturers on the requirement of better quality of packaging grade of paper for FMCG products, disposable paper based serving utensils in restaurants, serving/ packaging of ready to eat food etc. Various other macro economic initiatives being taken up by the Government such as Make in India Initiative, Vocal for Local Products, compliance drive for efficient implementation of ban of single use plastic, and core changes in the training module of education sector has also drive the demand for paper. In fact, the sector

is now not only back at the pre-covid levels of production but is looking forward to a healthy growth. helped the paper industry for brining back to the same level as before covid. A shift in procurement habits adopted during the covid era for online trade and marketing directly has also resulted in driving the demand in the paper sector.

12.7.15.2 Indian paper industry is a de-licensed sector and 100% FDI inflow is allowed on the automatic route. The FDI equity inflows in the sector for FY 2021-22 is Rs. 158.48(in USD Million)¹. The industry structure comprises of more than 900 paper units, with an installed capacity of nearly 30.73 million tonnes out of which 5.51 million tonnes capacity lies idle for various reasons. As on date around 553 mills are operational with a total operating capacity of around 25.61 million tonnes.² In the year 2021-22 total capacity utilization was more than 87%and total consumption of paper, paperboard, and Newsprint stood at 21.14³ million tons. Total production for the year of 2021-22 stood at 22.50⁴ exhibiting an increase of 3.69% on Year on Year basis.

12.7.15.3 In India, per capita consumption of paper is about 15- 16⁵ kg, which is much lower than the world average (57 kg. in 2020⁶). China, USA, Japan & Germany etc. are ahead of us in terms of consumption of paper, paperboard and newsprint.⁷ This indicates considerable headroom for the growth of the sector in order to reach the world average per capita consumption.

¹ As per DPIIT 2020-21 annual report

² Statistical Data Collection Cell -CPPRI

³ Consumption = (Production Import)-Export

⁴ Data including primary, secondary and estimated figures

⁵ Statista data set (<https://www.statista.com/statistics/240565/consumption-volume-of-paper-and-paperboard-in-selected-countries/>)

⁶ Industry sources

⁷ <https://www.statista.com/statistics/240565/consumption-volume-of-paper-and-paperboard-in-selected-countries/>

12.7.15.4 There have been few moves of consolidation within the sector, but Indian paper industry remains largely a fragmented sector. It consists of small, medium and large paper mills, having production ranging from 5 to 2000 tonnes per day. The sector uses wood, agro residues (such as straws and bagasse) and waste paper (imported as well as domestic) as input substrates for production. Presently, in the total production, the share of wood, agro and waste paper-based mills stand at 18%, 7% and 75%⁸, respectively. It has been recorded that most of the new green or brown field projects are coming in Packaging Grade Sector and most of them are based on Recycled Fibre, hence, total share of RCF paper-based mills are exponentially increasing.

12.7.16 Paper & Paperboard Segment:

12.7.16.1 Domestic paper and paperboard segment produces all the main varieties of paper that are in demand in the market viz. packaging grade paper (70%), writing and printing (23%), newsprint (3%) and others/ specialty paper (<4 %)⁹. However, certain specialty papers such as security papers, currency papers and cheque paper, etc., are still being imported into the country. The production of paper and paperboard (excluding newsprint) in the year stood 21.81 million tonnes (2021-22) compared to 21.03 million tonnes in the previous year (20-21).¹⁰

12.7.16.2 During the year 2021-22, a total of 2.17 million tons (valued at USD Million 2,265.74) of paper, paperboard & newsprint was imported under ITC chapter 48, whereas in the previous year (2020-21) this figure stood at 2.098 million tonnes¹¹ (in terms of Value in USD Million it is

1,764.55). This translates to an increase of about 3.4 %. In terms of USD value, it has registered an increase of 28% (this is a direct loss to India impex ratio). On the other hand, in the year of 2021-22, 3.53 million tons of paper and paperboard was exported, which is significantly higher by 36.83% comparing to exports figures of 2020-21.¹²

12.7.16.3 In term of value, USD Million 3179.24 of paper, paperboard & newsprint was exported in 2021-22, as against 1940.94 (Million USD) in the previous year. This added nearly 1238.30 million USD (in terms of percentage it is 63% growth) in the nation growth.

12.7.17 Newsprint Segment : ¹³

12.7.17.1 The newsprint sector in India has a prime role as information carrier in cities as well as in village hinter lands. Looking into its importance, the Government has put in place a Newsprint Control Order (NCO) 2004 in place which ensures fair trade and equitable availability of Newsprint to all printers and publishers. At present, the newsprint can be imported in to the country at 5% BCD subject to an actual user condition.

12.7.17.2 At present, there are 125 mills registered under the Schedule to the NCO with a total installed capacity of 3.30 million tons. However, as per INMA, currently out of 125 newsprint mills, 46 mills have stopped making newsprint chiefly due to demand related reasons as over 50% of the newsprint demand is being met by imports. Therefore, present domestic installed capacity of newsprint is 2.2 million tons, whereas production of newsprint in 2020-21 has been reported to be only about 1.0 million tonnes, which is stagnant since last two

⁸ Statistical Data Collection Cell, CPPRI

⁹ Statistical Data Collection Cell-CPPRI

¹⁰ Statistical Data Collection Cell-CPPRI

¹¹ Import export data bank, Ministry of Commerce and Industry, Govt. Of India, New Delhi

¹² Import export data bank, Ministry of Commerce and Industry, Govt. Of India, New Delhi

¹³ All Newsprint industry data have been taken from Indian Newsprint Manufacturers Association, New Delhi

years. As per industry sources, this stagnancy in the newsprint production comes due to increase in cheap imports of Newsprint from overseas countries. However, import of Newsprint in 2021-22 stood at 0.61 million tons, which is almost 0.66% lower than volumes imported in 2020-21.

12.7.18 Initiatives for the paper sector:

12.7.18.1 A major initiative was put in place by Government of India by way of introduction of the Paper Import Monitoring System (PIMS). This system was made operational from October 2022 onwards.

12.7.19 Institutional Sector Mechanism

12.7.19.1 The Department for Promotion of Industry & Internal Trade (DPIIT), Ministry of Commerce and Industry, Govt. of India has a dedicated section to monitor and execute policy level decisions for the Indian Paper Sector. The Department, through the Govt. of India constitutes the Development Council for Pulp, Paper and Allied Industries (DCPPAI), which is a high-level body, consisting of Senior Officials from DPIIT, CEO's of leading paper mills, representatives of Academia, Allied and User Industries. The council deliberates on the macro sector issues concerning the Indian Paper Industry.

12.7.19.2 The R&D and technical hand holding of the Indian Paper Sector is done by the Central Pulp and Paper Research Institute, an Autonomous Body under the administrative control of DPIIT, Ministry of Commerce and Industry, Govt. of India.

12.8 SALT INDUSTRY,

12.8.1 Introduction

12.8.1.1 India is the third largest producer of salt in the world after China and USA with an

average annual production of about 280 lakh ton. It is the second largest producer of iodized salt after China, with an average annual production of 68 lakh ton. At the time of independence, there used to be a shortfall in production of salt which was met through imports. Since then, India has made tremendous progress in production of salt, achieving self-sufficiency in 1953 and exporting salt to other countries.

12.8.1.2 Salt is one of the essential items of human consumption. The per-capita consumption of salt in the country is estimated to be 14 Kg which includes edible and industrial salt. The current annual requirement of salt in the country is estimated to be 70 lakh ton for edible use (including requirement of cattle) and 126 lakh ton for industrial use. During the year 2021-22, 84.24 lakh tones salt of valued Rs.1171.90 crore was exported, while in year 2022-23 (upto November, 2022) 73.01 lakh M.T. salt of valued 1189.23 crore was exported.

12.8.1.3 Salt is manufactured mainly by solar evaporation of seawater, sub-soil brine and lake brine. Sea salt constitutes about 82% of the total salt production in the country. Salt manufacturing activities are carried out in the coastal states of Gujarat, Tamil Nadu, Andhra Pradesh, Maharashtra, Karnataka, Orissa, West Bengal, Goa and hinterland State of Rajasthan. The 3 major salt producing States are Gujarat (85.58%), Tamil Nadu (6.47%) and Rajasthan (6.35%), which also cater to the requirement of other States.

12.8.1.4 Private sector contributes to more than 97.12% of the salt production, the public sector about 1.11% and the co-operative sector, about 1.77%.

Production

Production of salt during the last few years are as under :

(Figures in Lakh MT)

Year	Production
2016-17	291.92
2017-18	289.49
2018-19	300.33
2019-20	280.58
2020-21	265.63
2021-22	265.99
2022-23 (upto Nov. 22)	260.09

12.8.1.5 Salt of high purity is needed for iodization and to meet the needs of industrial sector. To achieve the required level of purity by upgrading raw salt, Salt Commissioner Office (SCO) has till date facilitated establishment of 121 salt washeries /refineries with an annual installed capacity of 149.53 lakh ton. All the units are registered with Salt Commissioner Organization.

12.8.2 Salt Works and area under Salt Production

12.8.2.1 Here are about 9231 salt works out of which only 5% i.e. 462 are big salt works contributing about 67.18% of total salt production of the country. Remaining 32.82% of the total salt production is contributed by the small salt manufacturers. The total area under salt production is about 6.57 lakh acre (Patta land, State Govt. land, Port land, Salt Department land). Out of this, 59,793 acres land belongs to Salt Department of DPIIT for manufacture of Salt. The manufacturing activities provide direct employment to about 77086 laborer.

12.8.3 Distribution of Salt

12.8.3.1 Railways play an important role in transporting salt from the three major salt producing States to others. About 64% of edible salt is transported by rail from production centers and the remaining quantity by road/ sea route Salt is transported by rail under

Preferential Traffic and sponsored programmes on requirement basis. Railways grant graded concession in freight for transportation of non refined iodized salt depending upon distance.

12.8.4 Iodized Salt

12.8.4.1 For human consumption, edible salt needs to be iodized to prevent and control Iodine Deficiency Disorders (IDD). SCO has been identified as the Nodal Agency for creation of adequate salt iodization capacity, monitoring production and quality of iodized salt at production centres and monitoring distribution of iodized salt in the country, under National Iodine Deficiency Disorders Control Programme (NIDDCP) being implemented by the Ministry of Health & Family Welfare. SCO has facilitated establishment of 523 salt iodization units including 121 refineries & washeries (capacity 149.5 lakh ton) with an annual installed capacity of 218.5 lakh ton upto March 2022. All the salt iodization units are registered with Salt Commissioner. The production and supplies of iodized salt during the last few years is as under:-

(Figures in Lakh MT)

Year	Production	Supplies
2016-17	69.11	64.37
2017-18	68.29	64.69
2018-19	67.38	66.97
2019-20	67.02	64.24
2020-21	78.58	75.78
2021-22	71.98	69.18
2022-23 (upto Nov.22)	50.39	49.74

12.8.4.2 SCO periodically reviews the availability, price and quality of iodized salt in association with state governments, iodized salt manufacturers, traders and other stake holders.

Exports

12.8.4.3 Export of common salt and iodized salt is permitted under Open General License (O.G.L). India exports salt to Japan, Vietnam, UAE, Qatar, Korea, China, Malaysia, Nepal, Bangladesh, Indonesia, Bhutan, Hong Cong and Singapore etc. Export of salt during the last few years is as under:

Year	Quantity in Lakh MT	Price in Lakh Rs.
2016-17	82.74	85007.03
2017-18	91.63	89010.00
2018-19	103.48	137020.96
2019-20	107.92	117028.31
2020-21	66.56	86881.77
2021-22	84.24	117190.23
2022-23 (up to Nov.22)	73.01	118923.38

12.8.5 Labour Welfare Activities and Development Works

(i) SCO is paying special attention to the

welfare of labourers engaged in salt industry by extending financial assistance for executing various welfare schemes, viz.

- Medical facilities to salt workers and their families.
- Drinking water facilities in salt works.
- Education facilities and financial assistance to the children of salt labourers
- Rest sheds and crèches in salt works.
- Recreation facilities to labourers and their wards.
- Cash Rewards to the children of Salt Workers.

12.8.5.1 In addition, financial assistance is provided for undertaking various schemes for the benefit of salt industry. The expenditure on development and labour welfare works during last few years is as under:-

(Figures in Lakh Rs.)

Year	Development Works	Labour Welfare Works	Other Works	Total Expenditure
2016-17	2.58	2.45	33.91	38.94
2017-18	2.12	9.35	18.98	30.45
2018-19	2.5	2.38	33.50	38.38
2019-20	2.30	2.32	32.13	36.75
2020-21	5.14	0.50	41.01	46.65
2021-22	1.66	3.49	65.16	70.31
2022-23 (Upto Nov.2022.)	0.09	1.46	32.06	33.61

(ii) Health-cum-Eye Camp & Sports Meet

During 2021-22, 5 Health Camps and 2 sports meet were held.

(iii) Model Salt Farms

12.8.5.2 SCO is making efforts to educate salt manufactures in general and small salt producers in particular for improving the quality of salt to meet the stringent standards of industrial salt, in order to compete in the international market.

12.8.5.3 Three Model Salt Farms (MSF) one each at Nawa (Rajasthan), Ganjam (Odisha) & Markanam (Tamil Nadu) have been established for providing scientific know-how for the construction of salt works and proper brine management and transfer of technology to the salt manufacturers. All the Model Salt Farms have been established to demonstrate the production of good quality salt by proper brine management. These are used to impart training to the salt manufacturers/workers for improving the quality of salt by re-modelling and re-alignment of the existing salt works in association with the scientists of CSMCRI, Bhavnagar.

(iv) Training for technology upgradation

12.8.5.4 With a view to educating salt workers/artisans for improving the quality of salt to meet the standards prescribed for industrial and edible salt, the Scheme “Training for technology upgradation” has been implemented by this department during the 12th Five year Plan period. Under the scheme 18 training programmes for technology upgradation were organized with an estimated cost of Rs.1.5 lakh each during 2014-15. Guideline was revised. As per the revised guide lines during 21-22 two training programmes were held for the salt labourers of Chennai and Rajasthan respectively and total expenditure incurred was Rs.4.87 lakh.

Administration of the Boilers Act, 1923

13.1 Functions of Boiler Division: Boiler Division is headed by the Technical Adviser (Boiler) and its functions are to:

- i. Deal with various matters in connection with the administration of the Boilers Act, 1923.
- ii. Advise the Central Government on all matters relating to administration of the Boilers Act, 1923 and the Indian Boiler Regulations, 1950 (IBR) framed there-under.
- iii. Deal with cases/matters on which direction is to be given to State Governments by the Central Government for carrying out execution of the provisions of the Boilers Act, 1923.
- iv. Deal with the work relating to framing or amendment of regulations for laying down the standards for materials, design and construction of boilers and also for regulating the inspection and examination of boilers in line with the latest technological developments all over the world.
- v. Evaluate quality management systems and production facilities of various firms in India and foreign countries for their recognition as Competent Authorities, Well known steel makers, foundries, forges, tube & pipe makers, material testing laboratories and remnant life assessment organisations under the Indian Boiler Regulations, 1950 in order to cut down the inspection delays and increased availability of the boiler components without sacrificing the safety and quality of the boilers and its components.
- vi. Evaluate inspection systems and performance of firms for their recognition as Inspecting Authorities for inspection and certification of boilers and boiler components in India and foreign countries.
- vii. Conduct meeting of all Technical Sub-Committees of the Central Boilers Board.
- viii. Deal with problems which are thrown up by the manufacturers and users of boilers and others concerned and give necessary advice and guidance.
- ix. Authorise “Competent Persons” for inspection and certification of boilers and boiler components in India during manufacture, erection and use.
- x. Grant Certificate of Proficiency to Boiler Operation Engineers

13.2 Administration of the Boilers Act, 1923 (5 of 1923) and the rules/regulations made there-under

13.2.1 The subject “Boiler” is in the concurrent list given in the seventh schedule to the Constitution of India and administration of the Boilers Act, 1923 which is a Central Act, is

being carried out by the Inspectorate of Boilers of the States in their respective territories.

13.2.2 The Boilers Act was enacted in 1923 mainly to provide for safety of life and property from the danger of explosion of boilers and for achieving uniformity in registration and inspection during operation and maintenance of boilers throughout the country.

13.2.3 The Indian Boilers (Amendment) Act, 2007 (49 of 2007), introduced improvements in the provisions of the law to enhance safety norms, to ensure uniformity in standards of inspection, expediting inspections and reducing delays by decentralization of inspection of boilers during their manufacture, erection and use, by allowing inspection and certification by independent inspecting authorities.

13.2.4 Rules and regulations are in place for third party inspection; and inspection by third party inspecting authorities and competent persons is operational in the country. Thirteen third party inspecting authorities recognized by the Central Boilers Board are operating in the country employing 115 competent persons to carry out inspection of boilers and boiler components during manufacture, erection and use, in addition to Chief Inspector/ Director of Boilers. Further, 29 Competent Persons have also been authorized to work in individual capacity under section-8 of the Boilers Act, for in-service inspection of boilers. This has resulted in a simplified and more accessible, user - friendly framework for the administration of the Boilers Act and has also protected manufacturers/ users' interests without sacrificing the safety of boilers.

13.2.5 For "Ease of Doing Business", the concept of self-certification and third party inspection of boilers was taken up with the State Governments. This initiative has benefited

a broad spectrum of industries both in large and small scale sector which includes Power plants, Chemical plants, Refineries, Paper plants, Steel plants, Sugar mills and other process industries. Most of the State Governments have implemented the self-certification/third party inspection of boilers during use. Further, majority of State Governments have made provision for online submission and disposal of applications for registration of boilers.

13.2.6 To address the shortage of Boiler Operation Engineers (BOE) in the country, examination conducted by the Central Government for the first time, for grant of Certificate of Proficiency to Boiler Operation Engineers(BOE) at 17 centers all over the country in which more than 1600 Boiler Operation Engineers recognised with PAN India validity.

13.2.7 An Expert Group comprising of representatives from IIT, QCI and experts from Private & Public Sector constituted to review the examination procedure for recognition of Competent Persons and as per the recommendation of the expert group, examination process for recognition of Competent Persons revised and notified in Gazette on 20.5.2022.

13.3 Central Boilers Board

13.3.1 Central Boilers Board, constituted under Section 27A of the Boilers Act, 1923 (5 of 1923) is responsible for making regulations consistent with the Act including for laying down the standards for material, design, construction as well as for registration and inspection of boilers. The Board comprises of the representatives of the Central and State Governments, Bureau of Indian Standards, Boiler and boiler component Manufacturers, National Laboratories, Engineering Consultancy agencies, users of Boilers and other interests

connected with the Boiler Industry.

13.3.2 Secretary, Department for Promotion of Industry and Internal Trade is the ex-officio Chairman and Technical Adviser (Boilers) is the ex-officio Member-Secretary of the Board.

13.3.3 As the term of existing members of Board had expired, notification for nomination of members in Central Boilers Board issued on 9th December, 2022.

13.3.4 Board deals with the problems of both the users and manufacturers and takes policy decisions for proper growth of the boiler manufacturing industry in the country. Board formulates the Indian Boiler Regulations incorporating the latest developments taking place in the Boiler Industry all over the world. Board's responsibilities have further increased with the introduction of third party inspecting authorities and competent persons for inspection and certification of boilers and boiler components.

13.3.5 Evaluation Committee/Appraisal Committee of the Board have granted recognition/renewal to Inspecting Authorities, Competent Authorities, Well-Known Tube/Pipe Makers, Well Known Foundry/Forge, Material Testing laboratories and Remnant Life Assessment Organizations under the Indian Boilers Regulations, 1950 in ninety eight (98) cases during the period under report. Authorisation Cards have also been issued to ninety nine (99) competent persons for inspection and certification of boilers and boiler component in India during manufacture, erection and use.

13.3.6 One-day/two days workshops on efficient operation and maintenance of boilers to apprise the owners of boilers of the steps to be taken to optimize the efficiency of their working boilers are being continuously conducted to popularize the measures for energy conservation.

United Nations Industrial Development Organization

14.1 Introduction and overview

14.1.1 The United Nations Industrial Development Organization (UNIDO) is the specialized agency of the United Nations that promotes inclusive and sustainable industrial development for poverty reduction, inclusive globalization and environmental sustainability, in accordance with Sustainable Development Goal 9 (SDG9) and supporting the 2030 Agenda for Sustainable Development.

14.1.2 UNIDO's mission is to promote and accelerate inclusive and sustainable industrial development (ISID) in its 170 Member States. India has been an active member of UNIDO since its inception. India is both a recipient and well as a contributor to the programmes of UNIDO and hosts one of the UNIDO's largest technical cooperation portfolios. The Department for Promotion of Industry and Internal Trade (DPIIT) is the nodal government department for all substantive and operational matters related to the operations of UNIDO in India.

14.1.3 UNIDO's activities in India are guided by a Country Program (CP), which serves as the framework for its interventions, aligned with national priorities. The 2018 independent country evaluation confirmed the relevance and strong alignment between UNIDO projects and government policies, existence of strong partnerships with national institutions, and revealed across-the-board satisfactory progress towards outputs and outcomes.

14.1.4 These findings were included in the design of the CP 2018-2022 which was approved and executed by DPIIT and UNIDO. CP 2018-2022 focuses on 4 key result areas, namely (i) productive and resilient MSMEs; (ii) solutions for climate, resources and environment; (iii) inclusive and responsible value chains and businesses; and (iv) strategic policy for industrial transformation.

14.1.5 The objectives of the CP 2018-22 are fully aligned with the United Nations Sustainable Development Framework (UNSDF) 2018-2022 (agreed upon between the NITI Aayog, Government of India and all UN agencies in India) and are supportive to the policies, missions and initiatives of the Government of India (such as Make in India, Skill India, Smart Cities, Swachh Bharat, Start-up India, etc.).

14.1.6 UNIDO has established its presence in India by means of the UNIDO Regional Office (URO), New Delhi. The UNIDO Regional Office is headed by a UNIDO Representative (UR) in India. This URO promotes UNIDO's mandate of inclusive and sustainable industrial development. It coordinates mobilization and dissemination of knowledge, information, skills and technology for fostering industrial development by applying best practices and approaches to common problems of the region. The core elements of UNIDO's technical cooperation services in India are to implement its activities in support of national policy priorities and development strategies; to build strong and long-term

partnerships with government entities and the manufacturing sector, including in particular by Micro, Small and Medium Enterprises (MSMEs); to increase UNIDO's visibility and promote global manufacturing standards; and to focus its assistance in a manner that address universally agreed global development priorities, especially the 2030 Agenda for Sustainable Development and its Sustainable Development Goals (SDGs).

14.2 About UNIDO

14.2.1 DPIIT is the nodal department in the Government of India for all substantive and operational matters related to UNIDO's projects and operations in India. UNIDO, headquartered in Vienna (Austria), was established in 1966 and became a specialized agency of the United Nations in 1985 to promote industrial development and cooperation at the global, regional, national and sectoral levels. India has been an active member of the organization since its inception.

14.3 Aims and Objectives:

14.3.1 UNIDO's mission, as described in the Lima Declaration adopted at the fifteenth session of the UNIDO General Conference in 2013, is to promote and accelerate inclusive and sustainable industrial development (ISID) in developing countries and economies in transition. In line with this mandate, the organization's programmatic focus is structured in four strategic priorities:

- i. Creating shared prosperity
- ii. Advancing economic competitiveness
- iii. Safeguarding the environment
- iv. Strengthening knowledge and institutions

14.3.2 Each of these programmatic fields of activity contains several individual programmes, which are implemented in a holistic manner

to achieve effective outcomes and impacts through UNIDO's four enabling functions: (i) technical cooperation; (ii) analytical and research functions and policy advisory services; (iii) normative functions and standards and quality-related activities; and (iv) convening and partnerships for knowledge transfer, networking and industrial cooperation.

14.4 Organization and Its Policymaking Organs

14.4.1 The Organization is headed by a Director-General. The main policymaking organs of UNIDO are (i) General Conference; (ii) Industrial Development Board; and (iii) Programme and Budget Committee.

14.4.2 General Conference (GC)

14.4.2.1 The General Conference (GC) is UNIDO's supreme policymaking organ where all Member States meet once every two years. The GC determines the guiding principles and policies of the Organization, approves the budget and work programme of UNIDO. Every four years, the GC appoints the Director-General. The GC also elects the members of the Industrial Development Board and the Programme and Budget Committee.

14.4.3 Industrial Development Board (IDB).

14.4.3.1 The Industrial Development Board (IDB) comprises (53 members), elected for a four-year term on a rotational basis from all Member States. It reviews the implementation of the work programme, the regular and operational budgets, makes recommendations to the General Conference on policy matters, including the appointment of the Director-General. The IDB meets once a year. The 50th Session of the Industrial Development Board (IDB) of UNIDO was held from 21-23

November, 2022 in a hybrid mode in Vienna and was attended by officials of DPIIT and PMI, Vienna.

14.4.4 Programme and Budget Committee (PBC)

14.4.4.1 The Programme and Budget Committee (27 members) meets once a year to assist the Board in the preparation and examination of the work programme, the budget and other financial matters. The 38th Session of Programme and Budget Committee was held from 21-22 June 2022 in hybrid mode.

14.5 Collaboration with other UN Agencies

14.5.1 United Nations Country Team (UNCT)

14.5.1.1 At the national level, UNIDO is part of the UN system, through the United Nations Country Team (UNCT), which comprises the Heads of Agencies residing in the country and is convened by the UN Resident Coordinator (UNRC). Through the UNCT, UNIDO actively participates in government and business outreach, advocacy, coordination meetings and annual strategic meetings, aimed to facilitate joint programming and implementation with other UN agencies.

14.5.1.2 UNIDO's contribution to UNCT is guided by the India – United Nations Sustainable Development Framework (UNSDF) 2018-2022, which was signed on 28th September 2018 between NITI (National Institution for Transforming India) Aayog and the UNCT. The successor United Nations Sustainable Development Cooperation Framework 2023-2028 was developed and agreed upon during 2022 and is expected to be formally signed in first quarter of 2023 and thereafter guide the work of UNIDO and sister UN agencies in India.

14.5.1.3 With the implementation of the reform agenda for the UN development system from January 2019, UNIDO has been strengthening its collaboration with sister UN agencies, including in India. For example, UNIDO jointly implements project on sustainable city development with UN Habitat and on alternatives to DDT with UN Environment Programme, and the Partnership for Action on Green Economy (PAGE) with UNDP, ILO, UNEP and UNITAR. Moreover, UNIDO is also contributing to joint UN advocacy including on development of MSME sector, role of women in manufacturing and innovation and entrepreneurship.

14.6 India's Contribution

14.6.1 India is a founding member of UNIDO. It is both a recipient as well as a contributor to UNIDO's programs. India contributes to the regular budget of UNIDO (assessed contribution). The assessed contribution of India towards UNIDO for the year 2022 is Euro 868,673. In addition, India also periodically makes annual voluntary contributions to the Industrial Development Fund (IDF) of UNIDO.

14.7 UNIDO- India Country Program (CP)

14.7.1 The CP 2018-2022 was designed to enhance the support of the UNIDO to the Government of India to transition to inclusive and sustainable industrial development (ISID). This CP builds upon the achievements and lessons learned from UNIDO's five decade track record of technical cooperation in India and are aligned with the agreed priorities of the United Nations in India, as established under the India United Nations Sustainable Development Framework (UNSDF) 2018-22. The CP 2018-22 aims to support key initiatives of the Government of

India, including, amongst others, the 2011 National Manufacturing Policy (NMP), the 2017 Industry Policy Discussion Paper and the Nationally Determined Contributions (NDCs) under the Paris Agreement on climate change, as well as the associated major missions of the Government of India, including Make in India, Skill India, Swachh Bharat and Start-up India. CP 2018-22 has established four key results areas namely:

- i. Productive and resilient micro, small and medium enterprises (MSMEs): including intervention strategies for MSME business ecosystem, for skilled workforce and for technology, quality and management.
- ii. Climate, resources and environment solutions: including intervention strategies focused on energy, renewables and air pollution; resources, water and effluents; and chemicals and waste.
- iii. Inclusive and responsible value chains and businesses: with intervention strategies as sustainable livelihoods and responsible business.
- iv. Strategic policy for industrial transformation: having as its intervention strategies insight and foresight and public private development partnerships and dialogue.

14.7.2 Further, CP 2018-22 also comprises cross-cutting flagship initiatives that would operate at meta-level, building upon projects and activities from across the four key results areas, potentially complemented with additional strategic projects. These flagships are: (1) Industries for north-eastern states livelihoods; (2) India innovation incubator; and (3) Global Solutions from India.

14.8 Advocacy and Knowledge Dissemination Activities on Inclusive and Sustainable Industrial Development

The principal advocacy works carried out during 2022 are as under:

- (i) Industry 4.0 and advanced digital production (ADP) for inclusive and sustainable industrial development: A hybrid introductory awareness and consultation workshop was organized on 29th March 2022 with the Department of Science and Technology (DST), Government of Gujarat and the Gujarat Chamber of Commerce and Industry, with participation of Secretary DST (Gujarat). Based on stakeholders' feedback, at the request of Secretary, UNIDO undertook a comparative assessment of relevant digitalization and innovation policy for Gujarat and delivered during 21-23 November 2022 an international policy training on Industry 4.0 for senior representatives of relevant departments of the Government of Gujarat.
- (ii) Industries for North-Eastern Livelihoods: A high level Dialogue on Sustainable Industrial Development for North East Region was organized on 16th June 2022 in Guwahati, with participation of Minister of Industries, Government of Assam, Joint Secretary, Ministry for Development of North East Region, and Chair, North Eastern Council. As a follow up UNIDO contributed at the request of the Advisor (Industry), Government of Nagaland, to the Nagaland Investment and Corporate Social Responsibility Summit in Kohima on 22-23rd August 2022 and organized and hosted an international policy

training on evidence based industrial policy development and implementation during 14-16th November 2022 for senior representatives of the Government of Nagaland.

- (iii) 18 industry-focused events were organized by different business membership and other organizations on topics relevant to inclusive and sustainable industrial development, with particular focus on Industry 4.0, circular and low carbon economy and MSME development and competitiveness. Furthermore an online knowledge portal was created and launched on ISID in India (www.isid4india.org).

14.9 Key Achievements of UNIDO Projects

A brief description of the activities undertaken under each project in 2022 is given below:

14.9.1 Firm-level demonstration of technologies and productivity enhancement for the pulp and paper industry (Paper Project Phase-II)

14.9.1.1 The project started from August 2019 and is expected to complete by July 2023. The project envisages to demonstrate (on a pilot scale at mill level, at multiple locations across the country) two technologies (membrane filtration and liquor heat treatment), along with the development of the requisite capacity and process improvement interventions. The project aims to facilitate technology uptake and firm level innovation leading to increased productivity and competitiveness.

14.9.1.2 This project has been designed as a follow-up to the completed project 'Development and adoption of appropriate technologies for enhancing the productivity

of the paper and pulp sector)', which focused on strengthening the capability and capacity of the nodal technical institution (CPPRI) and paper industry associations. Building on this strengthened meso-level capacity, the ongoing project aims to facilitate key interventions from the Phase-1 project, at the firm level.

14.9.1.3 The following activities were undertaken in 2022:

- i) Fabrication and commissioning of a custom-designed and engineered skid mounted pilot demonstration unit for liquor heat treatment was completed and operational parameters and performance were optimized during mill level trials at TNPL (Chennai) that were completed in December 2022. The trial confirmed 60% reduction in viscosity, allowing for significant energy and chemicals savings in agro-residue based pulp making. The results were disseminated during industry workshop on 28 December 2022. The pilot unit will be relocated for mill level trials in two further paper units in North India from January 2023.
- ii) Productivity Enhancement Measures (PEMs) through manufacturing excellence tools have been demonstrated in three paper mills [one mill each from three paper industry clusters (North, East and West)] in cooperation with experts from the National Productivity Council (NPC), with a focus on three areas: workplace improvement, energy efficiency and productivity improvement. Two further demonstrations were initiated in November 2022 for paper mills in Coimbatore (Tamil Nadu) and Aurangabad (Maharashtra).

- iii) Demonstration of an additional technology option (application of ClO₂) to improve internal process water quality and control of odour in Indian paper mills was successfully completed in one recycled paper mill in Tamil Nadu. The results have been presented at regional industry dissemination workshops in Chennai (29 April 2022), Muzaffarnagar (30 June 2022), Vapi (19 August 2022) and Kolkata (8 September 2022).

14.9.2 National Manufacturing Innovation Survey

14.9.2.1 The project supported by the Department of Science and Technology, involves surveying and assessing innovation performance and processes of manufacturing and related services firms at two inter-related levels, respectively: (1) firm level (covering 58 manufacturing sub-sectors across 38 States/UTs) to measure innovation outcomes (in terms of innovations in products, services and business processes), innovation inputs (policy, financing, skills, R&D collaboration, etc) and innovation challenges and barriers; and (2) sectoral system of innovation to map innovation processes and collaborations in five manufacturing subsectors, respectively: automotive; food and beverage; pharmaceutical; textiles; and ICT.

14.9.2.2 The project is expected to culminate in a set of reports confirming current levels of innovation in manufacturing and evidence-based action plan with short, medium and long-term policy recommendations

The following activities were undertaken in 2022:

- i) The data collection/survey was completed with support of five business membership organizations in the first

week of May 2022. It achieved detailed survey responses from 14,100 firms and other non-firm actors.

- ii) A series of six stakeholder review workshops were organized and facilitated to review preliminary results of the firm level and five sector innovation surveys and support data interpretation with a view to draft overarching conclusions and evidence-based policy recommendations (during 21-29 September 2022).
- iii) An international study tour on science, technology and innovation policy was organized for senior delegation of the DST to Japan and Korea during November 2022, and has identified practical opportunities for research and innovation collaboration with India;
- iv) The draft survey reports were submitted for peer review in December 2022 and are expected to be discussed with relevant government stakeholders and then presented during first quarter of 2023.

14.10 Photographs

14.10.1 Advocacy, learning and knowledge dissemination



Opening of low carbon innovation exhibition by Additional Secretary (DPIIT) in presence of Director General (Bureau of Energy Efficiency and UNIDO Representative (UNIDO India) on 1st March 2022



Training Programmes for Policy makers on evidence-based approaches to Industrial Policy in Nagaland (left) and Gujarat (right) (November 2022)

14.10.2 Paper Project Phase-II



Pilot demonstration units for liquor heat treatment (left) and odour control technology (right)

14.10.3 National Manufacturing Innovation Survey



Stakeholders' Consultation Workshop to Discuss Preliminary NMIS Results (27 September 2022)

Attached & Subordinate Offices and other Organisations

15.1 Office of the Economic Adviser

15.1.1 The Office of the Economic Adviser (OEA) is an attached office of the Department for Promotion of Industry & Internal Trade. Established in 1937, it is one of the oldest offices in the Government of India. It continues to be the sole custodian of the Wholesale Price Index since pre-independence days.

15.1.2 Mandate of the Office includes compilation and release of Wholesale Price Index (WPI) and Experimental Business Service Price Index (BSPI). It also compiles the Index of Eight Core Industries and contributes towards compilation of Index of Industrial Production. As an attached Office, it renders advice to the Department for Promotion of Industry & Internal Trade on formulation of policies for country's industrial development. It supports the Department with analysis of trade, fiscal, investment, competition and labour related issues pertaining to policies and promotion of industries. It supports the Department by coordinating intra and inter-departmental efforts.

15.1.3 The specific functions and responsibilities are as follows:

15.1.3.1 Statistical functions

- i. Compilation and release of the Wholesale Price Index.
- ii. Compilation and release of the Eight Core Industries Index.

- iii. Development of Experimental Business Service Price Index.
- iv. Compilation of data of 47.5 per cent of the Index of Industrial Production.
- v. Analysis of trends of industrial production and growth and related macro variables.

15.1.3.2 Policy functions

- i. Economic inputs for policy relating to industry and promotion of industry in the country.
- ii. Drafting of new Industrial Policy.
- iii. Research support for existing and new DPIIT initiatives.
- iv. Examining proposals and rendering advice for changes in fiscal issues relating to industry. (a) Changes in tariff structure including cases of Inverted duty (both MFN & FTA). (b) Goods and Services Tax (GST), duty drawback etc. (c) Changes in tax policy, procedures and fiscal incentives.
- v. Bilateral Investment Treaties (BIT) related issues.
- vi. Examining proposals and rendering advice for changes in trade relating to industry; (a) Changes to Foreign Trade Policy; (b) Cases relating to Safeguard and Anti-Dumping duty; (c) Cases relating to Multilateral and bilateral trade agreements.

15.1.3.3 Coordination functions

- i. Processing Policy Notes - Cabinet Notes, CoS Notes, EFC Notes referred on subjects with economic implications
- ii. Matters referred by Ministry of Micro, Small and Medium Enterprises, NITI Aayog, M/o Women and Child Development and Department of Commerce.
- iii. Anchoring role of DPIIT for Board of Trade (BoT) meetings, Council on Trade Development and Promotion meetings, Trade Policy Review of WTO, Inter-ministerial Committee on Non-Tariff measures, Board of EXIM Bank.
- iv. Preparation of Monthly Summary, Monthly DO and Monthly Report.
- v. Issues relating to e-samiksha, Pragati, Prayas, Output-Outcome Monitoring Framework.
- vi. Material to be shared with other Departments like Economic Survey, Budget Speech, President's Speech.

15.1.4 Wholesale Price Index (Base 2011-12)

15.1.4.1 Wholesale Price Index (WPI) measures the average change in the prices of commodities for bulk sale at the level of early stage of transactions. It is primarily a measure of headline inflation at the national level. It is used by Ministry of Statistics and Programme Implementation for deflation of nominal accounts for sectors where the output is available in value terms. It is also used by various public and private sector organizations for settlement of escalation clauses made while entering into contracts for supply of raw materials, machinery and construction works.

15.1.4.2 The current series of WPI with

base 2011-12 was launched in May 2017. The index basket of the current WPI series covers commodities falling under the three Major Groups namely Primary Articles, Fuel and Power and Manufactured products. The prices tracked are ex-factory price for manufactured products, agrimarket (mandi) price for agricultural commodities and ex-mines price for minerals. Weights given to each commodity covered in the WPI basket is based on the value of production adjusted for net imports. WPI basket does not cover services. The current series of WPI covers 697 commodities divided into three major groups Primary Articles (117), Fuel & Power (16) and Manufactured Products (564).

**Table 15.1: Items and Weights of WPI
(Base 2011-12)**

Major Group/Group	Weight	No. of Items
All Commodities	100.0	697
Primary Articles	22.6	117
Fuel & Power	13.2	16
Manufactured Products	64.2	564

15.1.4.3 Inflation

15.1.4.3.1 During 2019-20 and 2020-21, WPI based annual inflation remained below 2 per cent as the price indices of the 'fuel & power' commodity group decelerated. In 2020-21, disruptions in demand & supply of fuel & power commodities at international level caused by COVID-19 pandemic played a major role in deflation. The disruptions caused low base effect for the next year i.e. 2021-22. The low base effect, substantial rise in international prices of crude petroleum and resultant increase in prices of raw materials of industrial products during 2021-22 primarily pushed the WPI based

inflation to double-digit level in 2021-22 and continued till first half of 2022-23. Since May, 2022 in 2022-23, WPI-based inflation has been declining following a cooling of prices of commodities and recorded a single digit inflation from October 2022 onwards.

Table 15.2: Annual Inflation based on the Wholesale Price Index (Base Year 2011=100)

Commodity Name	Weight	Annual Rate of Inflation since 2015-16						
		2015-16	2016-17	2017-18	2018-19	2019-20	2020-21	2021-22
All commodities	100.00	-3.65	1.73	2.92	4.28	1.68	1.29	13.00
I. Primary Articles	22.62	-0.38	3.42	1.38	2.74	6.76	1.70	10.25
II. Fuel and Power	13.15	-19.65	-0.26	8.16	11.50	-1.78	-8.03	32.53
II. Manufactured Products	64.23	-1.78	1.34	2.75	3.66	0.29	2.76	11.09
Food Index	24.38	1.17	5.87	1.91	0.55	6.90	3.98	6.75
Annual Rate of Inflation during various months in 2022-23								
Commodity Name	Weight	Jun-22	Jul-22	Aug-22	Sep-22	Oct-22*	Nov-22*	Dec-22*
All commodities	100.00	16.23	14.07	12.48	10.55	8.39	5.85	4.95
Primary Articles	22.62	18.63	14.78	14.74	11.54	11.04	5.52	2.38
Fuel and Power	13.15	50.95	44.62	35.03	33.11	23.17	17.35	18.9
Manufactured Products	64.23	9.35	8.24	7.51	6.12	4.42	3.59	3.37
Food Index	24.38	11.78	9.28	10.06	8.02	6.48	2.17	0.65

*Provisional.

15.1.4.3.2 To capture the changes in the economy over time, the Government of India constituted the Working Group (WG) for the revision of current series of WPI (Base 2011-12) under Chairmanship of Prof. Ramesh Chand, Member,

NITI Aayog. The WG submitted its Report in June 2021. Based on its recommendations and consultation with stakeholders base year revision exercise of WPI is in progress.

Table 15.3: WPI Index and Inflation of Major Groups of Items since Jan 2021

	Index Value			Inflation (YoY)		
	Primary Articles	Fuel & Power	Manufactured Products	Primary Articles	Fuel & Power	Manufactured Products
Weight	22.6	13.2	64.2	22.6	13.2	64.2
Jan-21	144.9	100.7	125.3	-1.56	-3.82	5.47
Feb-21	147.1	105.7	126.0	3.01	2.03	6.06
Mar-21	147.4	109.2	127.9	7.28	9.75	7.84
Apr-21	151.5	108.9	129.9	9.94	21.27	9.44
May-21	150.2	109.8	131.5	9.40	36.74	11.25
Jun-21	153.0	110.7	131.6	8.59	29.32	10.96
Jul-21	154.3	115.2	132.3	6.34	27.01	11.46

	Index Value			Inflation (YoY)		
	Primary Articles	Fuel & Power	Manufactured Products	Primary Articles	Fuel & Power	Manufactured Products
Weight	22.6	13.2	64.2	22.6	13.2	64.2
Aug-21	155.4	117.9	133.2	5.93	28.15	11.56
Sep-21	157.7	119.0	134.0	5.98	29.49	11.57
Oct-21	163.0	126.0	135.9	7.38	38.61	12.87
Nov-21	168.4	136.0	136.6	10.21	44.37	12.34
Dec-21	168.4	133.8	136.5	13.78	38.08	10.71
Jan-22	167.5	135.3	137.2	15.60	34.36	9.50
Feb-22	167.5	138.3	138.9	13.87	30.84	10.24
Mar-22	170.9	143.9	142.3	15.94	31.78	11.26
Apr-22	174.5	151.2	144.7	15.18	38.84	11.39
May-22	178.5	163.6	145.0	18.84	49.00	10.27
Jun-22	181.5	167.1	143.9	18.63	50.95	9.35
Jul-22	177.1	166.6	143.2	14.78	44.62	8.24
Aug-22	178.3	159.2	143.2	14.74	35.03	7.51
Sep-22	175.9	158.4	142.2	11.54	33.11	6.12
Oct-22*	181.2	158.0	141.9	11.17	25.40	4.42
Nov-22*	177.7	159.6	141.5	5.52	17.35	3.59
Dec-22*	172.4	158.0	141.1	2.38	18.09	3.37

*Provisional

Source: Office of the Economic Adviser

15.1.5 Development of Business Service Price Index

15.1.5.1 The service sector is continuously driving the growth vehicles of the Indian economy since 1990s. Over the years, the service sector has become increasingly important contributor to India's Gross Domestic Product (GDP), FDI inflows, and overall employment. Share of service sector in GDP is about 50 percent.

15.1.5.2 However, there is no explicit pricing index for measuring the price movements in the service sector. Therefore, in light of the significant contribution the service sector makes to the economy, Office of Economic

Adviser, DPITT is in the process of developing a separate price Index for the service sector which is known as Business Service Price Index (BSP). The proposed (BSPI) is expected to cover a wide range of essential services such as banking services, securities, transaction, telecommunication, rail transport, air transport, port services, road transport, postal, trade and business services and information Technology (IT) services.

15.1.5.3 OEA releases currently, the service price indices for eight services on an experimental basis in consultation with the concerned Ministries/Departments/Regulators. These eight services are banking (compiled by RBI), securities, transaction (compiled by SEBI), telecommunication (compiled by TRAI), air, railways, postal, insurance and port services.

15.1.5.4 The Working Group for the base year revision of the Wholesale Price Index (WPI) from 2011-12 to 2017-18 under the chairpersonship of Prof. Ramesh Chand (Member NITI Aayog) formed a specific Sub-Group on Service Sector for providing technical and conceptual guidance to strengthen existing product baskets and methodology for compiling a robust BSPI.

15.1.5.5 Based on the recommendations of the Group, DPIIT in collaboration with RBI, SEBI, TRAI, DGCA, and Railway Board is currently working towards compilation of BSPI for the banking, securities, telecommunications, air passenger, and rail freight services and are at the advance stage in Phase-I. Additionally, new services such as Trade, IT services, etc. With a significant economic impact are also being identified for further inclusion in the compilation of a representative BSPI. The price indices for remaining identified services will be developed in the next phase.

15.1.6 Trade, Fiscal and Investment Policy related work

15.1.6.1 Office of the Economic Adviser

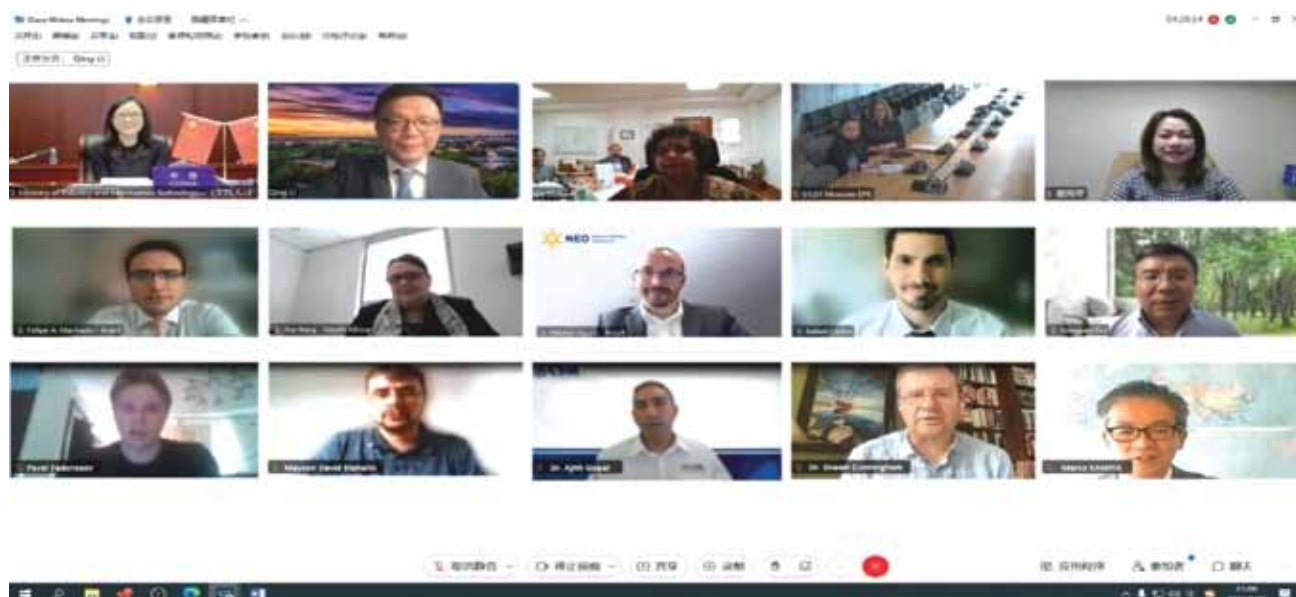
examines concerns of industry including those related to tax; fiscal & trade policy issues and also hold industry consultations from time to time to understand the same. Industry consultations are also hold for specific suggestions regarding changes in direct taxes, indirect taxes including Goods and Services Tax and customs duty, duty drawbacks, inverted duty structure and processes and procedures for Union Budget and as and when necessary.

15.1.6.2 All tariff related issues including inverted duty structure under Most Favoured Nation, Free Trade Agreements or Preferential Trade Agreements to provide a level playing field to domestic manufacturing are also being dealt by TFP Section.

15.1.6.3 International Cooperation Forum under BRICS

BRICS- PartNIR:

15.1.6.3.1 DPIIT is concerned with events/activities under BRICS Industry Track and during 2022 under China's chairship, 3 BRICS Part NIR Advisory Group Meetings were held on 10-11th March, 28-29th April, and 13-17 th May, 2022 to discuss and finalise the following:



a) BRICS Centre of Industrial Competences

- Russia shared draft proposal on BRICS-UNIDO Centre for Industrial Competence which indicated 3 elements/activities (i) Creating database of New Industrial Revolution technology, (ii) Acquisition and diffusion of skill training and (iii) Green 4.0 technology. Later another updated draft

proposal was also received from UNIDO with same aforementioned activities, however, total expenditure of the Centre was categorised in 2 scenarios.

The proposal on the BRICS Center for Industrial Competences would be further discussed under BRICS Chairship of South Africa in 2023.

金砖国家新工业革命伙伴关系咨询组第二次会议
THE SECOND MEETING OF BRICS PARTNIR ADVISORY GROUP 2022



金砖国家新工业革命伙伴关系咨询组第三次会议
THE THIRD MEETING OF BRICS PARTNIR ADVISORY GROUP 2022



- b) BRICS Industrial Innovation Contest 2022:** India nominated Invest India and FICCI to work collaboratively on inviting entries for best technological solutions on NIR from enterprises, scientific research institutes, universities and industry associations.

15.1.6.3.2 FICCI on behalf of DPIIT has requested and submitted entries from Indian industry and shared with organisers in China. The Final Contest was held on 6th September, 2022 in Xiamen and the award ceremony was organised on 7th September, 2022.

15.1.6.3.3 Federation of Indian Chambers of Commerce and Industry (FICCI) has been awarded the Outstanding Contribution Award and Tata Steel Limited's project Blast Furnace Cast House 4.0 has been awarded the third prize in the Intelligent Manufacturing Track and Tata Steel "Suraksha" Platform has received Outstanding Project Reward under Industrial Internet Track of the Contest.

- c) BRICS Forum on Development of Industrial Internet and Digital Manufacturing:** China organised Seminar on Industrial Internet and Digital Manufacturing and requested speaker from India for the following two topics.

- Opportunities and challenges generated by Industrial Internet and other ICT technologies
- Development of digital manufacturing and vision for cooperation among BRICS countries
- Ms. Rupa Dutta, Principle Economic Advisor was the speaker for both the topics from India.

- d) BRICS Forum on Partnership on New Industrial Revolution:** China had provided

an overview of the BRICS PartNIR Forum in the 1st Meeting of BRICS PartNIR Advisory Group. The Forum organized in the month of September, 2022. BRICS countries were invited to participate in the discussions on PartNIR implementation, smart manufacturing, digital economy, green technologies and supply chain cooperation, among other topics. China also invited the participation of research institutes, enterprises, think tanks and international organizations in the Forum.

- e) BRICS Initiative for Cooperation on Digitalisation of Manufacturing-** China shared the document on *BRICS Initiative for Cooperation on Digitalisation of Manufacturing* which was adopted as an outcome document of the Forum on Development of Industrial Internet and Digital Manufacturing.

15.1.6.3.4 6th BRICS Industry Ministers Meeting: 6th BRICS Industry Minister's meeting was held on 23rd May, 2022, which was attended by Hon'ble Sh. Som Parkash, Minister of State (Commerce & Industry).



15.1.6.3.5 Other BRICS Meetings pertaining to DPIIT : In addition to above, the following IPR related meetings were also organised under China's Chairship of BRICS during 2022 in virtual mode:

- i. IP coordination Group Meeting (Focal

Points Meeting) was held on 21st July, 2022;

- ii. 14th Heads of Intellectual Property Offices Meeting (HIPO) was held on 15th Sep, 2022;
- iii. IP IT Workshop was held on 19th October, 2022
- iv. IP Examiners' Training was held on 7-11th November, 2022

15.1.7 Formulation of the DPIIT budget recommendations for union budget

15.1.7.1 Industry related proposals (Direct & Indirect taxes, policy measures, etc.) for consideration in the annual Union Budget prepared and submitted to Department of Revenue. These are being prepared based on concerns of industry raised with DPIIT during the past one year and received from various industry associations' incl. Apex chambers as pre-budget memorandums. The representations/suggestions received have been examined keeping in view the overarching objective of promoting manufacturing sector in India; reduction of tax compliance burden for businesses; current economic scenario and Government's policy directions in taxation issues.

15.1.8 International Co-operation forum under G20

15.1.8.1 The Group of Twenty (G20) is the premier forum for international economic cooperation. It plays an important role in shaping and strengthening global architecture and governance on all major international economic issues. The Group of Twenty (G20) comprises 19 countries (Argentina, Australia, Brazil, Canada, China, France, Germany, India, Indonesia, Italy, Japan, Republic of Korea, Mexico, Russia, Saudi

Arabia, South Africa, Türkiye, United Kingdom and United States) and the European Union. The G20 members represent around 85% of the global GDP, over 75% of the global trade, and about two-thirds of the world population.

15.1.8.2 The G20 Presidency steers the G20 agenda for one year and hosts the Summit. The G20 consists of two parallel tracks: the Finance Track and the Sherpa Track. Finance Ministers and Central Bank Governors lead the Finance Track while Sherpas lead the Sherpa Track.

15.1.8.3 The G20 process from the Sherpa side is coordinated by the Sherpas of member countries, who are personal emissaries of the Leaders. Finance Track is led by Finance Ministers and Central Bank Governors of the member countries. Within the two tracks, there are thematically oriented working groups in which representatives from the relevant ministries of the members as well as from invited/guest countries and various international organisations participate.

15.1.8.4 The Finance Track is mainly led by the Ministry of Finance. **These working groups meet regularly throughout the term of each Presidency.** The Sherpas oversee negotiations over the course of the year, discussing agenda items for the Summit and coordinating the substantive work of the G20.

15.1.8.5 In addition, there are Engagement Groups which bring together civil societies, parliamentarians, think tanks, women, youth, labour, businesses and researchers of the G20 countries. India holds the Presidency of the G20 from 1 December 2022 to 30 November 2023.

15.1.8.6 Drawing inspiration from its G20 Presidency theme of 'Vasudhaiva Kutumbakam' - 'One Earth One Family One Future', India will host over 200 meetings in over 50 cities across 32 different works treams, and would have the

opportunity to offer G20 delegates and guests a glimpse of India's rich cultural heritage and provide them with a unique Indian experience.

15.1.8.7 The following countries are India's invitees to G20, Bangladesh, Egypt, Mauritius, Netherlands, Nigeria, Oman, Singapore, UAE and Spain (permanent invitee).

15.1.8.8 DPIIT is the nodal department for Business 20 and Startup 20 Engagement Groups. DPIIT is also nominated as the issue-coordinator for some of Trade and Investment Working Group Priority Issues.

154.1.9 B20

15.1.9.1 The Business 20 (B20) is the official engagement group of G20 created in 2010 under the Canadian presidency, and first to be formally, recognized by the group with the aim to galvanize global business leaders for their views on issues of global economic and trade governance and speak in a single voice for the entire G20 business community. The B20 is comprised of business associations and leads engagement with G20 governments on behalf of the international business community.

15.1.9.2 Since 2010, each year, the G20 Presidency appoints a B20 Chair (an eminent business leader from the G20 host country), who is supported by the B20 Sherpa and B20 secretariat. Sh. Natarajan Chandrasekaran, Chair, Tata Sons has been appointed as the Chair and Sh. Chandrajit Banerjee as the Sherpa with Confederation of Indian Industries designated as the secretariat for B20 under India's G20 Presidency.

15.1.9.3 The B20 conducts work through various taskforces, the recommendations of which are summarized at the B20 Summit and presented to the G20 leaders prior to the G20 Summit.

15.1.9.4 Under India's presidency the work of the B20 is to be conducted through seven (7) taskforces and two (2) action councils, namely

Taskforces

1. Inclusive GVCs for Resilient Global Trade and Investment
2. Future of Work, Skilling, and Mobility
3. Energy, Climate Change and Resource Efficiency
4. Digital Transformation
5. Financing for Global Economic Recovery
6. Tech, Innovation and R&D
7. Financial Inclusion for Economic Empowerment

Action Council

1. ESG in Business
2. African Economic Integration, an Agenda for Global Business

15.1.9.5 The B20 involves a series of events including the subject-specific taskforce meetings with participation from businesses, policymakers, experts, and international diplomats. Around 100 meetings and events, both hybrid and in-person have been planned across India and overseas under India's Presidency. B20 Inception Meeting is scheduled to be held in Gandhinagar in January 2023.



B20 Indonesia 2022 handing over Presidency to B20 India 2023.



Mr Amitabh Kant, G20 India Sherpa and Mr Anurag Jain, Secretary, Department for Promotion of Industry & Internal Trade, Ministry of Commerce & Industry during B20 Indonesia Global Dialogue in India on 10 October 2022 in New Delhi.

15.1.10 Startup 20 Engagement Group

15.1.10.1 Startups have become the engine for innovation-fueled economic recovery, reorientation, and growth. The Startup 20 Engagement Group, being initiated under India's presidency of G20, aspires to create a global narrative for supporting startups and enabling synergies between startups, corporates, investors, innovation agencies and other key ecosystem stakeholders. India's own startup ecosystem stands today as the world's third largest with 107 unicorns, more than 83,000 registered startups, and an ever-expanding innovation ecosystem to support them. The primary objective of the new engagement group is to develop an inclusive framework to support innovative startups, especially for sectors of global importance, through strategic collaboration across the G20 nations.

15.1.10.2 Startup 20 activities will start with an inception meeting which is the opening event on January 28, 2023 (at Hyderabad) and conclude with a summit event on July 3, 2023 (at Gurugram). In between the two various events and meetings are being planned. A large

startup showcase is envisioned to exhibit the India's startup ecosystem to the world.

15.1.10.3 Dr. Chintan Vaishnav, Director, Atal Innovation Mission, is the Chair for Startup 20 and iCreate has been nominated as the secretariat for the same. Confederation of Indian Industries is a knowledge partner for Startup 20. Eminent personalities from the Startup world are also associated with the group.

15.1.11 Sectoral Groups of Secretaries (SGoS)

15.1.11.1 DPIIT is a part of SGoS group -7 on Commerce & Industry. The broad sectoral vision of the SGoS-07 is to create a modern and diversified \$5 Trillion Indian Economy by 2024-25 and the DPIIT's vision of attaining \$1 Trillion GVA in manufacturing sector forms an integral part of this sectoral vision. OEA is working on report for SGoS in coordination of all divisions and updates the status of eighteen initiatives of DPIIT on E-Samiksha portal on monthly basis which is monitored by the Cabinet Secretary. OEA is the nodal point for all works related to SGoS. It prepares notes and presentation with incorporating inputs from all divisions of DPIIT, which is presented before the Council of Ministers.

15.1.11.2 There are 18 initiatives of DPIIT related to SGoS-07 on e-Samiksha Portal. Action taken report on these initiatives are regularly being updated on E-samiksha. These action points are National e-Commerce Policy, Boost Investments by Revamping Industrial Information System (IIS) by integrating State GIS Systems on Land Bank, Investment Clearance Cell, Startup India Seed Fund Scheme (SISFS), Credit Guarantee Scheme for Startups (CGSS), Fund of funds for Startups (FFS), Public Procurement under Public Procurement (PPP-MII), Standards and

Quality Control Orders, Ease of doing business, New Scheme for Industrial Infrastructure Development, Strengthening of IPR regime, Industrial Corridor, Global Competitiveness Index Ranking, Industrial Development Scheme, 2017 for UT of J&K and UT of Ladakh, Industrial Development Scheme, 2017 for States of Himachal Pradesh and Uttarakhand, Paperless Licensing System for PESO, New Industrial Policy, and Approaching to the Parliamentary Standing Committee to resolve the local issues for stalled projects.

15.1.11.3 Sectoral Groups of Secretaries for 'Vision India @2047':

- i) OEA is working to prepare DPIIT's Vision Document for India @2047', Centenary of India's Independence, to meet the following aspirations:
- ii) Attaining new heights of prosperity
- iii) Making best facilities available both in the villages and the cities
- iv) Eliminating unnecessary interference by the Government in the lives of citizens
- v) Building world's most modern infrastructure.

15.2 Office of the Salt Commissioner, Jaipur

15.2.1 Salt is Central Subject under Item no. 58 in 7th Schedule of the Constitution of India. The Salt Commissioner's Office (SCO) is an Attached Office of this Department, with its headquarter at Jaipur. It is headed by the Salt Commissioner. There are three Regional Offices at Chennai, Mumbai, Ahmedabad, besides the field offices in all the salt producing States. SCO was primarily responsible for administration of the Salt Cess Act, 1953 and

rules made thereunder. The Salt Cess Act 1953 now has repealed in the Financial Bill 2015-16. SCO is responsible for planning and facilitating production of salt, promotion of technological development, arranging equitable distribution and monitoring the quality and price of salt, custody and superintendence of departmental salt lands, promotion of exports and pre-shipment inspection, assignment fee, ground rent, undertaking about welfare measures, rehabilitation of salt works affected by natural calamities, etc.

15.3 Petroleum & Explosives Safety Organisation (PESO)

15.3.1 Introduction:

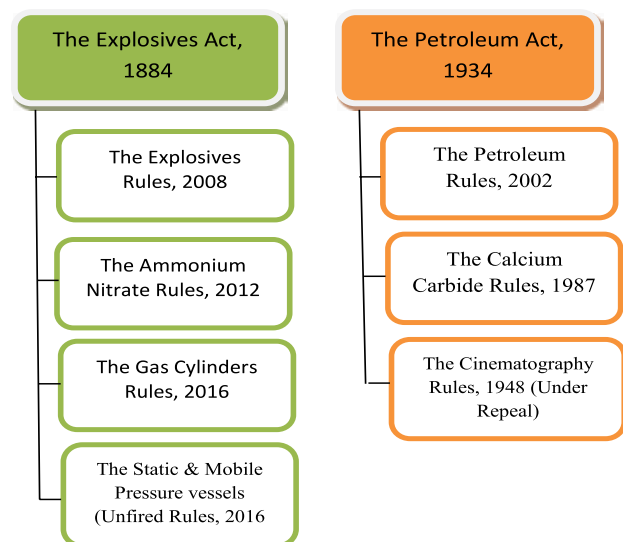
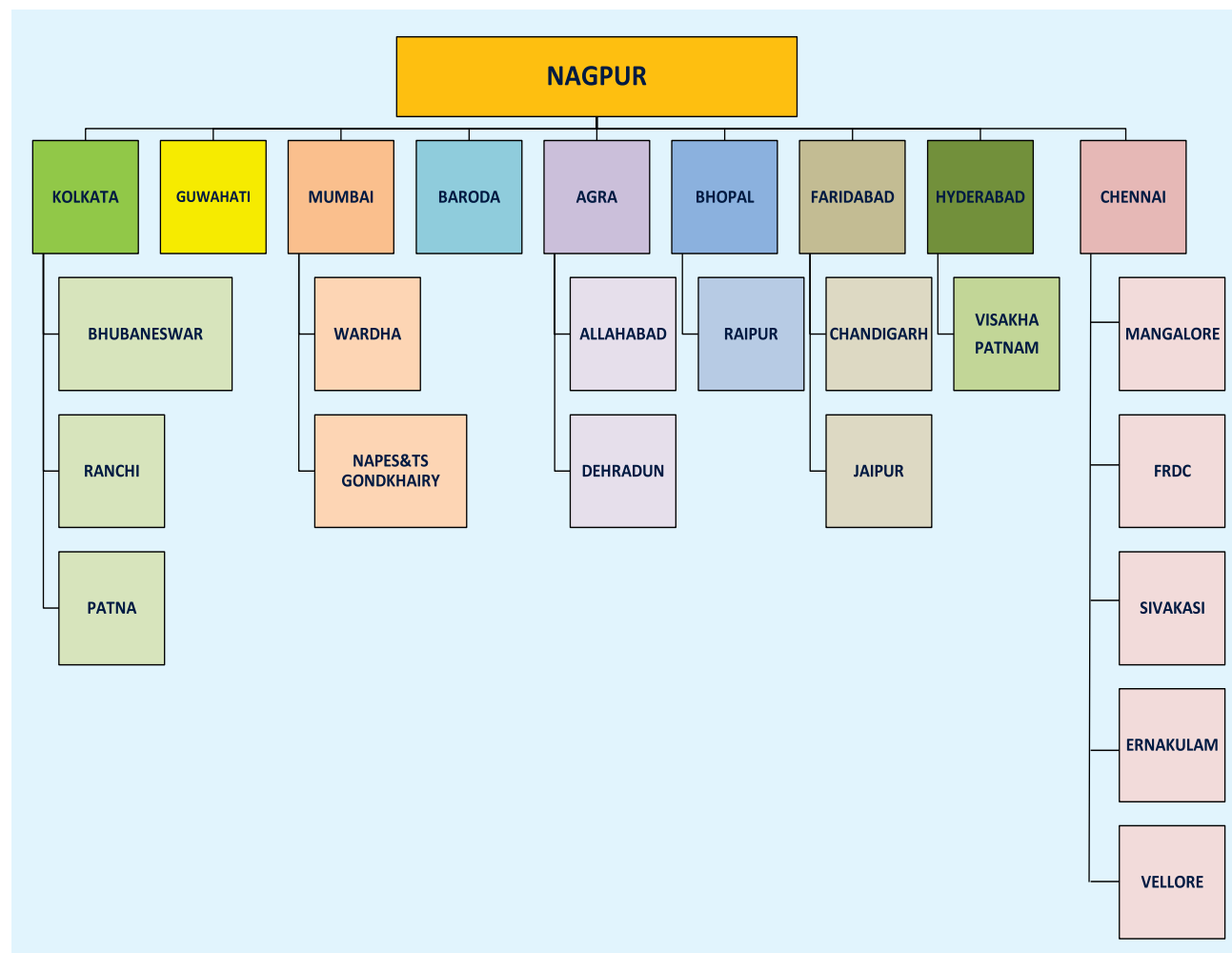
15.3.1.1 The Organization is headed by Chief Controller of Explosives with its headquarter located at Nagpur (Maharashtra). It is the nodal Organization to look after safety requirements in manufacture, storage, transport and use of explosives and petroleum. It has nine Circle offices located in Kolkata, Guwahati, Mumbai, Vadodara, Chennai, Hyderabad, Faridabad, Agra and Bhopal and 14 Sub-circles offices in the country.

15.3.1.2 It has a National Academy of Petroleum & Explosives Safety and (NAPES&TS) at Gondkhairi, Nagpur where statutory tests on explosives, safety fittings of road tankers, are carried out. Fireworks Research and Development Centre (FRDC) at Sivakasi, Tamilnadu for testing and development of eco-friendly fireworks has been set up by PESO to ensure safety and security of public and property from fire and explosion.

15.3.1.3 The organization has statutory authority, entrusted with responsibilities under **EXPLOSIVES ACT, 1884**, and the rules made there under i.e. the Explosives Rules, 2008, Gas

Cylinder Rules, 2016, Static & Mobile Pressure Vessels (Unfired) Rules, 2016 and Ammonium Nitrate Rules, 2012, Inflammable Substances

Act, 1952 and **PETROLEUM ACT, 1934**, and the rules made there under i.e. the Petroleum Rules, 2002, Calcium Carbide Rules, 1987.



15.3.2 Brief Report of Activities:

- i. To scrutinize and approve site layouts, construction plans for petroleum refineries, petroleum storage depots, storage sheds, compressed gas storage premises, calcium carbide storage premises, acetylene generation plants, explosives manufacturing units, explosives storage magazines, ammonium nitrate storage premises, stevedores for ammonium nitrate, fireworks manufacturing units and fireworks storage magazines.

- ii. To scrutinize and approve petroleum retail outlets, CNG dispensing stations, Auto LPG dispensing stations, fireworks shops, gas cylinder filling and storage premises.
- iii. To approve designs of petroleum road tankers, compressed gas pressure vessels, static pressure vessels, ammonium nitrate transport vehicles, bulk mix delivery vessel and explosives transport vans.
- iv. To approve cross country pipelines for transfer of petroleum, compressed gases, premises under the MSIHC Rules, ports & jetties for unloading / loading of petroleum & compressed gases.
- v. To undertake approval of gas cylinder manufacturing units, design approval of cylinders, safety fittings, valves, regulators, Ex-Electrical Apparatus, import/export of explosives, gas cylinders, pressure vessels, safety fitting, workshops for fabrication of pressure vessels and road tankers for compressed gases and petroleum.
- vi. To recognize competent persons under the SMPV (U) Rules, 2016 and the Petroleum Rules, 2002, shot firer and foreman under the Explosives Rules, 2008. To scrutinize returns of purchase, use and sale of explosives.
- vii. To authorize new explosives, destroy deteriorated and unclaimed/unservicable/seized explosives and scrutinize returns of explosives and ammonium nitrate.
- viii. To examine petroleum tanks in sea going vessels/ships for issuing gas free certificates for allowing hot work, entry of man in such tanks and entry of such vessels in docks.
- ix. To undertake accident investigation of premises licensed under the purview of the Acts and Rules administered by PESO.
- x. To provide consultancy / expert services to Central / State Government / Ministries/ Department / Stakeholders, Ports, Airports, Railways, Ministry of Defense, Bureau of Indian Standards and participate as Chairman / members for various committees.
- xi. To regulate and implement safety regulation norms in over 3.79 lakhs licensed premises/units used for manufacture, storage, transport and handling of hazardous substances.
- xii. To impart training to police personnel and other officers in safe handling of explosives.
- xiii. Departmental Testing Station conducts necessary statutory tests for authorization of explosives. The Testing Station renders services for UN Classification tests which are first of its kind in India for facilitating export of explosives and its accessories with general cargo ship. The Testing Station also carry out testing for approval of design of safety fittings of Petroleum tank Lorry and approval of metal container/ barrels of petroleum. From 2016 National Academy for Petroleum & Explosives Safety (NAPES) is imparting training to various stakeholder and officers & staff of PESO.

15.3.2 Major Achievements:

1.) Amendment in Rules

15.3.2.1 Draft amendments and final amendments in the Ammonium Nitrate Rules 2012, Static & Mobile Pressure Vessels (Unfired)

2016, Gas Cylinders Rules 2016 & Calcium Carbide Rules 1987 after incorporating the comments of stake holders as well as inputs of global studies were prepared and submitted to DPIIT. The amendments basically covered enhanced safety, ease of doing business and reduction in compliance burden.

- a. **Ammonium Nitrate Rules, 2012:** Rules were amended for introducing provisions related to adequate fire fighting facilities, auction of seized AN, import of bagged AN to curb pilferage, exclusion of stevedore, reduction in timeline for issuing NOC and increase in floor space area for storage of AN.
- b. **Static & Mobile Pressure Vessels (Unfired) Rules, 2016:** Rules were amended for introducing TPIA for certification, testing, inspection & audit, relaxation of experience criteria for selection of competent persons, introduction of ISO Tank Containers, introduction of deemed NOC and reduction in timeline for issuance of NOC.
- c. **Calcium Carbide Rules, 1987:** Rules were amended for increasing validity period of license, provision for geo mapping of carbide premises, ensuring proper record management of carbide storage, provision for online payment of fees.
- d. **Gas Cylinders Rules, 2016:** Rules were amended for introduction of electronic means such as bar codes / RFID/ Scanning Devices of identification, tracing & tracking mechanism for non toxic, non flammable, cryogenic and industrial gas cylinders. Bar codes, RFID tags and scanning devices introduced in the Rules.
- e. **Petroleum Rules, 2002** are proposed to be amended for introduction of TPIA for

safety audit & inspection of petroleum installations, ISO Tank Containers for multi modal transport of petroleum and reduction of experience criteria for selection of competent persons. Draft amendments are submitted to DPIIT for final notification.

2.) Paperless Application and Approval:

- a. 50 licensing modules have been converted as paperless modules for issuing approvals / licenses under various Rules administered by PESO.
- b. The paperless grant of statutory licences is perhaps first of its kind in any Government Department and is a revolutionary step towards Ease of Doing Business for faster delivery of licenses without any postal delay.
- c. The authenticity of the license can be verified through public domain available on PESO's website. Petroleum & Gas Industry will be immensely benefitted by this initiative.

3.) Increase in competent persons:

- a. For ease of statutory tests to be conducted by the industries, the competent persons have been enhanced from
 - i. 283 in 2016 to 466 in 2022 under the Petroleum Rules
 - ii. 216 in 2016 to 442 in 2022 under the SMPV (U) Rules
- b. Oil Marketing Companies were requested to depute their officers and apply for competency certification under the aforesaid rules.

4.) Introduction of Third Party Inspection Services:

- a. To reduce time taken to complete

inspections and provide certifications/licenses expeditiously, Third Party Inspecting Agency (TPIA) are introduced in the Static and Mobile Pressure Vessel (unfired) Rules, 2016 and Gas Cylinders Rules, 2016.

- b. TPIA are also proposed to be introduced under the Petroleum Rules, 2002 and formulated amendments in the Rules for TPIA proposed to be introduced under the Petroleum Rules.

5.) World's largest LPG Pipeline

- a. PESO has in principle approved for construction of 2800 KM long Kandla-Gorakhpur LPG pipeline to be constructed by M/s IHB Private Limited (J.V. of 3 leading PSU namely M/s IOCL, M/s HPCL & M/s BPCL).
- b. Once constructed, this will be World's Longest LPG Pipeline. The Pipeline will facilitate transportation of LPG from Western Coast to various LPG bottling plants in a cost effective and environment friendly manner.
- c. The pipeline would replace present road/rail mode of transportation and would help in meeting the LPG deficit by pipeline transportation of LPG from West coast to bottling plants in Gujarat, Madhya Pradesh & Uttar Pradesh states.
- d. The pipeline will source LPG from LPG import terminals at Kandla, Dahej & Pipavav, and also the two refineries located at Koyali and Bina. The pipeline would link to 22 LPG bottling plants directly (3 in Gujarat, 6 in Madhya Pradesh and 13 in Uttar Pradesh) and 21 bottling plants indirectly and thereby significantly optimize the logistics cost presently being incurred by

promoters for LPG transportation.

- e. Once completed, this single pipeline will be capable to transport about 8.25 million metric tonnes per annum (MMTPA) of LPG, about 25% of India's total LPG demand. The pipeline is expected to benefit about 34 crore people in the States of Gujarat, Madhya Pradesh and Uttar Pradesh with uninterrupted supplies of LPG.

6.) Phasing out of Instantaneous Electric Detonators:

- a. Ministry of Home Affairs (MHA) under the chairmanship of Special Secretary, Internal Security conducted a meeting with DPIIT, PESO and CRPF.
- b. It was proposed for phasing out of instantaneous detonators to save the precious lives of soldiers endangered while performing the patrolling and search operations in the "left extremist affected areas", due to misuse of detonators.
- c. On recommendations of CRPF, MHA & various deliberations with stake holders, DPIIT & PESO have decided to phase out manufacturing of instantaneous electric detonators in four years in phased manner.
- d. The manufacturer will replace electric detonators with electronic detonators & non electric detonators. As on date, the production of instantaneous electric detonators has been reduced by 50%.

7.) Alternative & Green fuels:

1. Static and Mobile Pressure Vessels (Unfired) Rules, 2016:
 - a. Auto LPG was introduced as a automotive fuel under the SMPV (U) Rules, 1981. Similarly Liquefied

Natural Gas (LNG) also has been introduced as a fuel under the SMPV (U) Rules, 2016.

- b. More than 12, temporary permissions for using LNG as fuel for vehicles such as buses, mining dumpers, cranes, engine testing facilities and railway locomotive have been issued by PESO.
2. Electric Charging stations / Battery charging / swapping stations:
 - a. In line with the directives of NITI Aayog, Chief Controller of Explosives had issued guidelines for setting up electric charging stations and battery swapping / charging stations to be set up at retail outlets.
 - b. As on date, more than 3000 stations approvals have been issued.
3. Installation of solar panels:
 - a. PESO has permitted installation of solar panels over the sales room of retail outlets, canopy of petroleum fuel dispensers and de-licensed areas of petroleum storage depots, LPG bottling plants and other buildings.
 - b. This will help the usage of renewable energy and avoid use of conventional fuels for energy generation.
 - c. Approximate power consumption of 90-100 units per day a retail outlet can be saved through solar panels by retail outlet.

8.) National Green Hydrogen Mission:

1. PESO is working towards Hon'ble Prime Minister's target of emission mitigation by 45% by 2030 and 100% by 2070 announced in COP-26 at Glasgow.

2. PESO is contributing to the National Green Hydrogen Mission project by extending its technical expertise under which various aspects related to
 - a. Relevant infrastructure for handling hydrogen,
 - b. Global practices on transportation,
 - c. Storage of compressed gas,
 - d. Suggesting regulations and standards as per Indian condition that meet requirements of industries,
 - e. Permitting storage of hydrogen high pressure mobile cylinder of 700 Bar and
 - f. Dispensing Hydrogen for transport application.
3. PESO has already issued approvals to:
 - a. M/s Indian Oil Corporation Ltd, Gujarat Refinery to undertake filling, storage and dispensing of hydrogen in Tata Make buses. Hydrogen will be handled at 350 Bar.
 - b. M/s Indian Oil Corporation R&D Centre at Faridabad and Gwalpahari, Gurgaon for undertaking storage and dispensing activities for Tata Buses, Fuel Cell cars of Hyundai and Toyota.
 - c. Tube trailers & Type 4 Cylinders for storage of hydrogen.
 - d. Compressor and dispensing units for dispensing of hydrogen.

9.) Digitization and Cleanliness Drive- "Special Campaign":

1. For compliance of CIM Task ID 5454, Chief

Controller of Explosives has introduced cleanliness as a special campaign in PESO.

2. All the Circle and Sub Circle Offices are advised to:
 - a. Maintain cleanliness in their premises
 - b. Ensure disposal of scrap from their office premises.
 - c. Maintaining office records properly and their identification.
 - d. Publish record retention schedule periodically
 - e. Weeding out of records and transfer to National Archives of India.
3. Through the special campaign, Chief Controller of Explosives has advised all the Circle and Sub Circle Offices for digitization of office records.
4. Approximately 5, 11,428 numbers of files are to be scanned and as on date scanning of 74,852 numbers of files has been completed.

10.) Initiatives taken to Increase the Production and availability of Ammonium Nitrate in the country

1. India had faced problems in availability of ammonium nitrate due to Russia – Ukraine war and increasing prices of natural gas. The non availability of ammonium nitrate affected production of coal and electricity in the county.
2. PESO undertook following initiatives for increasing the production and availability of ammonium nitrate in the country:
 - a. Amendment in the Rules for enhancing the storage capacity of

the godowns from 1.5 ton/ m² to 2.5 ton/ m².

- b. Immediate (2-3 days) amendment of manufacturing license of M/s Rashtriya Chemicals and Fertilizers Ltd. from existing 14 lakhs MT to 19 lakhs MT per year on receipt of clearance from MoEF&CC.
- c. Directed M/s Smartchem Technologies Ltd. to keep the export of 25,000 MT ammonium nitrate in abeyance
- d. Issued 44 Nos of licenses for import of 8,9941MT of Ammonium Nitrate into the country on top priority.
- e. Advised manufacturers to increase the production of High Density Ammonium Nitrate used by the Explosive Industry.

11.) National Single Window System:

- a) Ministry of Commerce and Industry, Department for Promotion of Industry and Internal Trade had developed a National Single Window System (NSWS); a digital platform for guidance of investors to identify and to apply for approvals as per their business requirements.
- b) PESO has integrated all the 50 licensing modules with NSWS. Further PESO is the only Department which has integrated all the transactions of all the 50 licensing modules with NSWS.
- c) As on date the applications submitted through NSWS has crossed 75,000.
- d) Maximum applications are submitted by PESO's stakeholder only and PESO stands at number one position for application submission through NSWS.

12.) Artificial Intelligence:

- a) To restrict stakeholders from uploading illegible, non readable drawings and documents through online application portal as well as to prevent multiple discrepancies being issued to the applicants, PESO has developed Artificial Intelligence Program.
- b) The program is launched on trial basis for scrutiny of drawings submitted under the Explosives Rules & Ammonium Nitrate Rules.
- c) The program will be launched for other Rules as well as for document scrutiny shortly.
- d) As of now the AI program is being launched for first time on trial basis in any of the Government Departments.

13.) Auto Inward:

- a. To reduce application process time, auto Inward module has been developed by PESO.

- b. The module automatically inwards all the online applications without human interference and forward to the concerned officer for processing on the same day.
- c. The module has saved manpower in all 26 Offices of PESO.

15.3.4 Revenue and Expenditure:

15.3.4.1 The Organisation has always been in revenue surplus. The trend of growth in revenue and expenditure of the Organisation for the last five years are as below:

Year	Revenue (in Crores)	Expenditure Non-Plan (in Crores)
2017-18	159.14	46.19
2018-19	258.28	71.44
2019-2020	249.72	66.45
2020-21	240.53	57.00
2021-22	297.29	59.67
2022-23 (Up to 31/12/2022)	216.18	44.19

Licences Under the Explosives Act 1884 and Petroleum Act 1934

Year	Premises under the Explosives Act, 1884	Premises under the Petroleum Act, 1934	Total Premises
2018-19	123940	211471	335411
2019-20	125043	209220	334263
2020-21	127358	223202	350560
2021-22	129992	235241	365233
2022-23 (Up to 31/12/2022)	129398	236314	365712

15.4 Controller General of Patents, Designs and Trade Marks (CGPDTM), Mumbai

15.4.1 Introduction

- i. The Controller General of Patents, Designs and Trade Marks (CGPDTM) administers the Patents Act, 1970, the Designs Act 2000, the Trade Marks Act 1999 and the Geographical Indications of Goods (Registration and Protection) Act, 1999. Besides, administration of The Copyright Act, 1958 and The Semiconductor Integrated Circuits Layout-Designs Act 2000 also have been brought under the CGPDTM in 2016. The Patent Information System and the Rajiv Gandhi National Institute of Intellectual Property Management (RNIIPM), both located at Nagpur, are also under the purview of the CGPDTM.
- ii. The Head Office of Controller General of Patents, Designs and Trade Marks is located at Mumbai. The CGPDTM also advises the Government on matters relating to Intellectual Property Rights. The CGPDTM supervises the functioning of the following IP Offices: a) Patent Offices at Kolkata (HQ), Mumbai, Chennai and New Delhi in respect of the Patents Act, 1970. b) Patent Offices at Kolkata (HQ) Mumbai, Chennai and Delhi in respect of the Designs Act, 2000. c) Trade Marks Registry at Mumbai (HQ), Chennai, Delhi, Kolkata and Ahmedabad in respect of the Trade Marks Act, 1999. d) Geographical Indications Registry at Chennai in respect of the Geographical Indications of Goods (Registration & Protection) Act, 1999. e) Registrar Copyright office, IPO Dwarka Office, New Delhi in respect of the Copyright Act, 1957. f) Registrar, SICLD,

IPO Dwarka Office, New Delhi in respect of The Semiconductor Integrated Circuits Layout-Design Act, 2000.

- iii. In view of recruitment of additional manpower in Patent Office and Trade Marks, additional requirement of office space and expansion of present IPO Buildings at IPO locations has become necessary. At IPO New Delhi, office space and IT infrastructure required for accommodating new examiners was made available in the newly constructed IPO building. Additional space was created at IPO Mumbai and Kolkata by refurbishing the existing IPO buildings whereas, at IPO Chennai, requirement of additional spaced has been met through additional construction in the present IPO building by utilising the available FSI. In order to accommodate more manpower in Patents and Trade Marks Office, additional floors are being constructed at Patent Office Delhi in Dwarka Annexe building.

15.4.2 Main Functions of the Office of CGPDTM:

15.4.2.1 The Controller General of Patents, Designs and Trademarks (CGPDTM) has quasijudicial functions. The CGPDTM functions as Controller of Patents & Controller of Designs under the Patents Act and Designs Act, and as Registrar of Trade Marks under the Trade Marks Act 1999 and Registrar of Geographical Indications under the Geographical Indications of Goods (Registration & Protection) Act, 1999. The functions of the Office of the CGPDTM are summarized below:

- a. examination and grant/registration of IP applications
- b. ensuring quality in decisions issued with

respect to the various provisions of the respective IP laws

- c. framing the quality policy for IPO and implementation and monitoring of Quality Management System in IPO
- d. Analysis of outcome of IP-litigations and updating guidelines for examinations and disposal of IP applications
- e. Providing inputs for amendment of IP laws and rules to the Ministry.
- f. Conducting Patent and Trade Marks Agent examination.
- g. Organizing and monitoring IP-training refresher courses and education activities for IPO personnel in order to provide continuous education to IPO officials and upgrade their skill and expertise.
- h. Responding to different international matters linked to international forums, participating as a delegate of Government of India and preparing inputs for such matters.
- i. Functioning as a party to bilateral/multilateral treaties/agreements with different countries for mutual cooperation in IPRs, participating in the meetings in respect thereof, providing inputs from time to time and implementation of related activities.
- j. Monitoring of the IT policy for IPO and implementation of the same.
- k. Organizing public training and awareness programs in IPRs and supporting such activities.

15.4.3 Revenue

15.4.3.1 During the year 2021-22, the Patent Office generated revenue of Rs. 667.49 crore,

Design Wing Rs. 7.69 crore, Trade Marks Registry Rs. 417.76 crore, Geographical Indications Registry Rs. 0.08 crore and RGNIIIPM/PIS Rs. 0.20 crore. Thus, the total revenue generated by the Office of CGPDTM during 2021-22 was Rs. 1093.23 crore, which is 6.42 % higher than the revenue of Rs. 1027.27 crore generated during 2020-21. The total Expenditure during 2021-22 was Rs. 204.07 Crore which was under the establishment expenditure.

15.4.3.2 During the year 2022-23, the total revenue generated by the Office of CGPDTM up to 31st December, 2022 is Rs. 860.34 crore, which includes the revenue of Rs. 530.61 crore by Patent Office, Rs. 6.13 crore by Design Wing, Rs. 323.32 crore by the Trade Marks Registry, Rs. 0.11 crore by the Geographical Indications Registry and Rs. 0.20 crore by RGNIIIPM/PIS. The total nonplan expenditure of the office during the period from April to December, 2022 is Rs. 174.93 crore.

15.4.4 Patent Office:

15.4.4.1 The Patent Offices perform statutory functions relating to the grant of patents for inventions, renewal of patents, amendments, restoration of lapsed patents, grant of compulsory licenses, registration of patent agents etc. under the Patents Act 1970 (as amended) within their territorial jurisdictions.

15.4.4.2 Filing

- i. A total of 66440 patent applications were filed during 2021-22, out of which 55561 patent applications were received through e-filing facility. The number of applications examined during the year 2021-22 was 66571, whereas 30073 patents were granted and number of disposal of applications was 35990 during the above period.

- ii. The number of patent applications filed during the period from 1st April, 2022 to 31st December 2022 was 57778, out of which 54318 patent applications were received through e-filing facility. The number of applications examined during this period was 39403, whereas number of patents granted was 22299 and number of disposal of applications was 41430.

15.4.4.3 Startups

- i. Patents (Amendment) Rules 2016, notified on 16-5-2016, provide fee concession to startups in respect of their patent applications. Startups have to pay patent fees including filing fee at par with a natural person; thereby providing 80% fee concession in patent fees as compared to corporates. Up to 31st December 2022, 7825 new patent applications have been filed by startups availing filing fee concession, whereas 978 patent applications filed prior to notification of the amended rules, otherwise not eligible for filing fee benefit; have been converted to startup status. Applications filed by startups are eligible for expedited examination and, 2393 applications (Requests) for expedited examination have been filed upto 31st December 2022 by startups. Scheme for Facilitating Startups Intellectual Property Protection (SIPP) scheme for benefit to Facilitators of startup applications in Patents, Designs and trademarks has been extended for 3 years.

15.4.4.4 Patent Cooperation Treaty (PCT)

- i. Indian applicants are also increasingly using the Patent Cooperation Treaty (PCT) route to obtain patents in other countries.

Total number of international applications filed during 2021-22 by Indian applicants under the Patent Cooperation Treaty (PCT) was 1933; whereas during 2022-23, till 14th December 2022, the number of such applications filed is 1921.

- ii. The World Intellectual Property Organization (WIPO), a specialized agency of United Nations in the field of Intellectual Property Rights, in its General Assembly meeting held in September- October 2007 at Geneva recognized the Indian Patent Office as an International Searching Authority (ISA) and International Preliminary Examining Authority (IPEA) under the Patent Cooperation Treaty. The Indian Patent Office started functioning as ISA/ IPEA at Patent Office Delhi with effect from 15th October, 2013.
- iii. As on 31st December 2022, the Indian Patent office received 12152 international applications choosing India as ISA, requesting for international search reports and 427 applications choosing India as IPEA for international preliminary examination.
- iv. During 2021-22, 2016 international applications choosing India as ISA were received, whereas during 2022-23, 1437 such applications have been received upto 31st December 2022.
- v. Indian Patent office (ISA) maintains 100% timeliness in establishing the international reports. In the year 2022-23, all reports are being established within the timelines.

15.4.4.5 Dynamic IPO Website and Patent Search

- i. Dynamic Website including separate e-filing portals for each IP has been

established, which is regularly updated in terms of contents so as to improve dissemination of information and bring in more transparency. Details which are freely available on the website, include publications, e- journals for all IPRs, search portals, dynamic utilities, status of processing and disposal of applications, details of hearings, office decisions in contested matters, IP Acts and Rules, Manuals of Practice and Procedures, various Guidelines for processing of applications, international agreements and conventions, feedback mechanism, new schemes launched, news and updates about IPO including training, administrative matters and commercial information, etc.

- ii. A comprehensive and dynamic Patent Search Portal is available on the IPO website. Status of patent applications including publication, examination and grant as well as all the patent documents (after publication) are freely available for public search on the website. Also, the facility for viewing “First Examination Report (FER)”, issued at all locations of Patent Office has been made available Jurisdiction and Group-wise. A weekly list of FERs issued by the Patent Office along with name and E-mail id of the applicant/ agent is published in the website for the benefit of applicants. Besides, the facility for displaying expired/ceased patents by reason of failure to pay the renewal fee has been provided.
- iii. Many dynamic utilities for patents have been made available on the website for the benefit of the public like, expired Patents that are freely available for public use, location and group wise disposal of Patent applications, dynamic First Examination

Report view, Information u/s 146 (Working of Patents) and dynamic status of Patent Applications as per field of invention.

15.4.4.6 E-Filing

- i. A comprehensive E-filing module is available for online filing of all Forms and entries of the First Schedule of The Patents Rules, Trade Marks Rules as amended from time to time. Provisions of Patent (Amendment) Rules, 2019, 2020 & 2021 enlarging the scope of Expedited examination and the amendment in fees have also been incorporated in the comprehensive E-filing module.
- ii. Online filing of patent application and all related forms has been made mandatory for Patent Agents through Patents (Amendment) Rules 2016. The facility for online filing of Trade Mark applications and submission of other forms in trademarks has also been provided.
- iii. With an objective of promoting filing from Educational Institutes, Small Entities & Startups, a reduction in fee has been introduced in Patents (Amendment) Rules 2021 to make their fees at par with natural persons. E-filing system of Patents allows the transmission of documents through a secure online system of IPO. Rule 6(1)/6(1A) of The Patents Rules, 2003 mandates electronic transmission to be duly authenticated. The Information Technology Act, 2000 provides for two mode of authentication i.e. Digital Signature & Electronic Signature. Accordingly, for the purpose of authentication and simplification of existing authentication mechanism, IPO had further implemented a provision of electronic signatures (E Sign), in accordance with The Information

Technology Act, 2000 (IT Act, 2000). The OTP based Patent e Sign system greatly reduces the complexity involved in authentication of documents filed through e-filing mode.

15.4.4.7 Comprehensive Payment Gateway

15.4.4.7.1 The Comprehensive payment gateway has been integrated with the Bharat Kosh portal for the payment of Patents, Trademarks, Designs and GI fees. Thus the e-filing system has been further streamlined to extend the facility of online payments through internet banking, UPI, debit and credit cards using multiple banks (more than 70) with Central Bank as focal and accredited bank.

15.4.4.8 Auto allotment

15.4.4.8.1 Requests for Examination (RQ) filed across four branch office in a particular examination group have been provisioned for auto allotment based on the classification data generated through an artificial intelligence based tool to minimize human intervention and reduce time, effort and manpower.

15.4.4.9 E-communication

15.4.4.9.1 Patent Certificates are now automatically generated and sent to applicants through e-mail. Similarly, First Examination Reports, hearing notices, renewal certificates, filing receipts etc are also sent through e-mail. Applications have been converted into fully electronic format and can be accessed online. Further, SMS alerts are also being sent to the applicants for critical events/ updates.

15.4.4.10 Expedited Examination

15.4.4.10.1 New provisions have been added through Patents (Amendment) Rules, 2019 for increasing the scope of eligibility from two

categories (Startups and Applicants who have indicated India as the competent International Searching Authority or elected as an International Preliminary Examining Authority) to the applicants who are:

- i. Small entities,
- ii. Female applicants
- iii. Departments of the Government,
- iv. Institutes established by a Central, Provincial or State Act, which is owned or controlled by the Government,
- v. Government companies as defined in clause (45) of section 2 of the Companies Act, 2013 (18 of 2013),
- vi. Institutions wholly or substantially financed by the Government,
- vii. Applications pertaining to a sector which has been notified by the Central Government, on the basis of a request from the head of department of the Central Government
- viii. Applicants who are eligible under an arrangement for processing a patent application pursuant to an agreement between Indian Patent Office and a foreign Patent Office

15.4.4.11 Feedback & Grievance Mechanism

- i. A separate Grievance Portal has been provided along with feedback on the IPO website to enable stakeholders to seek status query, and submit their grievance along with suggestions/ feedback relating to IPO functioning and processing of IP applications. IP office promptly acts on stakeholders' suggestions/ grievances and communicate response to the concerned through e-mail.

- ii. Innovative approach for providing Work-From-Home through multi-factor authentication over secure VPN during the period of COVID-19 lockdown has been successfully introduced thereby eliminating the risk of lower output and leveraging the efforts of IPO towards enhanced productivity.

15.4.4.12 Stakeholder meetings

- i. Stakeholders' effective participation and consultation is necessary to build up strong environment of efficiency and trust in IPO functioning. As such, the Department has put focused efforts for prompt redressal of grievances/complaints of stakeholders. In order to receive feedback/suggestions on procedural and technical issues and resolve them promptly, the Secretary, DPIIT conducted meetings with stakeholders at Delhi and Mumbai. Stakeholders meetings are also conducted by CGPDTM at IPO locations.
- ii. Majority of issues raised by stakeholders have been considered and resolved while some issues are under consideration. Response from stakeholders and remedial measures taken by the office were uploaded in the website.

15.4.4.13 SMS Alert

15.4.4.13.1 Office of CGPDTM has launched SMS Alert facility from 1-11-2017 which helps applicants in getting information/updates about successful filings, issuance of FER, scheduled hearings, disposals, oppositions and other critical events.

15.4.4.14 Mobile App Service

15.4.4.14.1 The office has launched official Mobile App for intellectual property rights from 7-12-

2017 which can be downloaded from the official website of CGPDTM <https://ipindia.gov.in> or from Google Play Store.

15.4.4.15 Video Conferencing System

15.4.4.15.1 The Office of the Controller General of Patents, Designs, and Trade Marks began using virtual conferencing in 2018. Starting with a basic configuration of live engagement with stakeholders on electronic platforms, the system has evolved over time in response to numerous suggestions, feedback, and inputs from the IP community. The system has been tailored to the needs of the users. The platform has evolved from a standalone video conferencing tool to integrated software that works in conjunction with application processing technologies. With effect from 16.10.2022, upon direction of HCIM, this office is conducting open house discussion in virtual platform each working day with the stakeholders to address their concern and most of such concern is resolved within a week of communication.

15.4.4.16 Disposals

- i. The number of patent applications examined decreased by 8.9 %, number of grant of patents increased by 5.9% and final disposal of applications decreased by 32% in 2021-22, as compared to 2020-2021 on account of 15991 patent applications which could have disposed of as abandoned cases have not been effected in view of the direction of the Supreme Court's order on period of limitation in view of COVID-19 pandemic.
- ii. Procedural reforms in examination have resulted in increased acceptance of trademark applications for publication from less than 10% to more than 40 %. Trademark applications are generally

being examined within 4-5 months from the filing date.

- iii. In Designs, pendency in examination of new applications has been reduced to one month and continued to be at the same level during 2020-21, 2021-22 and 2022-23 also.
- iv. In Copyright, the examination of the applications is conducted within one month after the compulsory waiting period of one month is over. This trend of examination within one month has been maintained since last three years i.e., 2020-21, 2021-2022 and 2022-23.

15.4.5 Industrial Design Wing

- i. The registration of industrial designs under the Designs Act, 2000 is done by the Design Wing of the Patent Office located at Kolkata. Filing of design application at other locations of Patent office i.e. Chennai, Delhi and Mumbai is also permitted. The modernization programme of Designs Wing has been implemented which includes computerization of records; IT based processing system, online search facilities, public access to E-register, development of user-friendly website, electronic issuance of communications, renewal certificates, registration certificates and creation of a digital library. During 2021-22, the number of new applications for design received was 22699 and 22120 design applications were examined, whereas 15262 designs have been registered.
- ii. Similarly during 2022-23 (from 01.04.2022 to 31.12.2022), the number of new applications for design received was 16034 and 14803 design applications were examined, whereas 14767 designs have been registered.

15.4.6 Trade Marks Registry (TMR):

15.4.6.1 The Trade Marks Registry (TMR) performs statutory functions relating to administration of the Trade Marks Act, 1999 and maintaining the register of trademarks. However, all Examination and Registration related activities are performed at Trade Marks Registry (TMR), Mumbai.

15.4.6.2 Filing

- i. The trend of applications filed for registration of trade marks in India has shown remarkable increase during 2021-22. The number of applications received by TMR has increased from 431213 in 2020-21 to 447805 in 2021-22 and also, the number of applications from foreign applicants has slightly increased from 12619 in 2020-21 to 13721 in 2021-22. Further, during the year 2021-22, 15109 international registrations of foreign applicants under the Madrid System were designated to India for the protection of trademarks. 4,31,520 applications were examined and a total of 3,18,878 applications were disposed of out of which 2,61,408 trademarks have been registered. Out of total filing, 4,34,084 applications have been filed by Indian applicants. Online filing has reached more than 97 % due to e-filing facility for trademark applications and all forms and introduction of 10% differential fees on physical filing through Trademarks (Amendment) Rules, 2017.
- ii. During the period from April to December 2022, a total of 3,43,892 applications for trademarks have been filed out of which 3,37,313 applications have been received through e-filing facility. Out of the total filing, 3,33,190 applications have been filed by Indian applicants.

Applications examined during this period are 2,05,717 and the applications that have been disposed of are 2,34,356 out of which 1,88,632 trade-marks have been registered.

- iii. The total number of registered trademarks in India as on 31st December, 2022 is 28,16,709 out of which the number of Registered Trademarks by Indian applicants is 26,45,708.

15.4.6.3 Madrid Protocol

- i. Indian Trademark Registry functions as an office of origin for Indian applicants who seek international registrations of their trademarks through Madrid Protocol and as an office of designated contracting party for foreign applicants who seek protection of their trademarks in India through international registrations under the Madrid Protocol. These functions are carried out only through the online system.
- ii. Till the end of year 2021-22, a total of 104064 international applications, seeking protection of trademarks in India' were forwarded by WIPO to the Indian Trademark Office for confirming protection of such marks in India, whereas 1,15,462 such applications have been forwarded by WIPO up to 31st December, 2022.

15.4.6.4 Dynamic Trade Mark Search Portal

- i. A dynamic Trade Mark Search Portal has been developed in the IPO website and many dynamic utilities on trademarks have been made available to the public like, online tool for attending to the requests for correction of clerical errors in the trade-mark records, availability of the details of TMR hearing and adjournment,

displaying on real time basis the details of examination of trademark applications, show-cause hearings, publications in the trademark journal, registrations of trademarks, other disposals of applications (i.e. by way of abandonment, refusal etc.), other notices issued monthwise or date wise, classification of goods and services under section 8(1) of Trade Marks Act, 1999 for the purpose of registration of trademarks and online filing of reply to an examination report in respect of trademark application through the comprehensive e-filing services for trademarks.

- ii. Further, the comprehensive details of pending Trade Mark Applications as well as Registered Trademarks including the scanned copies of documents, prosecution history, examination report, copy of the application, copy of the trademark certificate, opposition details etc. have been made available free of cost to the public through the official website.
- iii. A Stock and Flow based Dynamic Utility for Trademarks has been made available to provide the applicants/stakeholders with the facility on real time basis to view the Trademarks under different stocks and the flow of applications at various stages of processing.
- iv. New provisions implemented through Trade Marks (Amendment) Rules 2017 include, reducing the number of Forms from 74 to 8, prescribing one application Form for all types of trademark applications, providing concessions to Startups, individuals and small enterprises, inclusion of e-mail as a mode of service, restricting number of adjournments of hearing to two, 10% concession in prescribed fee for online filing of applications, allowing

expedited processing for the entire trademark prosecution procedure with reduced fee for Individual/Startups/Small Enterprises, etc.

15.4.6.5 Procedural Improvements

- i. Procedural reforms and reengineering in trademark process have brought in improvements in the functioning, which include, updated online search facility for Classification of Goods and Services for Trademarks, automatic allotment of applications for examination, automation of process for registration and renewal so that registration and renewal certificates are automatically processed and dispatched to designated email id of the applicant and also get uploaded in the Electronic Register, providing details of hearing notices and adjournments on the website, etc.

15.5.6 Geographical Indications Registry (GIR):

- i. The GIR is a statutory organization set up for the administration of the Geographical Indications of Goods (Registration and Protection) Act, 1999, which came into force on 15th September 2003. The Registry is situated at Chennai. Total 429 Geographical Indications (GIs) have been registered as on 31st December, 2022. The list of GIs registered from 2004-05 till 31st December, 2022 is available at <http://www.ipindia.nic.in/registered-gls.htm>
- ii. During 2021-22, 116 applications for Geographical Indications were received and 50 applications were registered. During the period from April 1, 2022 to 31st December, 2022, the Geographical Indications Registry has received 178 applications, whereas 12 GI have been

registered and 46 GI Applications has been advertised.

- iii. During the period from April 01, 2021 to March 31, 2022, 574 Geographical Indications Authorised User applications were received and 2201 Geographical Indications Authorised User applications were registered. During the period from April 1, 2022 to 31st December, 2022, the Geographical Indications Registry has received 7514 Geographical Indications Authorised User applications, whereas 5883 Geographical Indications Authorised User applications have been registered and 7385 GI Applications has been advertised.

15.4.7 Rajiv Gandhi National Institute of Intellectual Property Management (RGNIPM) and Patent Information System (PIS), Nagpur

- i. RGNIPM, Nagpur is a specialised institute for catering to training, education, research and think tank functions in the field of Intellectual Property. It provides training to Examiners of Patents & Designs, Examiners of Trade Marks & GI and other officials of IPO. It also organises awareness programmes for users such as patent attorneys, scientists, researchers, industries, universities etc.
- ii. PIS, Nagpur maintains a collection of patent specifications and patent related literature on worldwide basis.
- iii. During the year 2021-22, considering the Covid-19 Pandemic and thereby complying with the government guidelines, RGNIPM has undertaken all its training activities as online webinars and also the departmental, International Programme expect on few occasion as well. RGNIPM has conducted

a total of 413 training programmes during the year. The institute conducted public training programs in which 12 paid webinars of 1-day, 19 paid webinars of 2-days, 8 paid webinars of 3-days, 9 online paid webinar of 1-week, 1 online two-week paid webinar. Apart, RGNIPM, Nagpur has organised 179 awareness training programme under NIPAM and also 179 IPR awareness workshops. Further this institute has conducted 4 departmental training programs & 2 International Training programs were conducted during the year.

- iv. During the period from April to December 2022, a total of 641 programmes were conducted. The public training programmes includes; 41 paid training programmes for general public with durations of 1/2/3 and 1-week were undertaken by RGNIPM. Further this institute has also conducted 592 online Awareness workshops for the benefit of the stakeholders under NIPAM 2.0. Seven (7) departmental trainings were conducted i.e., Five week newly recruited Trade Marks Examiners training programme, 4-week's Hearing Officers of Trademark & GI officials training program, 2-weeks design training program for the Controller of IPOs, 2-weeks online training programme for Administration/Accounts officials of IPOs, 2-weeks training programme of newly recruited Asstt. Registrars of TM and 1-week training programme for SRA, RA and YPE were conducted and 2-week judicial training programme for Examiner, Asst. Controller. Dy. Controller of Patents & Designs. One day Gender Sensitisation program for all IPO's was also conducted. Apart from this, one International training programme i.e. WIPO-India Summer School has also been conducted.

- v. Details of programmes conducted by RGNIPM in last five years, are as follows:

Year	Number of Programs	Participants
2017-2018	94	3021
2018-2019	92	5763
2019-2020	95	5655
2020-2021	156	21077
2021-2022	413	79136
2022-2023 (April-December, 2022)	641	128259

15.4.8 Copyright Office

15.4.8.1 Consequent upon the transfer of work related to copyrights from M/o Human Resource Development (MHRD) to Department for Promotion of Industry & Internal Trade (DPIIT) in 2016 through an amendment to Government of India (Allocation of Business) Rules, 1961, the administration of Copyright Office, the Copyright Board and the Scheme for Promotion of Copyrights and IPR rests with DPIIT. The CGPDTM has been designated as Head of Department (HoD) vide Order No.04-06/2016- CO dated 01.09.2016. The CGPDTM has been appointed as ex-officio Registrar of Copyrights. The Copyright Office is primarily responsible for implementation of Copyright Act and registration of works under the Act. The main functions of this Office are summarized as under: a) Execution of Provisions of the Copyright Act b) Examination of applications and registration c) Supervise the functioning of the registered copyright societies d) Dealing with various copyright matters linked to international fora, participating as a delegate of Government of India at such fora.

15.4.8.2 Streamlining of Work in Copyright Office:

15.4.8.2.1 The activities of the Copyright Office have been streamlined to reduce the pendency of applications for registration of Copyrights. A full time Registrar of Copyrights has been appointed by the Central Government on 07.08.2017. The Copyright Office has been shifted to the Intellectual Property Office, Boudhik Sampada Bhawan, Dwarka, New Delhi from August Kranti Bhawan, Bhikaji Cama Place, New Delhi to bring all IP offices of Delhi under one roof. After streamlining of process, the following achievements are highlighted: -

- i. After the mandatory waiting period of 30 days from receipt of application is over, the pendency in examinations has been brought down to less than 1 month and this trend has been maintained during 2020-21 and 2021-22 also.
- ii. There is no pendency for registration of copyright except cases under statutory waiting period.
- iii. Various improvements have been undertaken by the Copyright Office to revamp the website 'www.copyright.gov.in', such as, E-register tab which contains list of all the Registration Certificates issued by the Copyright Office on monthly basis, New Application tab with details of all the applications received during the month to give notice of the application to concerned persons, Public notice and annexure tab containing the objections/feedback/comments on an issue pertaining to general public at large and the facility to upload soft copies of Literary/Dramatic and Artistic works along with other related documents on its online portal.

- iv. The Copyright Office has introduced video conferencing as an alternate mode of hearing in matters listed for hearing. The Copyright Office has introduced the facility of online filing of objections against the application received for registration. The applicant may submit the documents online required at the time of hearing.

15.4.9 Azadi ka Amrit Mahotsav (AKAM):

15.4.9.1 To contribute towards building an Aatmanirbhar Bharat by participating in Government of India's initiative 'Azadi Ka Amrit Mahotsav, the Office of the CGPDTM launched a mission, namely, the National Intellectual Property Awareness Mission (NIPAM) on 08 December 2021. Under the Mission, from 08 December 2021 to 14 August 2022, more than 1.15 million students and faculty across the country have been sensitized about Intellectual Property Rights.

15.4.9.2 After 15 August 2022, the Mission has been strengthened and continued as an ongoing flagship program of the Office of the CGPDTM to impart IP awareness in educational institutes. From the period from 16 August 2022 to 31 December 2022, more than 1.5 lakhs students and faculty have been sensitized about Intellectual Property Rights.

15.5. Central Pulp and Paper Research Institute, Saharanpur

15.5.1 Central Pulp and Paper Research Institute is an Autonomous Organization, registered under the Societies Registration Act. The institute operates under the administrative control of Department for Promotion of Industry and Internal Trade (DPIIT), Ministry of Commerce and Industry, Government of India. The institute works towards improving the sustainability and competitiveness of Indian Paper Industry.

15.5.2 This is a unique organization working towards improving the sustainability and competitiveness of Indian Paper Industry through R&D innovations and rendering quality technical & consultancy services in area of Resource Conservation, Environmental Friendly Pulping & Bleaching Technologies, Process Up gradation, Waste Paper Recycling & Reuse, Water & Energy Conservation, Improving Performance of Pollution Control Systems, Alternate Treatment Options, Waste Minimization through Conversion of Waste to Value Added Products etc.

15.5.3 The affairs of the Institute and its functionalities are executed as per a duly approved Memorandum of Association (MoA), as amended with due procedure from time to time.

15.5.4 As per the Section 6 of the MoA of CPPRI, the affairs of the Institute are entrusted as required under Section 2 of the Societies Registration Act 1860 to a governing body, now referred to as the Council of Association (CoA) of CPPRI.

15.5.5 The Council of Association of Central Pulp & Paper Research Institute (CPPRI) is the supreme body consisting of members from Ministry of Commerce and Industry, Department of Science & Technology (DST), Council of Scientific and Industrial Research (CSIR), Indian Council of Forestry Research and Education (ICFRE), Indian Institute of Technology (IIT), Roorkee, Indian Newsprint Manufacturers Association (INMA), Indian Agro and Recycled Paper Mills Association (IARPMA), Indian Recycled Paper Mills Association (IRPMA) and Indian Pulp and Paper Technical Association (IPPTA) etc. The President of Council of Association of CPPRI is appointed by Government of India. Shri Anurag Jain, IAS, Secretary, Department for Promotion of Industry

and Internal Trade, Ministry of Commerce and Industry, Government of India is the present Chair of the Council.

15.5.6 The Research Advisory Committee (RAC) of Central Pulp & Paper Research Institute (CPPRI) comprises of prominent scientists and technologists and also representatives from Department for Promotion of Industry and Internal Trade (DPIIT), Ministry of Commerce & Industry, Government of India, Department of Science and Technology (DST), Council of Scientific and Industrial Research (CSIR), Indian Council of Forestry Research and Education (ICFRE), Indian Institute of Technology (IIT), Roorkee etc. The RAC monitors the progress of various projects carried out by the institute under Project Based Support of DPIIT (Formerly Five-Year plan Projects). Shri Anil Agrawal, IPS, Additional Secretary, Department for Promotion of Industry and Internal Trade, Ministry of Commerce and Industry, Government of India is the Chairman of RAC at present. The RAC has been reconstituted in the meeting of the Council of Association held on 12/7/ 2022.

15.5.2 Major Achievements during 2021-22

- 1) **NABL Accreditation:** The Environmental Management Division was successful in getting NABL accreditation for ambient air pollution parameters viz PM 10 , PM 2.5, SO₂ ,NO₂, and stack emissions pollution parameters viz SPM , SO₂, NO₂,O₂, CO₂, CO and H₂S as well as water pollution parameters viz Sodium , Potassium, Calcium, Magnesium , Oil & Grease and Hardness.
- 2) **Production of Dissolving Pulp from Whole Jute:** National Jute Board is the apex body which takes cares about cultivation and utilization of jute plant. Keeping in view of the fibre property National Jute Board

made a plan for utilization of whole jute for production of dissolving grade pulp, which is the highest purity alpha cellulose pulp. After due experimentations, the challenge due to high silica content in the raw material was overcome and the team was successful in producing bleached pulp with +94% alpha cellulose with all other characteristics in the desired range as required for a dissolving grade pulp. The trial of conversion of pulp to viscose and to fibre was carried out successfully at Aditya Birla Science and Technology Co. Ltd. Mumbai Maharashtra. Based on the successful trial results of laboratory scale, National Jute Board awarded a project for pilot plant scale trials entitled **“Production of Pilot Scale Whole Jute Dissolving Pulp for Viscose Fibre”**.

3) **Development of Technology for Pilot Scale Bleaching of Pulp Employing Ozone:**

Under RSC-DCPPAI funded project, an ozone based bleach reactor has been designed and commissioned at CPPRI. The equipment can carry out ozone bleaching of unbleached pulp up to 5 kg at various consistencies. Experimental results of ozone treatment to various pulp samples in this reactor are very encouraging.

4) **Monitoring of Grossly Polluting Industries:**

- a) CPPRI carried out monitoring of the technological environmental status of over **126 Grossly Polluting Industries (GPI)** located in Ganga & Hindon River Basin in the states of Uttar Pradesh (Noida, Muzaffarnagar, Shamli, Baghpat, Meerut, Dadri), Uttarakhand (Kashipur, Jaspur, Haridwar, Lalkuan, Roorkee) and Haryana (Karnal, Sonapat, Yamuna Nagar, Ambala,

Kurukshetra). The units included diverse sectors like pulp and paper, electroplating, textiles, chemicals etc. For the year 2021- 22, CPPRI was nominated as Nodal Center for Pulp & Paper Sector under GPI Project.

- b) Under the project CPPRI team along with respective State Pollution Control Board team conducted joint inspection for collection of primary and secondary data / information, samples of effluent generated, discharged, mixed liquor suspended solids (MLSS) , upstream and down stream of the receiving tributary / river as well as ground water samples.
- c) A detailed inspection report for each unit along with ETP adequacy evaluation, recommendation and suggestions are being submitted to the CPCB for necessary action at their end.

5) **Firm Level Demonstration of Technologies and Productivity Enhancement for the Pulp & Paper Industry (UNIDO (IC-ISID) Project):**

Under the project a pre - pilot scale trials on membrane filtration were carried out at an agro based paper mill by UNIDO for treatment of paper machine back water and secondary treated effluent. The preliminary results were found to be encouraging. Based on the results, the configuration and specifications of skid mounted pilot scale Membrane filtration System for tender document were deliberated and finalized jointly by CPPRI & UNIDO.

- 6) **Participation in Proficiency Testing Exercise:** As a mandatory requirement of NABL 17025: 2017 the Environmental Management Division participated in Proficiency Testing Exercise for pH ,

Total Dissolved Solids, Color, Sodium , Potassium , Calcium , Magnesium, Stack Emission (SO₂& NO_x) and Ambient Air (SO₂&NO₂) and achieved satisfactory Z score. The Performance of the division was satisfactory in PT exercises related to process of Sampling of Gases (SO₂& NO_x) in Stack Emission and Process of Sampling of Gases (SO₂&NO_x) in ambient air.

7) International Cooperation: Tree trimming sample received Alexandria Paper mill (Egypt) were received and evaluation for various pulp and paper properties was carried out as per the scope of the project.

8) MOU Signed

- i. A MOU was signed in March 2022, with Nestle India for evaluation of rice straw and wheat straw for production of packaging grade paper board for food packaging.
- ii. A Memorandum of Agreement was signed between Central Pulp & Paper Research Institute (CPPRI) & ICAR- Indian Agricultural Reserach Institute (IARI) , New Delhi for joint collabrative study on Land Application of PuLP & Paper Mill Effluent through Modern Irrigation Methods

9) Infrastructure Developed

- i. An Ozone Reactor was fabricated and has been installed in the Pulping Bleaching Division.
- ii. The following facilities were created for testing of Food Grade Packaging Paper:-

a) Atomic absorption spectrometer (AAS): For metal ion analysis **Atomic Absorption Spectrometer (AAS)** was procured

(“AnalytiKJena”, Model No. ZEE nit700p). Instrument is being utilized for analysis if heavy metal analysis such as Al, As, B, Ba, Ca, Cd, Co, Cu, Cr, Fe, Hg, K, Mg, Mn, Na, Ni, Pb, Se, Sb, V, Zn As, Sb, Se, and Hg in food packaging paper samples and water samples.

b) Gas chromatograph (GC) : Gas chromatograph (GC) was procured from Shimadzu (GC-2030). This instrument is being utilized for the analysis of PCPs and PCBs in food packaging paper samples. It can work on two detectors ECD and FID. Instrument possesses an auto-sampler with sampler capacity of 150 samples at a time. Auto-sampler can inject minimum 1 µL to 10 µL maximum sample at once. It can work on both split and splitless mode.

10) Technical and Consultancy Services:

Technical and consultancy services were rendered to various pulp and paper mills and allied industries, technology and chemical suppliers by way of evaluation of raw materials, pulp and paper samples, pulping additives, deinking chemicals, sizing chemicals, stickies control agents, evaluation of suitability of newer grades of imported waste paper, characterization and analysis of various fibrous and non-fibrous raw materials, environmental samples as well as providing assistance in trouble shooting, adequacy assessment, performance evaluation of various process operations, effluent treatment plant and pollution control equipment leading to internal revenue generation of around Rs 326.58 lacs.

15.5.3 Statistical Cell: The statistical cell of the institute continued its activity on regular updation of database on the Indian paper sector.

The data so collected was used to provide inputs to stakeholders as per their requirements. Besides providing valuable data analysis and interpretation support to the parent department for issues connected to FTA negotiations and quality control order, the Cell is now recognized as a think tank for policy related issues for the pulp, paper and allied industries

15.6 Indian Rubber Manufacturers Research Association (IRMRA), Thane

15.6.1 Overview

15.6.1.1 The Indian Rubber Manufacturers Research Association (IRMRA), registered under the societies Registration Act 1860, was established in 1958 as a scientific and industrial research organisation for promoting basic and applied research and technological development activities in the field of rubber and allied materials. IRMRA's progress is monitored and governed by a Governing Council consisting of members from Central and State Governments, Rubber Industries, and premier Research Institutes, and is functioning under the administrative control of DPIIT, Ministry of Commerce & Industry, Govt. of India. Over the last 60 years, IRMRA has expanded and diversified its activities in both tyre and non-tyre sectors and has become a unique R&D 'Centre of Excellence' at par with any internationally renowned Institute of repute in the World. IRMRA secured several Quality Credentials like ISO 9001 certificates, NABL accreditation, BIS recognition, DGMS accreditation, CEMILAC etc. IRMRA has also expanded its facilities at East and South regions. IRMRA has at present a total membership of 401 units spread all over the country. This consists of 324 ordinary members and 77 Life time members.



IRMRA Head Office

Address : Plot No. 254/1B, Road No. 16 V, Wagale Industrial Estate, Thane (W)-400604

IRMRA, South Centre	IRMRA, East Centre
Address: Central Expressway, Near Sri City Trade Centre, Sri City, Chittor District, Andhra Pradesh - 517646	Address: Rubber Park, SARPOL, P.O. Dhulagarh, P.S. Sankrail, Dist.: Howrah- 711302, West Bengal.

15.6.2 Aims & Objectives:

15.6.2.1. IRMRA is engaged in serving rubber and allied industries in research, technology development, testing and certification, industrial consultancy and manpower development so that the Indian industries can compete effectively in the global business.

15.6.3 OBJECTIVES

15.6.3.1 To promote small, medium and large scale rubber and allied industries in the field of rubber & allied materials, conduct R & D activities and train their manpower

15.6.4 Major activities:

15.6.4.1 Research and Development :-

15.7.4.1 IRMRA has carried out fundamental and applied research in the areas of synthesis and characterization of nano fillers, composites,

and rubber chemicals, apart from design and development of many critical rubber components to public sectors like defence establishments, railways, Bhabha Atomic Research Centre, Indian Space Research Organisation, Indian Oil Corporation etc.

15.6.4.2 The engineers of IRMRA designed, developed, tested and validated many critical rubber components such as segmental bearings for propeller shaft, High performance seals for doors and hatches, bush pad and shock mounts, expansion bellows for suction and discharge compensators, rubber diaphragms etc., for Indian Naval Ships (INS). IRMRA is also entered into collaborative research with Premier institutes like IIT.

15.6.4.3 Material Testing and Certification:

This division is supporting the non-tyre rubber product manufacturing industries and end users by periodically carrying out testing and certification of products as required by customers. The inter-laboratory testing programme conducted with various national and international laboratories which proved the repeatability and reliability of our test results. No. of reports generated from April 21 till date – 2600 nos.

15.7 National Council for Cement and Building Materials, Ballabgarh

15.7.1 Introduction

15.7.1.1 National Council for Cement and Building Materials (NCB), an autonomous organization under the administrative control of DPIIT, Ministry of Commerce and Industry, Govt. of India is devoted to research, technology development & transfer, testing, education, providing technical support and industrial services to cement, concrete and construction sector. NCB carries out its activities through its

units/offices located at Ballabgarh, Hyderabad, Ahmedabad and Bhubaneswar.

15.7.1.2 NCB's activities are carried out through the following six Program Centres:

- i. Cement Research and Independent Testing (CRT)
- ii. Mining, Environment, Plant Engineering and Operation (CME)
- iii. Construction Development and Research (CDR)
- iv. Industrial Information Services (CIS)
- v. Continuing Education Services (CCE)
- vi. Quality Management, Standards and Calibration Services (CQC)

15.7.1.3 The major activities carried out during the year 2022-23 at NCB Ballabgarh and its units are given below.

15.7.2 Centre For Cement Research and Independent Testing (CRT)

15.7.2.1 The Centre executes its activities through five programmes viz. Cements and Other Binders, Wastes Utilization, Refractories and Ceramics, Fundamental and Basic Research and Independent Testing. During the year 43 Sponsored Projects and 2 Programmed Project were completed and 8 Programmed Projects were pursued.

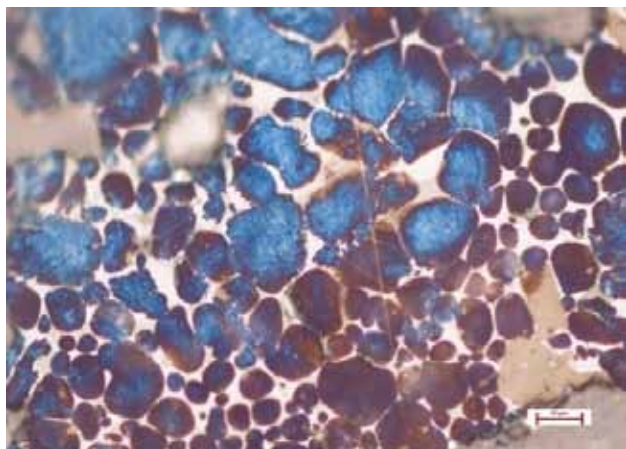
(i) Cements and Other Binders

a) Establishing Limestone Consumption Factor (LCF): NCB has carried out Limestone Consumption Factor (LCF) studies for cement plants from all over the country and so far established the same for 229 cement plants. During the year, LCF studies were completed for 18 cement

plants from Andhra Pradesh, Chhattisgarh, Madhya Pradesh, Rajasthan Telangana, Karnataka and Tamil Nadu.

b) Development of Belite Calcium Sulpho-Aluminate (BCSA) Cement Using Low Grade Limestone and Industrial Waste:

In this work 23 sets of raw mixes were designed with lower LSF and using different types of industrial waste and studied burnability at 1250 and 1280°C. The BCSA cement blends showed very fast setting behavior. However the cement prepared using combination of BCSA showed better initial age mechanical performance than its Portland Cement (PC) counterpart. The use of supplementary cementations materials like fly ash and GBFS along with BCSA clinker showed a little enhanced setting time values and better initial age strength values.

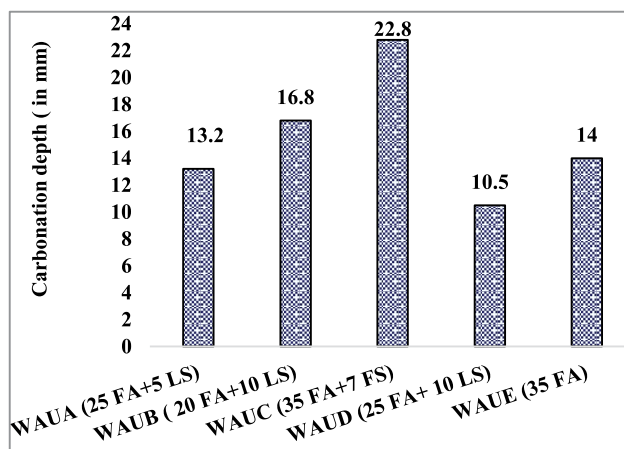


Optical Micrograph of Lab Fired BCSA Clinker

(ii) Waste Utilization

a) Investigations on Development of Portland Composite Cements Based on Fly Ash and Limestone: In this study, Portland composite cement blends (PCC) were prepared (140 nos) with four types of clinker from different regions of India along with the regional available fly ash

(15-35%) and limestone (5, 7 & 10%). Based on the results of cement mortar and concrete durability, a total of 35% replacement of clinker by fly ash and limestone. (keeping limestone content upto 7% in it) was recommended. Draft code formulation for submission to BIS is underway. Fig. representing the results of accelerated carbonation depth in the concrete specimens prepared with PCC is compared with PPC.



Accelerated carbonation depth in the concrete specimens prepared with PCC is compared with PPC.

b) Technical feasibility of using FGD gypsum in cement manufacture: Globally, Flue Gas Desulfurisation (FGD) systems have been installed in many thermal power plants in developed countries and FGD plants have been in operation in US since 40 years. In India also the standards set by the MoEF&CC for coal-based thermal power plants came into force by which FGD systems needs to be installed in them. Accordingly, a R & D project on technical feasibility of using FGD gypsum in cement manufacture is taken up. In this project FGD gypsum is obtained from thermal power plants and other raw materials from Cement industries. The FGD is characterized for their chemico-mineralogical properties.

Preparation and evaluation of different cement blends using above materials at different proportion and fineness levels are underway to study the effect of the by-product gypsum, FGD on properties of cements and concrete.

c) Utilization of Lime Sludge Generated from Paper Industry in the Manufacture of Cement:

Lime sludge is a waste material generated in pulp and paper industry during the kraft process of wood. Lime sludge is available in considerable amount with a legacy stock of 67 MT and annual production of 5 MTPA. As cement production is growing, the limestone reserve will be depleted and it can only sustain few years. Hence, as valuable replacement of limestone, lime sludge may be utilized as raw material for Portland cement clinker or as a performance improver in Ordinary Portland Cement. The utilization of paper industry waste lime sludge may bring sustainable development and favour circular economy if it is being effectively used in cement industry. Hence, NCB has taken up R&D for utilization of Lime sludge effectively in manufacturing of cement and looking forward to production application of lime sludge.

d) Investigations on Utilization of Phosphogypsum in Cement Manufacturing:

Phosphogypsum is generated as a by-product during the manufacture of phosphoric acid. Approximately 4.5-5.5 tons of phosphogypsum is generated per ton of phosphoric acid production using wet process. Apart from the yearly generation of phosphogypsum, there is an additional issue of legacy stock of unutilized phosphogypsum of about 64.65

mt at various fertilizer plants accumulated over the years.

In the manufacturing process of cement, phosphogypsum could be used as a replacement of natural gypsum which plays the role of a set retarder. Therefore a project on investigations on utilization of phospho-gypsum in cement manufacturing was taken up. Phospho-gypsum along with mineral gypsum and clinker from different sources were collected for this study and their chemical, mineralogical and thermal characterizations were carried out. OPC blends were prepared using phosphogypsum and evaluated for chemical and physical properties. Initial results were found to be very encouraging. Further investigation is underway.

e) Investigation on mineral carbonization mechanism of various industrial waste and by products:

Hon'ble Prime Minister has committed for net zero carbon emissions by 2070 at the COP26 summit in Glasgow in November 2021. Cement Industry being a potential generator of CO₂ emission to the tune of 7% and accordingly there exist a potential to reduce emission of CO₂ gases into atmosphere by developing appropriate techniques. In this project various industrial waste/by-product having adequate quantity generation and having desired chemistry for carbonation are identified. Material such as various types of slag, etc. are studied for mineral carbonation. Investigation is underway for its conversion to value added product.

f) Investigations on development of Portland Dolomitic Cements (PDCs) using high MgO limestone and dolomitic grade limestone from different geographical

regions: In India, PPC, PSC and recently, Composite Cement are being produced commercially. However, producing Portland Dolomitic Cement using high MgO and dolomitic limestone from different geographical regions of cement sector is the need of the hour. The present work deals with the effect of high MgO limestone and dolomitic limestone, their percentage and preparation method on chemical and mechanical properties of resultant Portland Dolomitic Cements (PDCs). Accordingly, raw materials are collected from different zones of the country and different compositions are prepared by intergrinding. After preparation, the blends are characterized for their physical and chemical characteristics. Further investigations are underway.

iv. Independent Testing

a) Development of Zeolite for Oxygen Concentrator by using Raw materials of Cement Industry: Zeolites are highly crystalline, porous aluminosilicate earth metal minerals framework open structures. They are useful for O₂ purification from air, ion exchange and good catalytic properties. Due to the scarcity of oxygen concentrator during Covid-19 in India in 2021, zeolite was imported from abroad. So NCB took initiative under Atmanirbhar Bharat in mission mode for the development of zeolite for oxygen concentrator by using cementitious raw materials. NCB has successfully developed zeolite for oxygen concentrator by economical green sol-gel method.

The prototype of zeolite developed under the R & D project entitled “Development of Zeolite for Oxygen Concentrator by using Raw materials of Cement Industry” was inaugurated by Addl. Secretary, DPIIT, Sh. Anil Agarwal on 24th Dec 2021 on the occasion of 59th NCB day. NCCBM

is working on the technology of using the cheap and abundantly available raw materials used in cement manufacture for developing zeolite that can be used in the manufacture of oxygen concentrators. A prototype of the same was prepared and displayed in CRT.



Inauguration of a prototype of zeolite by Addl. Secretary, DPIIT, Sh. Anil Agarwal

(iv) Independent Testing: The number of samples tested during the period was around 7605.

Publications/Patents: During the year there were 15 research paper published in international review journals and seminars. One patent was filed.

15.7.3 Centre for Mining, Environment, Plant Engineering and Operation (CME)

15.7.3.1 The Centre provides entire range of services from identification of site to commissioning of the cement plant including Project Engineering & System Design, Process Optimization & Productivity enhancement studies, Advance Fuel Technology Energy and Environment audits etc. Recently centre developed working model of cement plant for demonstration to the students & visitors.



Working Model of Cement Plant



Working Model of Cement Plant Inaugrated by Shri Anil Agrawal, Additional Secretery-DPIIT

a) The research projects being undertaken / completed by the Centre are:

- i. Enhancement of Alternate Fuel including plastics and its impact assessment for enhancing the utilization of plastic waste in cement kilns and assess its impacts on plant operation, environment and productivity.
- ii. Solar thermal calcination of phosphor-gypsum for cement manufacture for

enhancing utilization of PG by solar thermal calcination in cement manufacture.

- iii. Process design and integration of Refuse Derived Fuel (RDF) gasification in the cement manufacturing process to help overcome limitations of RDF combustion currently being practiced by Indian cement plants.
- iv. Improvement in Clinker quality and Increase % TSR by the Application of Artificial Intelligence, the project has been taken up considering the relevance of Industry 4.0/AI in Indian cement industry. NCCBM has done a tripartite agreement with M/s Livnsense Technologies Pvt. Ltd. and M/s J K Lakshmi Cement to develop predictive models to enhance TSR through liquid AF in the cement plant.
- v. Design and Development of Transfer Chute to handle Alternate Fuels and their mix in Indian Cement Plants which includes development of simulation and modelling of chute for different types of Alternative Fuels.



Transfer Chute Setup to handle Alternate Fuels Installed at NCB Ballabgarh

b) The Centre has executed / currently executing the following projects on sponsorship basis:

- i. Preparation of Marketing Report

- for utilization of Flue Gas Desulphurization (FGD) Gypsum of power plants in VSR region for NTPC Ltd.
- ii. DPR for setting up a Cement Grinding Unit at Kannur, Kerala for M/s Malabar Cements Ltd, Kerala
- iii. Preparation of Detailed Project Report for setting up a 0.3 mtpa Bulk Cement Terminal at Ernakulam wharf, Cochin Port Trust, Kerala for M/s Malabar Cements Ltd, Kerala.
- iv. Detailed Project Report for Installation of Alternative Fuel Resource Supply Plant & Co-Processing of RDF/AFR at Rotary Kiln System at M/s Malabar Cement Ltd, Kerala
- v. Project Monitoring and Control (PMC) Consultancy Services for setting up a 600 tpd Cement Plant in RoC for Government of RoC



600 tpd Green Field cement Plant at Republic of Congo, Project Management by NCB

- vi. Mandatory Energy Audit of Line-1 & II M/s Prism Johnson Cement Ltd, Satna, MP
- vii. Mandatory Energy Audit at M/s UTCL, Unit-APCW, Tadipatri, Andhra Pradesh
- viii. Walk through audit at Cement Corporation of India (CCI) Tandur

- ix. Performance assessment of Air Pollution Control Equipment (APCE) carried out (M/s Dalmia cement (Bharat) Ltd, Kadapa, Andhra Pradesh.
- x. Performance assessment of Air Pollution Control Equipment (APCE) undertaken at M/s Calcom cement India Limited, Umrangshu, Assam.
- xi. Process audit for capacity enhancement of pyro processing and raw mill-4 at M/s Tanzania Portland Cement Company Limited (Twiga Cement), a member of Heidelberg group.



Process audit for capacity enhancement of pyro processing and raw mill-4 at M/s Tanzania Portland Cement Company Limited (Twiga Cement)

- xii. Optimization study of two cement mills at Lumshnong unit and one cement mill at Guwahati unit of M/s Star Cement Limited, Meghalaya
- xiii. Optimization study of two Vertical Roller Mills at Lumshnong unit and one cement mill at Guwahati unit of M/s Star Cement Limited Lumshnong, Meghalaya
- xiv. Technology selection report for new cement kiln for M/s Star Cement Limited
- xv. Heat balance study on Kiln M/s JK

Cement Limited, Nimbahera and Mangrol, Rajasthan

- xvi. Consultancy services for installation of tyre chips for M/s Oman Cement Company, Oman



Consultancy services for installation of tyre chips for M/s Oman Cement Company, Oman

- xvii. D/o Land at Sector G-7/G-8, Narela Sub city. SH- Design Supply installation and construction including operation of integrated packaged type sewage treatment plant (totalling 7.87 MLD Capacity) on MBBR Based technology STP in Pocket 5, 6 and 7 of Sector G-7/G-8, Narela Complete on turnkey basis for M/s Delhi Development Authority
- xviii. SITC of pumping stations for supply of treated effluent water from Keshopur STP to various parks of Vikas Puri under west zone, SDMC for M/s Delhi Development Authority
- xix. Comprehensive operation and maintenance contract of 4 Nos. truck mounted suction cum jetting machines 8 KL capacity in the jurisdiction of North DMC for further 3 months for M/s North Delhi Municipal Corporation

- xx. Development of Sports facilities and children play ground at Jaunti Village ward no-35 N in Narela Zone and Part B – Provision of EI & other allied works for M/s North Delhi Municipal Corporation
- xxi. Construction of 12 Class Rooms in MC Pry School in Mungeshpur (Girls) ward no-29 (Old) in Narela Zone and Part B – Provision of EI & other allied works for M/s North Delhi Municipal Corporation
- xxii. Comprehensive AMC (Annual Maintenance Contract) for Repair and Maintenance of Tube wells installed at various Mpl. Parks under Keshav Puram Zone for M/s Municipal corporation of Delhi
- xxiii. Comprehensive AMC (Annual Maintenance Contract) for Repair and Maintenance of Tube wells installed at various Mpl. Parks under Rohini Zone for M/s Municipal corporation of Delhi
- xxiv. Construction of 20 Nos Class rooms, 1 office, 1 computer rooms, 1 sports room and toilets blocks for (Boys and Girls on each floor) in M.C. Pry. School E-4 J.J Colony Bawana in ward no. 30 after demolishing of Existing structure in Narela zone. Sub Head: P/o EI and other allied works for M/s Municipal corporation of Delhi
- xxv. Construction of 12 Nos Class rooms, 2 Nursery room, 3 offices, 2 computer rooms, 1 science room, 1 sports room and toilets blocks for (Boys and Girls on each floor) in M.C. Pry. School B-2 J.J Colony Bawana in ward no.

- 30 after demolishing of Existing structure in Narela zone. Sub Head: P/o EI and other allied works for M/s Municipal corporation of Delhi
- xxvi. SITC work of existing fixed type towers (unserviceable) with new HM towers (07 nos.) 20mtr. Height along with the provision of 250 watt LED flood light fittings 9 nos. in HM towers at DTC Dichau Kalan Depot, BBM Depot, ShadiPur Depot and Wazir Pur Depot for M/s Delhi Transport Corporation
- xxvii. Providing and Fixing of street lights on existing poles with allied accessories at dark spots surveyed and listed by safetipin at various location in ward no .2N, 3N, 4N, 5N, 29N, 30N, 31N, 35N, 36N & 39N under Narela Zone for M/s Municipal corporation of Delhi
- xxviii. Providing and Fixing of Poles with Street lights at dark spots surveyed and listed by safetipin at various location in ward no .2N, 3N, 4N, 5N, 29N, 30N, 31N, 35N, 36N & 39N under Narela Zone for M/s Municipal corporation of Delhi
- xxix. Construction of permanent Administrative Block Building at DTC Hasanpur Depot for M/s Delhi Transport Corporation
- xxx. Construction of permanent Administrative block building at Rohini Depot-III for M/s Delhi Transport Corporation
- xxxi. Energy Audit of replacement of Conventional luminaries with LED Luminaries for M/s East Delhi Municipal Corporation
- xxxii. Construction of administrative-cum- academic block at RBIPMT Hospital Sub Head: SITC Of Fire Fighting System for M/s North Delhi Municipal Corporation
- xxxiii. Survey, Design, Supply, Installation, Testing & Commissioning with post commissioning 5 years operation and comprehensive maintenance of one Biogas Electricity Generating System for a capacity of 05 tonnes per day (TPD) Bio-degradable Waste at 'Waste to Wonder', Millennium Park, Sarai Kale Khan, New Delhi Central Zone under SDMC for M/s South Delhi Municipal Corporation
- xxxiv. Construction of 200 Bedded Balak Ram Hospital Ward Block at TimarPur, New Delhi. Sub Head:- S.I.T.C of Fan and Fittings for M/s North Delhi Municipal Corporation
- xxxv. Construction of Administrative cum Academic block at RBIPMT in C 281/ CLZ/ Sub Head: SITC of Fire alarm and fire detection system for M/s North Delhi Municipal Corporation
- xxxvi. Construction of ROBs/RUBs in Delhi for M/s North Delhi Municipal Corporation
- xxxvii. P/o Fire Fighting arrangement in EDMC Primary Schools Sabhapur Gujran, Ankur Enclave, Rajeev Nagar (Urdu), Biharipur, Mustafabad, Mansarovar Park, Jagatpuri, East Rohtash Nagar and Seelampur Hindi in ward No. 61-E, 62-E and 64-E and 58-E, 38-e, 37-e and 39-E under Shahdara (North) Zone for M/s North Delhi Municipal Corporation

- xxxviii. Electrical supply arrangement for additional 30 nos. Trommels to be installed at top of SLF Bhalaswa. SH: SITC of 1x1250 kVA CSS (Compact Sub-station), HT and LT cables, HT and LT Panels, Flour Panel, Cable transmission structure and LED flood lights etc. for electrical supply to Trommels at top of SLF BhalaswaMpl. W.No. 20 N for M/s North Delhi Municipal Corporation
- xxxix. Construction of Hostel Block for Boys and Girls in Medical college at Hindu Rao Hospital in C-280 CLZ. Sub Head: P/o Sub-station, bus riser, LT panels, Earthing, Lighting conductor and External Lighting (part 2 and 3) for M/s North Delhi Municipal Corporation
- xl. Provision of Street Light Poles with LED lights in Shaheed Bhagat Singh Park, Park near Shivpuri Kallad, municipal park Shivpuri Khasra no 224 and some different locations in SagarPur west, ward no 31 S under Najafgarh zone for M/s South Delhi Municipal Corporation
- xli. Provision of lighting arrangement with galvanized poles in parks of Nangal Dewat village, C-6 Vasant Kunj, C-9 Vasant Kunj, C5 Vasant Kunj in ward no. 50S and approach road of Bamnauli Village and Dhoolsiras village under NGZ for M/s South Delhi Municipal Corporation
- xlii. Provision of Air Conditioning Facility, Lighting points, Power Points, Air Conditioner, Wall mounted fans ceiling lights at ICU in Ground Floor Delivery Suite at 1st Floor and Panchkarma Centre at 2nd Floor Online UPS in Electrical Cable for ICU Dialysis unit and lifts; Exhaust Fan for Medical Store in Basement, Ground Floor 1st Floor and 2nd Floor portable OT Examination Light at 100 Bedded Tilak Nagar Colony Hospital under West zone for M/s South Delhi Municipal Corporation
- xliii. Construction of 100 Bedded Hospital at Tilak Nagar, New Delhi under west zone. Sub Head:- Provision of Lighting arrangement at Third floor, Fourth floor, Fifth Terrace floor and LT Main Panel in Tilak Nagar Colony Hospital Under West Zone/SDMC for M/s South Delhi Municipal Corporation
- xliv. Renovation/up-gradation work of electrical installation of DTC Central workshop-II for creation of new DTC depot for M/s Delhi Transport Corporation
- xlv. Renovation work of existing tower light fitting and flood/ Street light fitting installed in the various unit of DTC depot for M/s Delhi Transport Corporation
- xlvi. Supply, Installation, Testing and Commissioning along with 05 year Comprehensive Maintenance of Oxygen Gas pipe system with Manifold, in Ward Block for 100 beds (Ground to 3rd floor) Balak Ram Hospital in Timarpur, Civil Line Zone for M/s North Delhi Municipal Corporation
- xlvii. Providing and fixing of 5 mtr long

GI Octagonal poles and 12 Mtr long semi High Mast pole along with LED Light fitting and allied accessories in various Co-operative Group Housing Societies, parks and other Dark Spots in ward no. 20-S Vikas Puri under West zone for M/s South Delhi Municipal Corporation

xlvi. Improvement and development of Lighting arrangement with octagonal poles (with fittings) in parks and streets of Pocket-A sukhdev Vihar in ward No.-89S under central zone for M/s South Delhi Municipal Corporation

xlix. Making Good the Street light deficiency of Community Centre, KP Block, Pitampura under KPZ.

I. **Sub Head:** Improvement of Street lighting arrangement of Community Centre, KP Block, Pitampura under KPZ for M/s North Delhi Municipal Corporation.



Indian International Convention Centre at Dwarka Sec-21



International Exhibition cum convention centre at Pragati Maidan



Project Model for General Pool Residential colony at Kasturba Nagar New Delhi

15.7.4 Construction Development and Research (CDR)

15.7.4.1 Centre for Construction Development and Research (CDR) is providing technical support to the cement concrete and construction industry through its various programmes; Concrete Technology (CON), Structural Assessment and Rehabilitation (SAR) and Construction Technology and Management (CTM). CDR provides Third Party Quality Assurance / Audit for wide domain of construction projects such as buildings, convention centre, roads, bridges, tunnels, road under bridge, utility projects, spillways, glacis, barrages and other civil engineering projects. Third Party Quality Assurance / Audit services by CDR are provided to various central / state / autonomous organizations across India through the NCCBM units located at Ballabgarh, Hyderabad, Ahmadabad and Bhubaneswar. Many prestigious projects of the country have been awarded to NCCBM for Third Party Quality Assurance / Audit by IICC, ITPO, DSIIDC, CPWD, PWD, AIIMS, DDA, IDCO-Bhubaneswar, LUVAS-HISAR, KTPO, UJVNL, IIT-Roorkee, TNTPO, SAG etc.

15.7.4.2 CDR through its SAR division investigates RCC structures located in different part of India for distress evaluation. The structures are investigated through visual survey, Non-Destructive Evaluation (NDE) of concrete using state of the art equipments, followed by laboratory tests on extracted concrete core samples and chemical analysis of hardened concrete. Based on the extent of distress, recommendations for repair and rehabilitation covering state of art repair materials and implementation techniques for distressed structures covering specifications, cost estimates and bill of qualities are prepared. NCB has also been providing consultancy services

for quality inspection during the execution of repair of RCC structures and sponsored R&D projects involving evaluation and effectiveness of various types of repair materials. Recent ongoing projects include Sponsored Projects from SDMC, CPWD, NTPC, DDA, PGCIL, GAIL, RBI, IPGCL etc.

15.7.4.3 The Construction development and research is also working towards sustainable development of the nation by efficiently using waste materials, finding alternatives for conventional raw materials in concrete etc. The materials like cement, flyash, fine and coarse aggregates, water, GGBS, chemical admixtures, Bi-polar corrosion inhibitor and crystalline water proofing compounds that are used as ingredients in concrete are tested for their performance and suitability as per relevant Indian Specification. Centre is also having the state of art NABL accredited laboratory for physical & mechanical properties investigations.

- i. More than 77 concrete mix designs were carried out for various requirements catering different applications of civil engineering. Their applications included use of concrete in construction of many important structures of flue gas desulphurization system and dry ash conveying & transporting system for NTPC, flue gas desulphurization system for BRBCL, common secretariat integrated building of eminent central vista Project for CPWD, New Delhi, staff residential quarters for CPWD Faridabad, Pavement quality concrete for THDC, and mix designs for various commercial RMC suppliers, etc.
- ii. Centre has taken up many sponsored projects related to testing and evaluation of concrete making materials.
- iii. The centre has taken up study on various dam projects as follows:

- | | |
|--|--|
| <ul style="list-style-type: none"> a. Studies on Thermal Properties of Mass Concrete in Dhaulasidh HE Project for M/s Rithwik Project Pvt. Ltd. b. Studies on Thermal Properties of Mass Concrete in Luhri HE Project for M/s Patel Engineering Ltd. c. Concrete mix design and third party quality assurance (TPQA) for the work "special repair of 04 no's spillway bays (bay no 1, 2, 6 &7). | <ul style="list-style-type: none"> using coal based bottom ash as fine aggregate and preparation of mix design guidelines of PPC and PSC based cement concrete for M/s NETRA-NTPC Limited |
| <ul style="list-style-type: none"> iv. Evaluation of Processed LD Slag as per IS: 383: 2016 and Study its Suitability to be used as Fine Aggregate for M/s JSW Steel Limited v. Evaluation of Activated GGBFS as an Alternative to Hydraulic Binder for Tata Steel Limited vi. Evaluation of Granulated Blast Furnace Slag Sand as per IS: 383: 2016 and Study its Suitability to be used as Fine Aggregate for M/s JSW Cement Limited vii. Mix Design of Geopolymer Concrete for its use as Pavement Quality Concrete (PQC) and Dry Lean Concrete (DLC) for M/s JSW Cement Limited viii. Development of Geopolymer Reinforce Concrete (GRC) and its Evaluation including Durability Study and Development of basic Design Parameters including Construction of a Demonstration Structure ix. Carbonation induced corrosion study for composite cement x. Fresh hardened and durability performance evaluation of concrete made with Portland limestone cement (PLC) xi. Durability studies on concrete prepared | <ul style="list-style-type: none"> xii. Studies on Mechanical and Thermal Properties of Mass Concrete in Arun 3 - H.E. Project Dam for M/s SJVN Limited xiii. Testing of Coarse Aggregate and Fine Aggregate Material for URI-I Stage- II HE Project and Dulhasti Stage-II HEP, Kishtwar (J&K) for M/s NHPC Limited xiv. Study on the use of Electric Arc Furnace Slag (EAF slag) as a fine aggregate and coarse aggregate in concrete for Arcelor Mittal Nippon Steel (AMNS) Limited xv. The summary of Research & Development carried out/being carried out in NCB is as follows: <ul style="list-style-type: none"> a. Effect of Fire on the Residual Mechanical Properties of reinforcing bars and Structural Performance of Reinforced Concrete Beams in flexure & Shear b. Evaluation of Concrete Surface Coatings for their effectiveness in service life enhancement of RCC elements under: Carbonation induced corrosion & Chloride Induced Corrosion c. Utilization of CO₂ in Fresh Concrete and Study on Fresh and Hardened Properties of CO₂ Induced Concrete d. Utilization of Coarser Flyash (having fineness between 250 m²/kg to 320 m²/kg) in Concrete as a Cementitious material e. Study of Carbonation and Carbonation induced reinforcement |

corrosion in new cementitious system

- f. Studies on mechanical and time dependent properties of Very High Strength Concrete (100 to 130 MPa) and Ultra High Strength Concrete (130 To 180 MPa)
- g. Cathodic Protection (CP) of RCC structures to enhance service life of new and existing structures using three system (Sacrificial anode, ICCP and hybrid system)

15.7.5 Structural Assessment & Rehabilitation Services Offered

- a. In-situ quality assessment, durability investigation and residual life assessment of concrete structures
- b. Non Destructive Testing, Pile integrity testing
- c. Distress investigations of buildings, bridges, dams, power plants, chimney etc. deteriorated due to aggressive environment or fire damaged structure

15.7.6 Structural Optimization and Design Services Offered

- a. Study on flexure and shear behaviour of advanced concrete composites
- b. Study on effect of fire on properties of concrete and reinforcement steel
- c. Fibre reinforced concrete
- d. Fracture behaviour and stress block parameters for ultra-high strength concrete
- e. Service Life Design for concrete structures
- f. Load testing and assessment of load-carrying capacity of structural elements

15.7.7 Construction Technology & Management Services Offered

- a. Technical Audit (TA), Quality Assurance & Quality Control (QA/QC) and Third Party Quality Audit (TPQA) of new constructions- residential, commercial & institutional buildings; flyovers, concrete roads, bridges, convention centres, utility projects, spillways, glacis, barrages etc.
- b. Consultancy for fly ash based building products such as fly ash bricks, paver blocks, kerb stones, aerated concrete block etc.
- c. Development of design parameters for reinforced geopolymer concrete
- d. Precast Concrete Technology
- e. Use of Advanced Electronics in Construction and Condition Assessment of Concrete Structures
- f. Developed optimized concrete mixes and customized lab scale 3D Printer for printing intricate concrete elements
- g. Studies on Mechanical and Durability Properties of High Strength Geopolymer Concrete

15.7.7.1 The Centre also has its one Unit located at Ahmedabad. NCB Ahmedabad Unit has essential facilities for testing of cement, concrete, steel and soil in order to provide Quality Assurance and Quality Control (QA-QC) and ThirdParty Quality Assurance (TPQA) services to the construction industry.

15.7.7.2 Unit providing testing and TPQA services to various Government agencies of Gujarat, Union Territory (UI) of Daman & Diu and Dadra & Nagar Haveli. The unit is ISO 9001:2015 certified and has ISO 17025:2017 accredited testing laboratories.

15.7.8 Centre for Industrial Information Services (CIS)

15.7.8.1 The Centre pursued its activities through six programmes viz. Library, Integrated IT Solutions, Publications & Image Building, Seminars and Conferences, International and National Linkages, and Technical Insight. CIS collects and disseminates information to cement, building materials and construction industries. Besides other facilities, the Centre includes a modern library and a computer centre.

15.7.8.2 NCB Library at Ballabgarh Unit serves as the national information centre for cement, building materials and construction industries. The holdings of the library have grown to 46,970 documents. The library has a bibliographic data base consisting of about 44,260 entries derived from the journals received. NCB scientists as well as cement plants and other user industries utilize it for interactive searches. A library automation system called 'LIBSYS' has been installed. The system is user-friendly and compatible to network communication.

15.7.8.3 Following Webinars / Workshops were organized by the Centre:

a) NCCBM organized a National Workshop on "Low Carbon Cement: NCB Initiatives" on 20 April 2022 at NCB Ballabgarh. The workshop was organized in the backdrop of Hon'ble Prime Minister Shri Narendra Modi's commitment for India to become Net Zero by 2070 at Glasgow in the COP26 Summit. The workshop was inaugurated by Shri C Kamraj, IAS, Managing Director-TANCEM; Dr. S S Gupta, Sr. Development Officer-DPIIT, MoCI, Gol, Shri Neeraj Sinha, Sr. Advisor, Science and Technology, NITI Aayog, DG-NCCBM and Dr. S K Chaturvedi, Joint Director-NCCBM. The Workshop was attended by about 200 participants

including senior officials from major cement companies of India like UltraTech Cement Ltd, Dalmia Cement (B) Ltd, Nuvoco Vistas Corp Ltd., J K Cement Ltd., J K Lakshmi Cement Ltd., Prism Johnson Ltd., JSW Cements, Ambuja Cements, ACC Ltd., Star Cement, India Cement; experts from DPIIT, NITI Aayog, BIS, BEE and PG Diploma students of Cement Technology course.

b) NCB organized Webinar on "Guidelines for Preparation of Technical Papers" on 27th July 2022 at 1500-1530hr to share the guidelines on preparing Technical papers.

c) NCB organized 17th NCB International Conference on Cement, Concrete & Building Materials, 06-09 December 2022 at Manekshaw Centre, Delhi Cantt., New Delhi, India. The theme for this year conference was "Moving Towards Net Zero Carbon Emissions". The conference was inaugurated by Shri Anurag Jain, Secretary, Department for Promotion of Industry and Internal trade (DPIIT) and released the 4 Nos. of NCB Publications Namely Compendium, AFR- Green solution for cement Industry, Guide Norms for cement plant operation & Conference proceedings. The 3rd edition of compendium publication named "The Cement Industry- India 2022" provides a deep insight into the status of Indian Cement Industry and contains valuable information with detailed profile of the cement industry in terms of unit size, production capacity, capacity utilization, types of cement produced, different manufacturing processes employed, future technology roadmap and various issues related to raw materials, energy efficiency and concerns related to environment. The compendium also provides information

about best practices, applicable standards, technology roadmap, issues, challenges and opportunities, most feasible industrial framework, total quality management. Government initiatives, NCB contribution and many more. Shri Anil Agrawal, Addl. Secretary, DPIIT, Guest of Honour delivered the speech on outlook of Indian Cement Industry. Shri KC Jhanwar, Chairman-NCB, President, Cement Manufacturers Association & MD, UltraTech Cement deliberated his views on “Indian Cement Industry-Future Outlook, Challenges & Opportunities. ShMahendraSinghi, MD & CEO, Dalmia Cement (Bharat) Ltd deliberated his view on “Cement Industry Global Perspective. The 4 days event comprises of 4 Nos of plenary sessions, 4 Nos special technical sessions and 20 Nos. technical sessions covering 160 papers on Cement, Concrete & Building Materials. About 83 leading equipment manufacturers and service providers also showcased their technological expertise, new products and services in a Technical Exhibition, in sync with the Conference. The conference saw participation of 1100 delegates from India & abroad. The conference was also supported by Government organisations namely Ministry of Environment, Forest & Climate Change (MoEF&CC), Council of Scientific and Industrial Research (CSIR), Bureau of Indian Standards, Bureau of Energy Efficiency (BEE), Cement Manufacturers’ Association (CMA).

15.7.9 Centre for Continuing Education (CCE)

15.7.9.1 One Long Term Course (Online – Full time-Post Graduate Diploma in Cement Technology, 10 Short Term Courses, 08 Special

Group Sponsored Training Programmes (Dalmia Cement (Bharat) Ltd., Nuvoco Vistas Corporation Limited, Sagar Cement, Hindustan Petroleum Corporation Limited, Bharat Petroleum Corporation Limited, NTPC Ltd., etc.) and 04 Special Online Training Programmes, Seminar on “Exhibition and Dissemination of Technologies in Waste Heat Recovery Systems (WHRS) in Indian Cement Plants, Capsule training programme of BIS were organized on different topics covering cement, concrete and construction technologies for about 537 participants.

15.7.9.2 Further, Short Term Courses about 11(1-3 days) are scheduled to be organized till 31 March 2023. Also, special group training programmes for Dalmia Cement (Bharat) Ltd, DMRC, NTPC Ltd. & Power Grid are scheduled and a few more expected to be organized during the period.

15.7.10 Centre for Quality Management, Standards and Calibration Services (CQC)

- I. 7408 vials of certified reference materials and 952 sets of standard hydrated lime have been supplied to cement and construction industries, national testing laboratories, academic institutions and overseas laboratories, etc till 31st December 2022.
- II. A Total of 18 nos. of BNDs have been developed by NCB in collaboration with CSIR-NPL, the custodian of national standards in India. The Bhartiya Nirdeshak Dravyas (BNDs) is the Indian Certified Reference Materials which play pivotal role in maintaining the quality infrastructure through testing and calibration with precise measurement traceable to SI units.

These BNDs are equivalent to International Standard CRMs like NIST-USA, NIM-China etc.

These indigenous products have been substituting the foreign product & saved the foreign exchange as well as boost to “Make in India” and “Atmanirbhar Bharat” programme. The Details of BNDs are mentioned below;

BND No.	Material Description
5001	OPC-Blaine fineness
5002	PPC-Blaine fineness
5003	PSC-Blaine fineness
5004	Fly ash-Blaine fineness
5006	Composite Cement-Blaine fineness
5007	WPC-Blaine fineness
5011	OPC-Higher Blaine fineness
5021	OPC-Middle fineness
5051	OPC-Chemical
5052	PPC-Chemical
5054	Fly Ash-Chemical
5091	Coal-Chemical
5055	Composite Cement-Chemical
5056	Limestone-Chemical
5057	Raw Meal-Chemical
5058	Clinker-Chemical
5053	PSC-Chemical
5059	Blast Furnace Slag-Chemical

III. Foreign exchange earned is USD 2325 through sale of BNDs/CRMs till December 2022.

IV. 1119 equipment have been calibrated for cement plant's QC laboratories, construction laboratories, academic institutions and technical service organizations till 31st December 2022.

V. Following Proficiency Testing (PT) schemes are completed till 31st December 2022. A total of 98 laboratories participated in the following schemes.

Scheme	Field
Fly ash	Mechanical
Coarse aggregate	Mechanical
Fine aggregate	Mechanical
Concrete cube	Mechanical
Clinker	Chemical
Coal	Mechanical
PPC	Chemical
PPC	Mechanical
Fly ash	Chemical

15.8 National Institute of Design (NIDs)

15.8.1 National Institutes of Design (NIDs) are internationally acclaimed as one of the foremost multi-disciplinary institutions in the field of design education and research.

15.8.2 NID, Ahmedabad

15.8.2.1 The first National Institute of Design was established at Ahmedabad in the State of Gujarat in September 1961. Subsequently, its Gandhinagar Campus and Bengaluru Campus were set- up in 2005 and 2007 respectively for post graduate courses. NID Ahmedabad has been declared 'Institution of National Importance (INI)' by an Act of Parliament- the National Institute of Design Act, 2014. Accordingly, NID, Ahmedabad became eligible to offer Bachelor Degree in Design (B. Des.), Master Degree in Design (M. Des.) as well as PhD Degree in Design.

15.8.2.2 NID Ahmedabad is a pioneering

institute that offers multidisciplinary design education. The institute functions as an autonomous body under the Department for Promotion of Industry and Internal Trade (DPIIT), Ministry of Commerce & Industry, Government of India. With an experience of over six decades in the field of design education, research, application of advanced teaching methodologies, and unparalleled design research projects, NID has attained national and international repute.

15.8.2.3 Through the Integrated Design Services (IDS), NID undertakes consultancy projects from various government, semi-government and private organizations and professionally deliver design solutions in diverse design domains. NID also provides its experience and training facilities to the services of craft sectors in the areas of training, research and need assessment study, craft documentation, capacity building and skill up-gradation in design using contextual approach. It conducts design research in the areas of Industrial Design, Communication Design, Textile and Apparel Design, Lifestyle Accessory Design, IT Integrated Design, and Design Management in domains related to industrial, social, and cultural concerns through basic and applied research, through experimental development and other activities. NID's research initiatives are fully integrated into its undergraduate and postgraduate curricula.

15.8.2.4 Centres/Cells under Research & Development

- a. Railway Design Centre (RDC), Ahmedabad Campus
- b. Centre for Bamboo Initiatives (CFBI), Bengaluru Campus
- c. Smart Handloom Innovation Centre (SHIC), Bengaluru Campus

- d. Innovation Centre for Natural Fibre (ICNF), Gandhinagar Campus
- e. Intellectual Property Rights Cell (IPR), Ahmedabad Campus
- f. International Centre for Indian Crafts (ICIC), Ahmedabad Campus
- g. WIRIN Project-WIPRO-IISC-NID Research and Innovation Programme, Bengaluru and Gandhinagar Campuses

15.8.2.5 A week long 6th Alpavirama International Youth Film Festival, NID Ahmedabad's biennial short film and documentary film festival was organized by the Film and Video Communication Discipline of NID Ahmedabad from 7-12 November 2022. The theme for the 6th edition was an eye for change: looking at the change in recent times through the eyes of young filmmakers. Special screening of 'Chhello Show (Last Film Show)', directed by renowned filmmaker and NID alumni Pan Nalin and India's official entry to 95th Academy Awards, was held during the festival.

15.8.2.6 42nd Convocation Ceremony of NID Ahmedabad was celebrated on 2nd December, 2022. The Ceremony was presided over by Shri Rajesh Kumar Singh, Joint Secretary, DPIIT, as the Chairperson of Governing Council, NID, Ahmedabad. Shri Senapathy 'Kris' Gopalakrishnan, Padma Bhushan Awardee & Co-founder, Infosys and Chairman Axilor Ventures was the convocation speaker. The convocation ceremony was followed by the inauguration of several events & displays. Theme of 42nd Convocation was "Collective Intelligence". A total of 349 students graduated from various disciplines [101 students from the 4 year Bachelor of Design (BDES), 247 students from the 2 and 12 year Master of Design (MDES), 1 Post Graduate Diploma in Design (PGDPD)].



*42nd Convocation Ceremony of NID
Ahmedabad on 2nd December, 2022*

15.8.3 New National Institutes of Design

15.8.3.1 In 2007, the Department for Promotion of Industry and Internal Trade (erstwhile Department of Industrial Policy and Promotion) envisioned the National Design Policy aimed at creating a design-enabled innovation economy and strengthening design education in the country. The National Design Policy had recommended setting up design institutes on the lines of NID, Ahmedabad in various parts of India to promote design programmes. Under this Action Plan, 4 new NIDs have been set up in the States of Andhra Pradesh (Amaravati), Assam (Jorhat), Madhya Pradesh (Bhopal) and Haryana (Kurukshetra). These institutes function as an autonomous body under DPIIT, Ministry of Commerce & Industry, Government of India.

15.8.3.2 The 4 new NIDs have also been brought under the ambit of NID Act, 2014 through NID (Amendment) Act, 2019. The institutes offer Bachelor of Design (B.Des) courses in Industrial Design, Communication Design, Textile and Apparel Design. The Bachelor of Design (B.Des.) commences with a two-semester rigorous Foundation Program followed by six semesters of specialized courses. Teaching methodology incorporates Industry and Field exposure.

15.8.3.3 New NIDs as Institutions of National Importance in different geographical regions of the country will help produce highly skilled manpower in design which, in turn, will create job opportunities, both direct and indirect, by providing sustainable design interventions for crafts, handloom, rural technology, small, medium and large-scale enterprises; and outreach programmes for capacity, capability and institution building.

15.8.4 National Institute of Design, Andhra Pradesh

15.8.4.1 The National Institute of Design (NID), Andhra Pradesh established in September 2015, is the second autonomous multi-disciplinary design institute, under the DPIIT. NID Andhra Pradesh is temporarily Functioning at Acharya Nagarjuna University on Guntur – Vijayawada highway (NH-16). It will move to a permanent 50-acre (20 ha) campus in Amaravati.

15.8.4.2 Notable recent developments of NID Andhra Pradesh - NID, Andhra Pradesh designed the logo and nine cluster logos (icons) for the Localization of Sustainable Development goals proposed by the Ministry of Panchayati Raj. The Proposed logo was inaugurated on the 11th of April 2022 on the occasion of Azadi ka Amrit Mahotsav. As a part of Industry MOU, Samsung conducted four-week (12 October -4th November 2022) industry project with NID AP Communication Design students. The aim of the project was to gain insights and fresh perspectives on emerging trends such as metaverse and consumer preferences of Gen Alpha (those born between 2010 and 2025) in terms of their digital avatars.

15.8.5 National Institute of Design, Assam

15.8.5.1 National Institute of Design (NID),

Assam commenced its academic session from July 2019. The campus is located at Tocklai village in Jorhat, Assam. NID Assam's presence in Jorhat gives a great opportunity to young creative talent and design aspirants from North East India and across the country.

15.8.5.2 Notable Recent developments of NID Assam - The Institute paved way for the beginning of an academic association with Google to bring together a learning process for young thinking minds to bridge the gap between academic needs and industry demands. An online, intense and interactive session of two hours duration on "UX and Interaction Design" was conducted for the students of the Communication Design discipline of NID, Assam by Google India on 22.02.2022. Ms. Yashasvi Soni, a student of the 2020-21 batch was awarded with the title of "Grand Master" by the Asia Book of Records for making the Indian Heritage site "Umaid Bhavan Palace, Jodhpur" on twelve different surfaces. She was also awarded with the "Honorary Degree of Doctorate in Records Breaking" by the World Records University, UK for carving Indian Heritage Site "Umaid Bhavan Palace, Jodhpur" on twelve different surfaces. The Institute also organized a two day Design Interact Seminar on 07.11.2022 and 09.11.2022 on the topic "Contemporary Design Issue at part of the Science & Liberal Arts (SLA) Course" with an objective to create / promote awareness among the students and faculty members about the products that enable the user to achieve their objective(s) in the best way possible.

15.8.6 National Institute of Design, Haryana

15.8.6.1 National Institute of Design (NID), Haryana was established in 2015 The Institute started operations from transit campus at

Government Polytechnic at Umri, Kurukshetra and subsequently shifted its operations fully to its own campus in January 2022. The new campus is spread over 20 Acres area.

15.8.6.2 NID Haryana is collaborating with prominent National & International Institutions & Organization for providing platform for a wide range of activities in the emerging domain of design education, research & training through mutual collaboration & thereby giving a new perspective to faculty & students. After last reporting, Institute has signed MOUs with the Delhi Skill and Entrepreneurship University (DSEU), Delhi and Haryana Welfare Society for Persons with Speech and Hearing Impairment, Panchkula. The Institute got Principal approval for recognition as Host Institute (HI) for implementation of the Incubation component under MSME Innovative Scheme and has started taking up associated tasks.

15.8.6.3 Some of the notable competitions in which its students have won awards are Taiwan International Student Design Competition 2019, The Young ones ADC award 2020 by one club for creativity, Tata Elxsi Ignite Global Design contest 2022, Competition floated by National Institute of Education Planning and Administration (NIEPA) to design logo for its Diamond Jubilee Celebrations, Competition floated by Damodar Valley Corporation (DVC) to design logo for its 75th Foundation year celebration and others. NIEPA and DVC are using the winning entry logos. A pan India competition 'Global Goals Global Attitude' was conducted in which students had to design addressing one of the 17 SDGs. Outreach programs, focused on enriching local craft with design interventions by interacting with local artisans, SHGs and giving a platform to locals to showcase their talent, such as 'Hunar Manch'

was organized, which provided platform to locals to showcase their talent.

15.8.6.4 1st Convocation Ceremony of NID Haryana: NID Haryana, organized the 1st Convocation Ceremony on 26th Nov 2022. The Ceremony was graced by Shri Anurag Jain, IAS Secretary, DPIIT as Chief Guest and presided by Shri Rajesh Kumar Singh Joint Secretary DPIIT, as the Chairperson Governing Council, NID Haryana. Total 84 students of 2016-2020 & 2017-2021 batches were awarded the degree including in absentia.



Address by Secretary, DPIIT at 1st Convocation Ceremony of NID Haryana held on 26th Nov 2022

15.8.7 National Institute of Design, Madhya Pradesh

15.8.7.1 National Institute of Design (NID), Madhya Pradesh commenced its first academic session with a batch of 57 students from July 2019 in its own campus at Acharpura, EintKhedi, Arwaliya, Bhopal.

15.8.7.2 Notable Recent developments of NID, Madhya Pradesh – Prof. Dhiraj Kumar, Director, NID MP exchanged an MoU with the Foundation for Innovative Packaging and Sustainability (FIPS), virtually on 28.01.2022 during the first foundation day of FIPS. A film made by Mr. Shubham Neware and Ms. Arika Shukla, students of NID MP was amongst the winners in the documentary film making competition 'A Day in the Life of Vanrakshak', which was jointly organized by Pench Tiger Reserve and MP Tiger Foundation Society. NID MP and M/s Grant Thornton Bharat LLP signed an MoU on 19.07.2022 for improving productivity and profitability of small-scale artisans and their collectors.

No. of Students in NIDs, currently-

NID	Established in	Number of students (including EWS)			
		B. Des	M. Des.	PhD	Total
NID, Ahmedabad	1961	631	1120	24	1775
*Ahmedabad	1961	631	421	24	1076
*Gandhinagar	2004	-	398	-	398
*Bengaluru	2007	-	301	-	301
NID Andhra Pradesh	2015	243	-	-	243
NID, Assam	2019	221	-	-	221
NID Haryana	2015	234	-	-	234
NID, Madhya Pradesh	2019	241	-	-	241

*Campuses of NID, Ahmedabad

Total financial support offered by DPIIT to five (5) NIDs during last 3 financial years*(in Rs. crores)*

NIDs		2019-20			2020-21			2021-22		
Sl. No	NID	Revenue Grant	Capital Grant	Total Grant	Revenue Grant	Capital Grant	Total Grant	Revenue Grant	Capital Grant	Total Grant
1.	NID Andhra Pradesh	5.57	2.36	7.93	5.83	2.94	8.77	6.33	2.19	8.52
2	NID Haryana	7.25	4.19	11.44	4.74	--	4.74	7.28	0.32	7.60
3	NID Madhya Pradesh	5.60	10.86	16.46	5.66	3.24	8.90	9.09	11.06	20.15
4	NID Assam	9.92	7.98	17.90	3.00	2.73	5.73	7.00	27.27	34.27
5	NID Ahmedabad	27.67	13.42	41.09	37.62	0.25	37.88	32.40	5.55	37.95
	Total	56.01	38.81	94.82	56.85	9.16	66.02	62.10	46.39	108.49

15.9 National Productivity Council, New Delhi

15.9.1 Conferences on ESG for Industry Transformation (New Initiative)

15.9.1.1 Keeping in view of the significance of the Business Responsibility and Sustainable Reporting (BRSR) - linked ESG framework of India, NPC has so far organized three conclaves, as part of pan India ESG series. The first one was held in partnership with the Department of Public Enterprises, on 29th July 2022 at New Delhi. It focused on CPSEs to be future ready from the ESG point of view. Similar conclaves were organized for the private sector in Chennai on 12th September 2022 and Mumbai on 29th November 2022. All three conclaves had large participation from CPSEs and private company professionals with wide coverage in print and electronic media. The conclaves discussed adoption of ESG into business strategies for competitiveness, sustainability, and resilience.



*Conference of Local Productivity Councils
Rejuvenating Productivity Movement Towards
Atmanirbhar Bharat*

15.9.1.2 Two day conference on 10 -11 September 2022 at New Delhi brought the LPCs and NPC together after a brief hiatus to brainstorm measures for rejuvenating the productivity movement for Atmanirbhar Bharat which had participation from 20 LPCs, policy makers, experts and practitioners.

15.9.1.3 The conference brought out that over past years LPCs have achieved a great deal and much more could be achieved in future with a stronger collaboration with NPC as the elder brother in leading the productivity movement. Multiple areas of collaborative efforts were outlined. Various activities, which should be adequately funded, were discussed. LPCs were in unison while emphasizing strengthening of NPC's role in National Productivity movement and taking up broad based activities/project with support from LPCs at local levels, thereby expanding the spread of engagement with LPCs in the light of its big contribution to the growth of productivity, particularly in MSME sector. The conference received wider media coverage signifying the importance of productivity in the economic development of the country.



15.9.2 Activities undertaken under IPL Centre for Rural Outreach (New initiative)

15.9.2.1 Indian Potash Limited has joined hands with NPC and has established the IPL Centre for Rural Outreach (ICRO) with the involvement, technical expertise and resources of NPC. ICRO has been established as part of the Corporate Social Responsibility of IPL wherein NPC will be the service provider in execution of the project by ICRO with pan India activities for a period of three years. NPC carried out energy / water audits in 50 MSMEs identifying the scope for energy and water conservation. Biomedical waste management studies were conducted in 10 Govt hospitals in various states wherein hospital staff was imparted training and recommendations were made to strengthen the waste management systems of hospitals. Rural outreach and internship programmes were also carried out in 4 states with outreach to more than 20000 farmers by local interns.





15.9.3 Evaluation of the Modified Special Incentives Package Scheme (MSIPS)

15.9.3.1 The Scheme was designed for provisioning assistance as incentives and as a support for capital investments towards modernization of Electronics sector units of India located in both – SEZ and Non-SEZ areas – with provisions of reimbursements of applicable incentives upto 25% in Non – SEZ areas and 20% in SEZ areas. NPC assessed various aspects of the Scheme implementation, reflected upon the approved incentives of over Rs. 8700 Crore for the then approved 276 units at a given point of time and about status of actual disbursements of incentives and progress aspects etc and identified areas for strengthening of the scheme and recommended various prospective measures to consider undertaking for additional achievements that could be realized. The study was initiated in the intensive COVID phase and the team developed a robust methodology and

designed detailed questionnaire that was vetted by MEITY and Niti Aayog, and NPC teams visited various companies spread across zones of India and in various industrial clusters including in NCR, and received, collated and analysed insightful responses from a spectrum of units across the ESDM sector and verticals (ESDM as outlined in the Guidelines that evolved over the period from 2012-13 till 2017-18 etc.).



15.9.4 Setting up of a Third- Party Call Centre for feedback collection on various activities of PESO

15.9.4.1 NPC has been assigned with the task to obtain feedback from the applicants who have applied for licence in PESO under various rules & regulations on various parameters such as timeliness of approval, difficulty in application submission, responsiveness etc and submit it to DPIIT for further action / improvement in this regard.

15.9.5 Training Programmes/Workshops for Executives of Central Public Sector Enterprises (CPSEs) and State Level Public Enterprises (SLPEs) for FY 22-23 under RDC scheme of Department of Public Enterprises (DPE)

15.9.5.1 NPC organized training programme/ workshop for improving/ upgrading the skills of managers/ executives/ employees in Central Public Sector Enterprises (CPSEs) and State Level Public Enterprises (SLPEs) on various areas on importance.

15.9.5.2 The programmes helped in wider exposure and sharing of experience, best practices on pertinent issues.



15.9.6 Formulation of Schedule of Rates (SOR) for the work of removal of Overburden, loading and transportation of coal and allied works for Central Coalfields Ranchi, Jharkhand

15.9.6.1 NPC prepared a document consisting of Schedule of Rates for various jobs of mining and transportation of OB & coal. This document facilitates coal subsidiaries to float tenders at optimum costs for bidders. Formulation of Schedule of rates for various activities helped the coal subsidiaries in reducing the overall cost of execution of works.

15.9.7 22nd National Certification Examination (NCE) for Energy Managers (EM) and Energy Auditors (EA)

15.9.7.1 AIP, NPC successfully conducted 22nd National Certification Examination (NCE) for Energy Managers (EM) and Energy Auditors (EA) on behalf of Bureau of Energy Efficiency (BEE). 4829 candidates registered for the exam and 3155 candidates appeared for the exam and 180 candidates qualified as EM and 232 candidates qualified as EAs.



15.9.7.2 With this 22nd exam 7980 EMs and 10871 EAs were totally available to assist the national energy efficiency mission and to meet the 45% target of NDC by reducing emission intensity by 2030.

15.9.8 Organizational Study for M/s Steel Authority of India Ltd. (SAIL)

15.9.8.1 M/s Steel Authority of India Ltd. has entrusted NPC for carrying out Organizational Study at Bhilai Steel Plant (including Mines) and at Bokaro Steel Plant (excluding Mines) of SAIL. Field study is under progress in both locations.

15.9.9 Exhaustive Time Study of all Production Activities of M/s Chittaranjan Locomotive Works

15.9.9.1 M/s Chittaranjan Locomotive Works (CLW) has entrusted NPC for executing Consultancy for Exhaustive time study of all production activities. The study aims to map manufacturing process of different products/activities carried out at CLW and to review/re-assess the allowed time for effective implementation of Incentive scheme where incentive is paid to the workers on Amount of Time saved. Field study is under progress.

15.9.10 State Level studies on hazardous and other wastes generating industries/

units Inventorization in all districts of Tripura

15.9.10.1 A State level project on Hazardous and other waste generating Industries/units Inventorization studies in all districts of Tripura state was conducted by NPC. The project was awarded by Tripura State Pollution Control Board (TSPCB). The studies included field level visits in the Tripura state, analysis of Hazardous and other waste samples, Identification of Hazardous and other wastes contaminating sites and development of Hazardous waste generation factor based on the type of waste. Based on the field visits, hazardous waste generating units operating in the state and total generation of hazardous waste were estimated during the course of inventorization exercise.

15.9.11 ITEC programs

15.9.11.1 AIP, NPC organized programmes on Industrial Environment Management through Techno-Managerial and Policy Choices and Exploitation of Renewable Energy Technologies for Industrial Applications wherein 45 candidates from 21 countries participated sharing Indian expertise on techno-managerial and policy aspects pertaining to environment, climate change, energy efficiency, renewable energy issues.



15.9.12 Mandatory Energy Audit Study at KCP Cement Limited, Andhra Pradesh

15.9.12.1 The audit team has carried out the study an objective to ascertain performance of various process equipment/systems and identify opportunities for energy conservation and focused on various process systems such as Preheater, Kiln, Cooler, Raw Mill, Coal Mill, Cement Mills, and utilities. The energy audit study identified savings in terms of thermal savings of 54.3 kcal/kg clinker thus results in 11,124 Tons of Coal, whereas in terms of Electrical 7.38 Million Units. On an overall this energy audit has identified potential and estimated savings of Rs 12.76 Crores.

15.9.13 Manpower Rationalization Study at Tumanapalle Mine, Uranium Corporation of India Limited (UCIL)

15.9.13.1 NPC was entrusted with Manpower

Rationalization Study of M/s Uranium Corporation of India Ltd. (UCIL), Jaduguda for their uranium mines located at Tumanapalle, Andhra Pradesh. NPC undertook the assessment task with an objective, creative and systematic methodology that comprised of analyzing management vision, undertaking field visits on the mines, extensive meetings with sectional heads along with technical, support and performance data analysis.

15.9.14 Capacity Building Programmes

15.9.14.1 NPC through its regional offices conducted 11 self run residential training programmes for participants from PSUs / Central & State Government, Academic institutions etc on various techno managerial topics. The programmes were well received by the participants



15.10 Quality Council of India

15.10.1 Introduction

15.10.1.1 Quality Council of India (QCI) is a non-profit autonomous organization registered

under Societies Registration Act XXI of 1860 to establish an accreditation structure in the country and to spread quality movement in India by undertaking a National Quality Campaign. QCI works as the National Accreditation Body.

15.10.1.2 QCI through its boards/divisions/cells is involved in accreditation and promotion of quality and to cater to each aspect of its mandate as given below:

To establish & operate	National Accreditation Programmes	NABCB, NABL, NABH, NABET
To conduct	Third-Party Assessment to measure Quality	Project Planning & Implementation Division (through accredited Certified Assessment Bodies)
To run a	Nation-wide Quality Campaign	NBQP
To catalyse	Indian industry's Competitiveness	Zero Defect Zero Effect (ZED)
To develop	Capacity for Quality in Emerging Areas	Project Analysis and Documentation Division (PADD), Training and Capacity Building Cell (TCB)
To augment	Government's capacity in Quality	Policy Unit

An update on significant activities of Boards/ Divisions/Cells of QCI:

15.10.1.3 NABL (National Accreditation Board for Testing and Calibration Laboratories): NABL provides voluntary accreditation services related to Testing & calibration Laboratories, Medical Laboratories, Proficiency Testing Providers (PTP) and Reference Material Producers (RMP) as per ISO standards. NABL is a full member/ signatory (since 2000) to APAC (Asia Pacific Accreditation Cooperation) as well as ILAC (International Laboratory Accreditation Cooperation) Mutual Recognition Arrangements (MRA). Such international arrangements facilitate acceptance of test/calibration results between countries which MRA partners represent. The current status of Accreditations is as under:

Number of Accredited LABs (Total 8052)	
Testing Labs	4611
Calibration Laboratories	960
Medical Laboratories	2408
Proficiency Testing Providers (PTP)	55
Reference Material Producers (RMP)	18

- NABL has granted recognition to 367 labs under NABL Medical (Entry Level) Testing Labs Program based on successful Proficiency Testing (PT) participation.
- About 509 water testing labs (Government Block Level/ Sub Divisional Level Water Testing Laboratories Program) were granted accreditation as per ISO/ IEC 17025:2017. About 486 labs were given recognition based on successful participation in Proficiency Testing Program.

15.10.1.4 National Accreditation Board for Hospitals and Healthcare Providers (NABH): NABH operates accreditation and certification programmes for healthcare organisations. The board while being supported by all stakeholders including industry, consumers and government, operates within the overall internationally accepted benchmarks of quality. NABH has been accredited by International Society for Quality in Health Care (ISQua) and is an Institutional Member of ISQua. NABH standards for Hospitals have also been accredited by ISQua. NABH is also a member as well as on the Board of Asian

Society for Quality in Healthcare (ASQua). The major activities of NABH are as under:

- a) NABH offers 21 programs for various categories of Healthcare Organisations under the heads of Accreditation, Certification and Empanelment Programs. The current status of the same is as under:

Program	Total Accreditation / Certification/ Empanelment
Accreditation Program	3028
Certification Program	9414
Empanelment Program	3616

- b) Self-Learning Mode e-course on POI of NABH 5th Edition Accreditation Standards for Hospitals has been introduced by NABH.

15.10.1.5 National Accreditation Board for Certification Bodies (NABCB): The National Accreditation Board for Certification Bodies (NABCB) provides accreditation to Certification, Inspection and Validation & Verification Bodies based on assessment of their competence as per International Standards. NABCB is a member of International Accreditation Forum (IAF), International Laboratory Accreditation Cooperation (ILAC) & Asia Pacific Accreditation Cooperation (APAC) as well as signatory to their Multilateral Mutual Recognition Arrangements (MLAs / MRAs). NABCB accreditations are internationally equivalent and facilitate global acceptance of certifications / inspections carried out by accredited bodies under NABCB accreditation. The major activities of NABCB are as under:

- a) To increase the awareness in the industry and other stakeholders, NABCB has conducted 14 webinars.

- b) Current Status of Accreditations:

Scheme	Accreditation
Quality Management Systems Accreditations	41
Inspection Bodies Accreditations	87
Food Safety Management Systems Accreditations	22
Environmental Management Systems Accreditations	16
Product Certification Accreditations	27
Occupational Health and Safety Management Systems Accreditations	12
Information Security Management Systems Accreditations	07
Energy Management Systems Accreditations	06
Information Technology Service Management Systems Accreditations	01
Trustworthy Digital Repositories Management Systems Accreditations	01
Business Continuity Management Systems Accreditations	01
Certification of Persons Accreditations	08
Validation and Verification Bodies	05
Medical Devices-Quality Management Systems	14

15.10.1.6 National Accreditation Board for Education and Training (NABET): National Accreditation Board for Education and Training (NABET) works with many Ministries, State Governments, and sector specific associations / chambers to help them create structures and standards in their services, training institutions and other regulatory processes through third

party accreditation mechanism. The major activities of NABET are as under:

- a) Assessment of 10 Schools of Army Welfare Education Society (AWES).
- b) Assessment of COVID on children with special focus on Girls & CWSN. Total schools to be covered under the study are 500 and assessment completed for 450 schools.
- c) Accreditation of 72 Schools of DAV Mukhyamantri Public Schools completed.
- d) Completed Training of 710 teachers: 560 teachers Central Tibetan Administration (CTA) and 150 teachers Kendriya Vidyalaya Sangathan – KVS
- e) Quality Intervention in Environment Arena:

Accredited Environment Impact Assessment Consultant Organization	189
Accredited Ground Water Consultant Organization	30
Accredited APA- MPPA Consultant Organization	18
Accredited Exploration Agencies in mineral Sector	15

15.10.1.7 National Board for Quality Promotion (NBQP): National Board for Quality Promotion (NBQP) enhances quality awareness and acts as a catalyst for the promotion of Quality Movement amongst all stakeholders. The major activities of NBQP are as under:

Registration under various schemes:

S. No.	Scheme	Registrations/ Memberships
a.	Professional membership	813
b.	Auditors registered	200
c.	Consultant registered	27

- a) 4 Virtual Quality Conclaves (VQCs) were conducted on the themes related to Workplace Safety for MSMEs, Quality in drone sector, E-waste Management & Decarbonization, Climate Change and Sustainability.
- b) Quality Assurance by way of ISO Standards Implementation of and Certification in 'National Anti-Doping Agency (NADA)', 'National Industrial Corridor Development Corporation Limited (NICDC)', 'National Medical Commission (NMC)'.
- c) Enhancing Quality awareness amongst various stakeholder in different sectors through Webinars - 12, Training programs - 3 & Workshops - 8

15.10.1.8 Zero Defect Zero Effect (ZED): The ZED Division leads various projects of National importance with a focus on 'Atmanirbhar Bharat'. The division is involved in flagship programmes of Ministry of Micro, Small & Medium Enterprises, Ministry of Tourism, Ministry of Defence, Ministry of Housing & Urban Affairs amongst others. The major activities of ZED are as under:

- a) **Under MSME Sustainable (ZED) Certification Scheme, Ministry of MSME:** Total Registered MSMEs: 21571, Certified MSMEs: 734 (Bronze: 681, Silver: 29 and Gold: 24), Awareness Program Conducted: 65 (5500+ participants), Assessor Training Program Conducted: 05, Consultant Training Program Conducted: 03
- b) NIDHI 2.0 online systems made live (<https://nidhi.tourism.gov.in/>) and Training sessions conducted for various stakeholders.

- c) Completed 'Compendium of Quality Standards' for ~167 products spread across all 75 districts as a ready reckoner for the ODOP producers. A workshop on "Quality Intervention for Glassware & Metalware Clusters of Uttar Pradesh" informing the components and utility of compendium.

15.10.1.9 Project Analysis and Documentation

Division (PADD): Project Analysis and Documentation Division (PADD), QCI handles projects which aim towards the design, development, and implementation of voluntary conformity assessment frameworks for governmental, inter-governmental, regional, and global organizations. The major activities of PADD are as under:

- 911 TCHPs certified under the Voluntary Certification Scheme for Traditional Community Healthcare Providers (VCS-TCHP).
- Under AYUSH Mark Scheme 6032 products certified.
- 5 Type Certificates issued under the Certification Scheme for Unmanned Aircraft Systems (CSUAS), duly approved by Directorate General of Civil Aviation (DGCA), Ministry of Civil Aviation (MoCA).
- Under IndG.A.P scheme, 10 IndG.A.P. certificates issued, completing the phase - Implementation and Certification.
- Pilot project on Ind G.A.P. certification of spices, granted by the Spices Board, completed.

15.10.1.10 Project Planning & Implementation Division (PPID): Project Planning & Implementation Division works with various Union and State Government Ministries & Departments in the area of Policy Support

and Implementation Projects. Currently QCI is associated with 32 Ministries / Ministerial departments in carrying out 41 Projects, some of the significant project include: Quality analysis of coal at VOC Port Tuticorin for NTPL; GeM vendor assessment; Ranking of Jails in Haryana; Assessment of Grain Procurement Centres (Mandis); National Highways Excellence Awards (2022); Urban Outcomes Framework (2022); National Program and Project Management Policy Framework (NPMPPF); Third Party Inspection of Buses, Depots, Workshops, and Stations of UP; Third Party Inspection of Water Supply Schemes under 'Jal Jeevan Mission (JJM)' in Himachal Pradesh; Plastic wastes baseline assessment across 8 Cities; Study of Organisations & Central Sector Schemes under MoC; Atal Bhujal Yojana; AB PMJAY Quality Certification Scheme; Third Party Audit of Civil/Electrical Projects (UPRNN); CPGRAMS Reforms - across Ministries; PM SVANidhi se Samriddhi; multiple active Project Management Units across Ministries (CBC, DARPG, DPE, etc.)

15.10.1.11 Training and Capacity Building (TCB): Training and Capacity Building (TCB) Cell offers training, awareness workshops, capacity building activities at the national and international levels in various domains viz. national / international standards, general management, healthcare, manufacturing, environment, food safety, education, IT etc. eQuest, an online learning portal with around 100 courses helps create skilled professionals to gain new skills and refresh the existing skill sets in line with the emerging requirements so as to improve their employability opportunities. The major activities of TCB are as under:

No. of Professionals (National & International) Trained through instructor-led training and eLearning	4607
No. of students/Professionals registered in QCI courses on 'SWAYAM' – An initiative of Ministry of Education	3953

15.10.1.12 Research Analysis and Capacity Building (RACB):

15.1.1.2.1 RACB works in the area to promote higher education, research, applied sciences and technologies which are relevant in the current

transformational period. The major activities of RACB are as under:

- Access to Knowledge for Technology Development & Dissemination (A2K+) Studies (Ministry of Science and Technology Government of India)
- Promotion of R&D Activities at I.K. Gujral Punjab Technical University (PTU) Kapurthala-In.
- RACB to assist Indian Institute of Technology, Banaras Hindu University (IITBHU) in their overall R&D endeavors.

15.10.2 Photographs





15.11 Footwear Design and Development Institute (FDDI)

15.11.1 The Footwear Design and Development Institute (FDDI) was set-up in the year 1986 under the Societies Registration Act, 1860 with an objective to provide skilled manpower and technical services to the leather and footwear industry.

15.11.2 FDDI has been conferred the status of "Institution of National Importance" as per the Footwear Design and Development Institute Act, 2017. FDDI has been playing a pivotal role in facilitating Indian industry by bridging

the skill gaps in the areas of footwear, leather, fashion, retail and management. The Institute has a pan-India presence with well-designed campuses at Noida, Fursatganj, Chennai, Kolkata, Chhindwara, Rohtak, Jodhpur, Guna, Patna, Hyderabad, Ankleshwar and Banur (Chandigarh).

15.11.3 FDDI offers Bachelor and Master degree programmes in the areas of Footwear Design & Production, Production & Management and Retail & Fashion Merchandise, Leather Goods and Accessories Design and Fashion Design, besides offering short term Industry specific programmes.

Representation of Scheduled Castes/ Scheduled Tribes/OBCs/Ex-servicemen and Physically Disabled persons in Services

16.1 The Government's efforts for safeguarding of public employment for persons belonging to Scheduled Castes and Scheduled Tribes are instrumental in ensuring inclusive growth of the Nation, free from discrimination and sufferings. In accordance with the policy of the Government of India, an SC/ST Cell has been created in the Department under a Liaison Officer of the rank of Deputy Secretary with the objective of ensuring proper implementation of the instructions issued from time to time relating to reservation for SCs/STs in Government service. The SC/ST Cell in the Department is responsible for monitoring the implementation of the instructions of the Government on the reservation of SC/ST in services in the Department as well as in its various attached/subordinate offices, inspection of reservation rosters, ensuring submission of regular returns to the Department of Personnel & Training.

16.2 Similarly, a nodal officer has been appointed in the rank of Deputy Secretary, for ensuring proper implementation of the instructions issued from time to time in respect of OBCs in government service.

16.3 Periodic directions are also issued by the Department to all administrative sections

as well as the appointing authorities under its control to ensure proper implementation of the directives on reservation for members of the Scheduled Castes/ Scheduled Tribes/OBCs/Ex-servicemen and Physically Disabled Persons.

16.4 Representation of Person with Disabilities in Service

16.4.1 Section 3 of the Persons with Disabilities (Equal Opportunities, Protection of Rights and Full Participation) Act, 1995 stipulates that as a matter of policy, 3% reservation in the posts under the Government be provided for persons with disabilities. The Department for Promotion of Industry and Internal Trade has been making efforts in the matter and the instructions issued by the Government of India from time to time are being implemented in the Department and circulated to all attached/subordinate offices and autonomous organizations under the Department, ensuring its compliance.

16.4.2 The breakup of number of Persons with Disabilities and Ex-servicemen working in the Department for Promotion of Industry and Internal Trade and its Attached/Subordinate offices and Autonomous Bodies is as follows:

PROFORMA

S. No.	Category of Post	Sanctioned Strength	No. of Physically Handicapped Persons	No. of Ex-Servicemen
1.	A	2540	26	8
2.	B	1147	9	4
3.	C & D#	1725	33	23

Erstwhile Group 'D'

Women Welfare Activities

17.1 Constitution of India prominently underlines the principles of gender equality. It enables the Government to frame and implement policies aimed at advancement of women in all walks of life. It has thus always been an endeavor of the Government to promote social and economic empowerment of women through cross-cutting policies and programmes; mainstream gender concerns; awareness creation about their rights and facilitation of institutional and legislative support for enabling them realize their rights and develop to their full potential.

17.2 Government of India has always emphasized that an empowered woman living with dignity and contributing as equal partners in development in an environment free from violence and discrimination is one of the basic necessities for the country to develop and to prosper. Accommodating these views and with a view to address the concerns relating to safety and dignity of women at

workplaces, the Government has provided for the Sexual Harassment of Women at Workplace (Prevention, Prohibition and Redressal) Act, 2013. The Act, while providing for a series of institutional and legal arrangements, requires every Ministry/ Department to have an Internal Complaints Committee to look into complaints of sexual harassment of women at workplace. The Department has constituted an Internal Complaints Committee meeting all its requirements, including its composition and hierarchy.

17.3 Apart from constitution of the Internal Complaints Committee, the Department has undertaken a number of proactive steps to maintain a healthy and congenial atmosphere for women employees in line with the guidelines issued by the Government time to time. Women employees, as equal partners in this endeavor, are encouraged to make suggestions for improvement in their working conditions.

Implementation of Official Language Policy in the Department

18.1 Official Language Policy of the Union Government

18.1.1 The Department of Official Language, Ministry of Home Affairs for ensuring proper compliance of the Official Language Policy in all the offices of the Union Government, every year sets the goals and schedules of the official language Hindi through the Annual Program. The Department takes possible effort to achieve these goals. The Official Language Section has implemented all kinds of translation work of the department as well as the Official Language Policy, rules and provisions in a time-bound manner.

18.2 Implementation of Official Language Policy

18.2.1 The provisions of the Official Languages Act, 1963 are being implemented in the Department. All documents viz. Resolutions, General Orders, Rules, Notifications, Administrative and Other Reports, Press Communiques, Administrative and Other Reports and Official Papers to be laid before a House or Houses of Parliament, Contract, Agreements, Licenses, Permits, Tender Notices, Tender Forms and Circular specified under section 3(3) of the Act have been issued bilingual i.e. in both Hindi and English languages. Similarly, as per Rule-5, all the letters received in Hindi were answered in Hindi only. During the quarter ending in September 2022, the original Hindi correspondence has been 73 percent

in 'A' region, 74 percent in 'B' region and 57 percent in 'C' region in the offices under the Department.

18.2.2 The orders, rules and provisions received from the Department of Official Language from time to time were circulated for smooth implementation of the official language policies in all attached /subordinate offices of the Department. During the reported year there has been commendable progress of official language in the offices located in 'A' and 'B' regions.

18.2.3 In order to promote Hindi typing work on e-office in the Department, Hindi Indic input tool was enabled on all the computers of the Department by the Hindi section and the concerned officers/employees of the section were also informed about its use. In order to take note of the status of progressive use of Hindi by the Official Language Section, Official Language inspections of 18 sections were carried out. For Hindi typing work in the Department, about 10 officials have been nominated for training in Hindi typing training program being run by the Department of Official Language.

18.2.4 Workshops have been organized to remove the hesitation of the officers/officials of the Department to work in Hindi. Information about official language policy and rules was provided in Hindi workshops and the rules and procedures for filling quarterly progress reports correctly were explained.

18.3 Monitoring of Official Language Implementation in the Department

18.3.1 In order to monitor the status of successful implementation of the Official Language Policy in the Department, there is an Official Language Implementation Committee of the Department constituted under the chairmanship of the Joint Secretary and in-charge of Official Language of the level of Deputy Secretary, Senior Development Officer and Directors are the members. Total 04 meetings of the Official Language Implementation Committee were held during the year. The progressive use of Hindi progress is reviewed in the meetings of the committee and decisions are taken on issues found lacking in implementation. Follow-up action is ensured on the decisions taken in the meetings of the committee.



Inspection of subordinate offices Patent office, Mumbai and PESO office, Hyderabad by Committee of Parliament on Official Language.

18.4 Inspection by the Committee of Parliament on Official Language

18.4.1 The Empowered Committee of Parliament on Official Language, regularly conducts official language inspections to review the progress of official language Hindi in the Ministries/Departments and their Subordinate/Attached offices. From January, 2021 till now, the said Committee has inspected 12 offices of the Department such as the Office of the Joint Chief Controller of Explosives, Hyderabad, Petroleum and Explosives Safety Organization (PESO), Kochi, Quality Council of India, New Delhi and National Institute of Design, Bhopal etc. related to official language. All the inspections were successful due to proper monitoring of the Department and the Committee has expressed satisfaction over the work being done in Hindi in all the offices.

18.5 Organization of Hindi Fortnight in the Department

18.5.1 Like every year, this year also the officers/officials in the Department were encouraged to do more and more work in Hindi. The message on the occasion of Hindi Diwas from Hon'ble Home Minister, Hon'ble Minister of Commerce and Industry and the appeal of the Secretary was circulated in the Department and all attached and subordinate offices.

18.5.2 During the year, Hindi Pakhwada was organized from 16 September, 2022 to 30 September, 2022 in the Department. A total of five competitions were successfully organized for all the officers/officials of the Department during Hindi Pakhwada. The officers and officials of the Department participated enthusiastically in these competitions. The winners of each competition have been awarded cash prizes and certificates.



Officers and Officials participating in Hindi competitions organized during Hindi Pakhwada.

18.6 Participation in the meeting of the Central Official Language Implementation Committee

18.6.1 The work done in Hindi by all the Ministries/Departments of the Government of India is reviewed by the Central Official Language Implementation Committee constituted under the chairmanship of Secretary (Official Language). Its main objective is to promote the progressive use of official language Hindi in official work. Joint Secretary and in-charge of Official Language participated in these meetings on behalf of the Department. Secretary (Official Language) reviewed the works of the Department regarding the progressive use of official language Hindi and suggested the Department to work according to the goals set by the Department of Official Language.

Vigilance Activities

19.1 Vigilance Section of the Department is headed by a Chief Vigilance Officer (CVO) of the rank of Additional Secretary appointed on the advice of the Central Vigilance Commission (CVC), who functions as the nodal point in the vigilance set up of the Department. Vigilance Section is entrusted with the following major functions:

- i. Identification of sensitive areas prone to malpractices/temptations and taking preventive measures to ensure integrity/efficiency in Government functioning.
- ii. Taking suitable action to achieve the targets fixed by the Department of Personnel & Training (DoPT) on anti-corruption measures.
- iii. Processing and initiation of disciplinary proceedings involving vigilance angle against Group 'A' and Group 'B' Officers of DPIIT and such officers of attached/subordinate offices under this Department in whose cases the appointing authority is President.
- iv. Maintenance of Property Folders and issue of permission/sanction under AIS/CCS (Conduct) Rules/FR&SR in respect of officers/officials of DPIIT.
- v. Identification of sensitive posts/sections/divisions and ensure rotational transfer of the officials posted in these posts/sections/divisions in phased manner.
- vi. Circulation of orders/instructions of DoPT & CVC concerning vigilance matters.
- vii. Generation and maintenance of Annual Performance Appraisal Reports of Officers/Officials of DPIIT in SPARROW

in respect of IAS/IPS/IES/ISS/ CSS/ CSSS/CSCS/SSS Cadre and Maintenance of APARs of officers/officials of the Department in respect of which SPARROW has not been introduced. Maintenance of APARs of Group 'A' Officers of O/o Salt Commissioner.

- viii. There are Part-Time Chief Vigilance Officers for attached and subordinate offices under Department for Promotion of Industry and Internal Trade (DPIIT) and autonomous bodies under its purview. Vigilance Section handles the proposal for appointment of part-time CVOs in these attached/subordinate offices/autonomous bodies.
- ix. Preventive vigilance continues to receive priority attention with emphasis on identification of areas sensitive/prone to malpractices and temptation. The guidelines/instructions etc. issued by the DoPT and CVC from time to time in this regard are followed. All the attached/subordinate officers are sensitized to follow them in true spirit.

19.2 Vigilance Awareness Week(VAW), 2022 was organized from 31st October to 6th November, 2022 with the theme "Corruption free India for a developed Nation", "अष्टाचार मुक्त भारत-विकसित भारत". As part of observation of Vigilance Awareness Week, a workshop on 'Preventive Vigilance' and a Training Programme on 'Procedure for conducting Inquiry in Disciplinary cases' were organised on 2.11.2022 and 3.11.2022 respectively. In addition, an essay competition on this year's theme of VAW was also organized for officers/officials of the Department.

Citizen's Charter

20.1 The Department consciously and diligently upholds the values of integrity, transparency and accountability in its day-to-day public dealings. The Department endeavors to add value to services and to speed up the process of decision making and timely implementation by adopting modern management systems and practices. The Department is committed to:

- i. Continuously consult the stakeholders and other interest groups / stakeholders in reviewing the policies and procedures to reflect their views, perceptions and concerns on the policy documents.
- ii. Consider the stakeholders and interest groups as partners in progress and accord them respect and cordiality, encourage them to come out with innovative concepts and procedures to provide for cross-fertilization of ideas that help overall promotion of industrial climate.
- iii. Create more effective channels of communication for a interface with the stakeholders and other interest group through e-governance with widespread use of electronic mode.
- iv. Maintain the confidentiality of the personal and business information disclosed to the Department.

- v. Simplifying procedures for industrial approvals keeping minimum controls that are considered critically essential.
- vi. Place in the public domain all changes in law and procedures through appropriate media channels as and when these are finalized.

20.2 Quick disposal of cases and redressal of grievances is accorded top priority. Towards this, the Department continues to issue on the spot written acknowledgments to all queries and applications and responds to all queries within time bound manner. A detailed list of service provided including standards thereof is at **Table 20.1**

20.3 For successful implementation of the Citizen's - Charter, the Department expects cooperation of the users. An indicative list of expectations is given below:

- i. Submission of duly completed application forms in all respects.
- ii. Proper utilization of central financial assistance released to States Governments/UT Administrations for specific projects and making efforts for the timely completion of these projects.
- iii. Extending courtesies to officials of the Department.
- iv. Always keeping proper records of

letters and communications with the Department.

- v. If the user has an appointment with an officer in the Ministry, please arrive 15 minutes prior to the appointment.
- vi. If the user wants to cancel an appointment, please give a written notice via fax or email at least two days in advance.
- vii. Send reports in the prescribed format as per prescribed timelines.
- viii. To check the website regularly for updates on policies, programmes and procedures.
- ix. Give their suggestions/inputs on drafts placed on Ministry's website/ those circulated to them.
- x. State representatives should attend the conference with complete information.

20.4 Service Audit

20.4.1 The Department is committed to periodical audit of the quality of the services based on stringent benchmarks and standards set, both at the unit and national levels. It is envisaged to hold independent surveys to capture the stakeholder's perceptions and assessment of the quality of services.

20.5 Information Support

20.5.1 Citizens/users desirous of obtaining any information about the Department can approach information and facilitation Counter & Public Relation Office (IFPRO), at Udyog Bhavan, New Delhi, (Near Gate No.11) Tele No. 011-23063088

20.5.2 The Department's cell for investment Promotion and Infrastructure development provides information, guidance and escort services on investment promotion and infrastructure development.

20.5.3 Printed publications of the Department can be obtained from any outlet of the controller of Publications. Users may visit Department's website (<https://dpiit.gov.in>) for downloading relevant forms for making applications for Industrial Entrepreneurs-Memorandum, letter of intent, Foreign Collaboration etc.

20.6 Investor facilitation cell at Invest India

20.6.1 Investor facilitation Cell (IFC) at Invest India is the first point of reference for foreign and domestic investor and acts at the primary support for all queries and provides handholding and liaisoning services. Its experts, specializing across different countries, India States and sectors, handhold investors through their investment lifecycle from pre-investment to after-care. Queries could be raised through filling up a web- form at Invest India's website or by writing an email to contact@investindia.org.in and Telephone Number 011-2048155.

20.7 Grievance Redressal

20.7.1 DPIIT is committed to redressal of all grievances received from stakeholders with a view to accelerate the pace of industrial development in the country. DPIIT has put in place a mechanism to promptly examine all grievances, which are directly attended by the officers of the Department, to ensure a well-coordinated and timely response. Senior Officers regularly review the redressal of grievances and issue directions for providing effective relief, wherever required. With the object of strengthening the grievances redressal mechanism in the Department internally and

to improve the quality of responses, a web-based form/template has been designed on the official website of DPIIT (<https://dipp.gov.in/complaints-grievances>), so that the end user can submit their queries and grievance on the official website. A grievance pertaining to this department can be submitted through any of the following modes:

- i. Grievance can be e-mailed to: dpiit@gov.in
- ii. Grievance can also be submitted online at: <https://grievance.dpiit.gov.in>
- iii. Centralized Public Grievance Redress And Monitoring System (CPGRAMS): <https://pgportal.gov.in>

Table 20.1

List of Some Services/ Transaction included in the Citizen's Charter

S. No.	Services
1.	Grant of ad-hoc permission for manufacture and sale of cement without standard mark for a maximum period of 150 days.
2.	Certification of essentiality for import of capital goods required for initial setting up of new projects or expansion of the existing projects.
3.	Furnishing of comments of the DPIIT to the Ministry of Coal for long term of Coal linkage and allocation of coal blocks for cement sector.
4.	Release of funds to National Council for Cement and Building Materials (NCCBM) and Development Council for Cement Industry (DCCI).
5.	Inclusion of Paper Mill in Schedule I of Newsprint Control Order 2004.
6.	Sponsoring of priority movement of Coal to paper mill.
7.	Release of Plan and Non-plan funds to Central Pulp and Paper Research Institute (CPPRI). and Development Council for Pulp, Paper and Allied Industries (DCPPAI)
8.	Essentiality Certificate for projects in Explosives sector.
9.	Issuing Industrial License for compulsory licensable items under IDR Act,1951 and Issuing Arms License under Arms Act,1959 as per powers delegated to Secretary, DPIIT
10.	Issuing Acknowledgement for Industrial Entrepreneur Memorandum (IEM)
11.	Recognition Of Competent Authority(CA), Inspecting Authority(IA), Well -Known Material Testing Laboratory, Well-Known Steel Maker, Well-Known Foundry/Forge, Well-Known Tube/ Pipe Maker And Well Known Remnant Life Assessment Organisation under the Indian Boiler Regulations, 1950.
12.	Issue of Central Boilers Board (CBB) Authorization cards to Competent Persons under the Indian Boiler Regulations, 1950 for inspection and certification of boilers and boiler components during manufacture, erection & use.

S. No.	Services
13.	Grant of Certificate of Proficiency to Boiler Operation Engineers.
14.	Approval of pressure parts materials for boilers & boiler components made outside the country under Regulation 393 (b) of the Indian Boiler Regulations, 1950.
15.	Miscellaneous approvals/clarifications under the Boilers Act, 1923/ Indian Boiler Regulations, 1950.
16.	Release of funds to SPVs/SIAs for project under IIUS/MIUS.
17.	Preparation and scrutiny of Bills to make payment to private firms/suppliers.
18.	Essentiality Certificate for project in Consumers Industry.
19.	Essentiality Certificate for projects in Light Engineering Industry.
20.	Release of Wholesale Price Index.
21.	Approval Foreign visit of Ministers/officers of the State Government concerning industry sector.
22.	Release of funds.
23.	Views on MOUs Agreements, Guidelines etc.
24.	Views on NITs, EOIs, RFPs etc.
25.	Concurrence to foreign deputations.
26.	Views on SFC/EFC NOTES/Cabinet Notes.
27.	Misc. Administrative matters having financial implications.
28.	Payments of bills by PAO.
29.	Despatch of Pension Authority to the CPAO.
30.	Issue of annual account of GPF.
31.	Certificate of Recognition to start-ups.
32.	Processing applications for Section 80-IAC (Income Tax) Exemption for Startups.
33.	Processing applications for Section 56 (Angel Tax Exemption) for start-ups.
34.	Query Resolution for Startups.
35.	Grievance redressal related to procurement from start-ups.
36.	Release of grant under the scheme 'Indian Footwear, Leather and Accessories Development Programme (IFLADP).
37.	Coordination of activities of NPC and QCI.

S. No.	Services
38.	Release of funds to National Productivity Council (NPC).
39.	Dissemination and identification of the concerned Administrative Ministry/Department and e-transfer the proposal.

Name Designation and Contact Details of Concerned Officers

Sl. No.	Name and Designation	Address	Tel. No & e-mail
1	Shri Rohtas Singh Under Secretary	Room No. 366-B, Udyog Bhawan, New Delhi.	011-23063229 singh.rohtas@nic.in
2	Shri Narender Kumar Director	Room No. 257-A, Udyog Bhawan, New Delhi.	011-23062318 narender.kumar24@nic.in
3	Shri R. K. Singh Grievance Officer and Joint Secretary	Room No. 222, Vanijya Bhawan, New Delhi.	011-23072011 jsadmin-dpiit@gov.in
4	Ms Arti Bhatnagar AS&FA	Room No. 121, Udyog Bhawan, New Delhi.	011- 2306 2756 arti.bhatnagar@nic.in

Right to Information (RTI)

21.1 The Department for Promotion of Industry and Internal Trade (DPIIT) has been implementing the Right to Information Act, 2005 since its inception. RTI Cell has been set up in the Department at Room No. 320, Udyog Bhawan, New Delhi for receiving the RTI Applications/Appeals for the entire Department and forwarding the same to the concerned CPIOs of the Department and transferring to other Public Authorities concerned. RTI Section keeps record of all the RTI applications/Appeals being received in the Department and also monitors for their timely disposal.

21.2 All the Director/Deputy Secretary level officers have been designated as Central Public Information Officers (CPIOs) under Section 5(1) of the RTI Act, 2005 for providing information/documents to the citizens. Further, a Joint Secretary/Additional Secretary level officer has been designated as First Appellate Authority (FAA) for addressing the appeals/complaints, filed by the Appellant under Section 19 of the RTI Act, 2005. Shri Sanjiv, Joint Secretary, Room No.101, Vanijya Bhawan, New Delhi is the designated First Appellate Authority (FAA) in the Department.

21.3 DPIIT has provided the required information on the Departmental Website (<http://dpiit.gov.in>) under suo motu disclosure on proactive basis. All the items which are required to be placed in public domain proactively in terms of Section 4 (1) (b) of the RTI Act, 2005 have been uploaded on the Departmental Website and also being updated on regular basis. Instructions have been issued to all divisions in DPIIT to provide and disclose as much as information on DPIIT Website so as to reduce the numbers of RTI Applications. Various divisions of the Department are providing the required information on the DPIIT Website.

21.4 As per the provisions of Section 26 of the RTI Act, training programme for CPIOs is also conducted by the Department for advancement of knowledge of CPIOs and to ensure disposal of RTI Applications/First Appeals in the stipulated time.

21.5 During the financial year 2022-23 (up to 31.12.2022), total number of 847 RTI applications and 75 First Appeals have been received in the Department. Quarter-wise breakup of RTI applications and First Appeals received during 2022-23 is given below:

Quarter	No. of RTI Applications	No. of First Appeals
1st Quarter (1 st April to 30 th June, 2022)	241	23
2nd Quarter (1 st July to 30 th September, 2022)	247	24

Quarter	No. of RTI Applications	No. of First Appeals
3rd Quarter (1 st October to 31 st December, 2022)	359	28
Total	847	75

21.6 A Report under the RTI Act, is furnished to the Central information Commission (CIC) on quarterly basis.

Details of Activities under MoUs signed with various countries

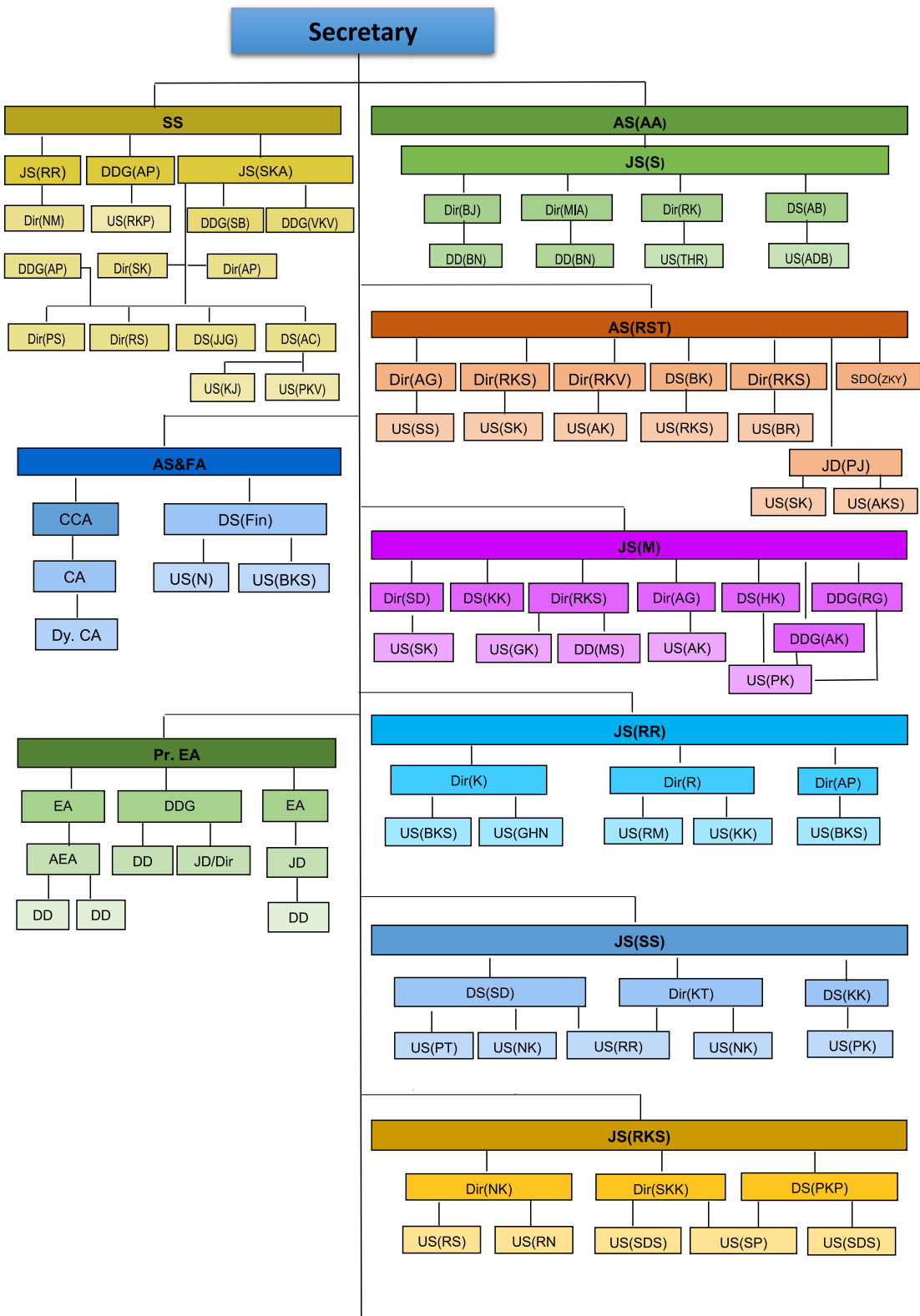
S. No.	Country	Date of coming into force	Outcome/Current status	Valid up to
1.	EUIPO	11th May, 2022	1. The MoU has been signed between DPIIT and EUIPO to establish a wide ranging and flexible mechanism for developing and furthering cooperation activities between the Participants in the field of IP and information technology services related to this field.	11th May, 2026
2.	Taiwan	18th May, 2022	1. The MoU has been signed between India Taipei Association in Taipei and Taipei Economic and Cultural Center in India on behalf of their designated coordinating agencies, DPIIT and Taiwan Intellectual Property Office (TIPO) to establish a wide-ranging and flexible mechanism for developing and furthering the cooperation activities between the Coordinating Agencies in the Intellectual Property field and information technology services related to this field.	18th May, 2026
3.	Russia	03.12.2021	1. A Memorandum of Cooperation (MoC) was signed with the Russian Federation on 3rd Dec 2021 with an objective to establish a wide ranging and flexible mechanism for developing and furthering the cooperation activities between India and Russia in the field of IP and information technology services related to IP.	02.12.2025
4.	USA	02.12.2020	1. The MoU is in force and valid for 10 years from date of signing. 2. Biennial work plan under the MoU has been mutually agreed between DPIIT and USPTO. 3. An information exchange program on Opposition Procedures was conducted between USPTO and CGPDTM in September 2022 in New Delhi.	01.12.2030

S. No.	Country	Date of coming into force	Outcome/Current status	Valid up to
5.	Denmark	26.09.2020	<p>1. The MoU is in force.</p> <p>2. Biennial work plan between CGPDTM and DKPTO has been renewed for 2022-24.</p> <p>3. 15 Officers from DPIIT, Indian Patent Office, Other concerned Ministries/ Departments and Tech Transfer Organizations participated in the course "FOSTERING INNOVATION AND COMMERCIALISATION OF IPR" under the DFC Scholarship Program in Denmark in April-May 2022.</p> <p>4. An introductory meeting on Industrial Designs was held in the Designs Wing, Kolkata from 12 -13 May 2022 where both sides presented their respective practices regarding registration of designs and related administrative and practical aspects, including cancellations/ revocations.</p> <p>5. Another introductory meeting on Trade Marks was held in the Trade Mark Registry, Mumbai on 17.05.2022 where both sides presented their respective practices regarding registration of trademarks and related administrative and practical aspects, including oppositions and cancellations.</p> <p>6. Two one-week workshops on quality management system (QMS) were conducted for Officials of Indian Patent Office by the DKPTO from 23-27 May 2022 and 17-21 October 2022 at IPO Delhi.</p> <p>7. A Design knowledge exchange program was conducted between DKPTO and O/o CGPDTM in Kolkata from 19th Sept to 20th September 2022.</p> <p>8. A Trademark knowledge exchange program was conducted between DKPTO and O/o CGPDTM in Mumbai from 22nd to 23rd September 2022.</p>	25.09.2024
6.	Portugal	14.02.2020	1. The MoU is in force.	13.02.2024

S. No.	Country	Date of coming into force	Outcome/Current status	Valid up to
7.	European Patent Office	Signed: 23.09.2014 Renewed: 23.09.2018	1. The MoU got expired.	22.09.2022
8.	Canada	Signed: 23.02.2018 Automatically extended for further period of 4 years on 23.02.2022	1. The MoU is in force. 2. Biennial work plan for 2021-22 has been signed between IP Offices of Canada and India.	22.02.2026
9.	Sweden	01.09.2017 Automatically extended for further period of 4 years on 01.09.2021	1. The MoU is in force.	31.08.2025
10.	France	Signed 15.07.2006 Renewed: 2016	1. The MoU is in force.	The term of the MOU has not been specified. The MoU may be denounced by giving minimum 6 months prior notice by either of the Parties.
11.	Japan	29.06.2015 Automatically renewed on 29.06.2019	1. The MOU is in force. 2. Various Training Programs were organized in 2022 such as <ul style="list-style-type: none"> • Course for Practitioners Specializing in Trademarks • Course on Anti-Counterfeiting Measures for Practitioners • Course for Practitioners Specializing in Patents • Course for IP Trainers 	28.06.2023

S. No.	Country	Date of coming into force	Outcome/Current status	Valid up to
			<ul style="list-style-type: none"> Course on Design Substantive Examination and Accession to the Hague Agreement Course on Design Policy for India 	
12	Singapore	04.10.2016 Automatically extended for further period of 4 years on 04.10.2020	1. The MoU is in force.	03.10.2024
13	UKIPO	07.11.2016 Automatically extended for further period of 4 years on 07.11.2020	1. The MoU is in force.	06.11.2024
14	WIPO	Signed: 13.11.2009 Renewed: 05.10.2017	1. The MoU is in force.	The term of the MoU has not been specified. The MoU will remain alive unless decided by parties by mutual consent or by one party giving the other party written notification of its intention to terminate the MoU.

ORGANISATION CHART OF DEPARTMENT FOR PROMOTION OF INDUSTRY AND INTERNAL TRADE



LIST OF ORGANIZATIONS UNDER DPIIT

S. No.	Name and Type of Organization
A.	ATTACHED OFFICES
1	Office of the Economic Adviser, New Delhi.
2	Office of the Salt Commissioner, Jaipur
B.	SUBORDINATE OFFICES
3	Office of the Controller General of Patents, Designs & Trade Marks, Mumbai
4	Petroleum & Explosives Safety Organisation, Nagpur
5	Office of the Chief Controller of Accounts, New Delhi
C.	AUTONOMOUS BODIES
6	Central Pulp and Paper Research Institute (CPPRI), Saharanpur
7	Indian Rubber Manufacturers Research Association (IRMRA), Thane
8	National Council for Cement and Building Materials (NCCBM), Ballabgarh
9	National Industrial Corridor Development Corporation (NICDC) Limited, New Delhi
10	National Institute of Design (NID), Ahmedabad, Gujarat
11	National Institute of Design (NID), Andhra Pradesh
12	National Institute of Design (NID), Madhya Pradesh
13	National Institute of Design (NID), Assam.
14	National Institute of Design (NID), Haryana
15	National Productivity Council (NPC), New Delhi
16	Quality Council of India (QCI), New Delhi.
17	Footwear Design and Development Institute, Noida
D.	OTHER BODIES (Central Public Sector Enterprises)
18	India International Convention and Exhibition Centre (IICC), New Delhi.
19	Jammu and Kashmir Development Finance Corporation (JKDFC)

STATE WISE BREAK-UP OF INVESTMENT INTENTIONS (IEM PART A)

Name of the State	2018		2019		2020		2021		Upto Dec 2022	
	Numbers Filed	Proposed Investment (₹Cr)	Numbers Filed	Proposed Investment (₹Cr)	Numbers Filed	Proposed Investment (₹crore)	Number	Proposed investment (₹crore)	Number	Proposed Investment (in crore)
Andaman & Nicobar	1	395	0	0	0	0	0	0	0	0
Andhra Pradesh	161	19804	139	18823	59	9727	47	9373	54	16137
Arunachal Pradesh	0	0	0	0	1	60	2	15	0	0
Assam	15	438	23	2361	4	99	17	1221	14	18582
Bihar	9	8097	8	671	5	1304	21	11004	7	1305
Chandigarh	0	0	1	1	1	3	0	0	0	0
Chhattisgarh	35	3836	61	5132	109	22193	98	31564	35	7443
Dadra & Nagar Haveli	17	5000	15	151	13	516	8	2787	11	493
Daman & Diu	3	781	14	109	5	0	6	700	5	2
Delhi	8	362	8	48	32	3710	7	901	22	15102
Goa	10	1186	13	589	5	0	7	163	5	2065
Gujarat	464	79433	433	343834	220	46141	214	92566	191	100089
Haryana	75	2493	82	8283	42	2243	44	5714	38	3302
Himachal Pradesh	17	518	15	345	7	218	5	591	9	400
Jammu & Kashmir	5	162	10	346	4	151	5	681	12	1385
Jharkhand	27	9630	25	1159	8	547	10	1347	7	4270
Karnataka	142	90583	251	83492	120	162492	114	61726	103	70695
Kerala	3	154	5	129	10	382	4	121	3	16
Lakshadweep	0	0	0	0	0	0	0	0	0	0
Madhya Pradesh	140	23909	178	17262	93	32831	113	21859	75	11956
Maharashtra	426	86163	410	115277	296	44188	273	277335	232	38986
Manipur	0	0	1	45	0	0	0	0	0	0
Meghalaya	3	84	2	0	1	405	0	0	4	358
Mizoram	0	0	0	0	0	0	1	220	0	0
Nagaland	0	0	1	48	0	0	0	0	0	0
Orissa	45	15917	76	29826	46	37721	60	137939	55	72345
Puducherry	2	0	5	109	0	0	5	406	3	1305
Punjab	41	20366	57	1843	42	1479	40	8016	26	3789
Rajasthan	92	39606	100	10108	40	12698	61	42452	45	22155
Sikkim	0	0	3	72	0	0	2	40	0	0
Tamil Nadu	98	11522	129	8562	76	6807	115	29636	68	9383
Telangana	75	5785	71	5432	57	7392	41	4614	34	5887
Tripura	2	64	1	10	0	0	1	15	0	0
Uttar Pradesh	148	26262	147	16799	91	11384	114	17278	71	10375
Uttarakhand	47	1380	46	2142	18	377	27	5609	30	1744
West Bengal	62	4722	48	5844	27	9552	27	5535	26	4532
Total	2173	458652	2378	678852	1432	414620	1489	771428	1185	424101

SECTORWISE INVESTMENT INTENTION BASED ON PART A DURING LAST FIVE YEARS

SCHEDULED INDUSTRY	2018		2019		2020		2021		Upto Dec .2022	
	Nos filed	Proposed Investment in ₹Crore	Nos filed	Proposed Investment in ₹Crore	Nos filed	Proposed Investment in ₹Crore	No. Filed	Proposed Investment in ₹Crore	No Filed.	Proposed Investment in ₹crore
Metallurgical Industries	138	95579	137	21514	100	91516	100	172208	90	86165
Agricultural Machinery	3	46	4	385	1	9	4	217	1	100
Boilers&SteamGen.Plants	3	29	3	563	2	622	5	1858	5	436
Cement and Gypsum	64	9814	54	16894	35	8256	51	20348	12	9081
Ceramics	50	1828	34	1527	11	957	7	720	14	1718
Chemicals(Except Fertilizers)	139	49849	193	81579	143	34673	163	69040	111	75018
Comm/Office/Hholdequpts	54	12773	92	70945	44	17839	38	4020	17	3198
Defence Industries	0	0	0	0	0	0	1	60	1	60
Drugs and Pharmaceuticals	91	4679	87	5195	77	7376	75	13611	53	8032
Dye Stuffs	6	312	6	848	4	538	1	71	1	0
Earth Moving Machinery	3	81	3	3500	1	73	2	177	0	0
Electrical Equipments	220	57510	249	76728	164	176610	158	65979	91	42968
Fermentation Industries	73	7973	44	4017	58	6889	205	42880	145	27542
Fertilizers	21	21604	16	48368	6	368	9	1112	7	1616
Food Processing Industry	196	23447	249	20692	119	6781	105	12781	126	12037
Fuels	9	28779	9	63093	5	317	11	2316	7	19063
Glass	11	1647	23	3828	7	567	9	5712	4	1612
Glue and Gelatin	4	268	5	161	3	112	4	716	1	136
Industrial Instruments	4	94	2	30	6	240	1	100	1	50
Industrial Machinery	27	1567	37	2471	13	1204	15	1908	21	2477
Leather	4	17	8	108	2	58	1	48	2	295
Machine Tools	6	462	9	963	7	240	4	790	3	279
Math,Survey,Drawing Inst.	0	0	0	0	1	88	1	0	0	0
Medical and Surgical equip	3	77	3	167	9	467	9	556	6	461
Misc.Industry	142	9104	188	8050	107	6915	54	7338	39	8129
Misc.Mechanical & Engg.Ind	112	16052	155	10512	70	5816	71	10047	45	2611
Others	170	29993	269	195103	175	29503	130	287045	122	90319
Paper and Pulp	74	28045	65	1914	35	1898	24	2851	19	2321
Photographic raw film/Paper	1	24	0	0	0	0	1	50	0	0
Prime Movers	14	1180	19	3114	5	1018	5	1574	4	65
Rubber Goods	25	4254	21	3015	14	1383	14	899	15	3040
Scientific Instruments	0	0	4	193	1	148	0	0	1	50
Soaps, Cosmetics and Toiletries	11	654	12	349	13	703	8	864	17	226
Sugar	28	1317	22	1675	26	1715	32	15776	23	4604
Telecommunications	18	4871	13	1548	9	331	7	5368	7	2089
Textiles	250	25053	192	8534	94	6197	86	11520	93	11381
Timber Products	12	306	12	497	8	621	6	2110	5	365
Transportation Industry	165	18118	127	19618	52	2346	62	7040	71	6460
Vegetable Oil & Vanaspathi	22	1246	12	1154	5	226	10	1718	5	97
Total	2173	458652	2378	678852	1432	414620	1489	771428	1185	424101

**STATE-WISE BREAK UP OF IEMS IMPLEMENTED BASED ON PART B
(DURING THE LAST FIVE YEARS)**

Name of the State/UTs	2018		2019		2020		2021		Upto Dec 2022	
	No filed	Invs (₹Cr)	No filed	Invs (₹Cr)	No Filed	Inv (₹Cr)	No. Filed	Inv (₹Cr)	No. Filed	Inv (₹Cr)
Andaman & Nicobar	0	0	0	0	0	0	0	0	0	0
Andhra Pradesh	72	9553	73	34696	42	9840	47	10350	46	45217
Arunachal Pradesh	1	21	0	0	0	0	0	0	0	0
Assam	23	777	9	322	9	989	4	452	13	633
Bihar	5	569	3	242	2	121	2	71	4	646
Chandigarh	0	0	0	0	0	0	0	0	0	0
Chhattisgarh	4	1014	24	14345	51	73567	70	16492	27	2766
Dadra & Nagar Haveli	7	516	7	248	8	2364	4	68	16	3226
Daman & Diu	2	149	2	57	5	326	3	176	2	642
Delhi	0	0	2	1207	0	0	2	106	0	0
Goa	3	402	3	16	0	0	3	62	4	488
Gujarat	316	31819	434	1518861	285	34866	110	104968	154	39259
Haryana	17	3615	34	3842	15	4915	19	3562	20	2891
Himachal Pradesh	5	855	4	247	5	855	8	1473	9	1131
Jammu & Kashmir	5	932	1	114	1	15	5	126	5	169
Jharkhand	10	2317	12	44199	18	1667	11	2728	10	15489
Karnataka	77	24480	61	21984	41	6565	43	6327	57	8042
Kerala	0	0	2	11	1	97	4	79	2	1
Lakshadweep	0	0	0	0	0	0	0	0	0	0
Madhya Pradesh	58	6376	121	11335	60	5275	63	14500	53	7153
Maharashtra	159	130797	144	34190	101	33715	171	45855	201	35675
Manipur	0	0	0	0	0	0	0	0	0	0
Meghalaya	1	44	0	0	0	0	0	0	0	0
Mizoram	0	0	0	0	0	0	0	0	0	0
Nagaland	0	0	0	0	0	0	0	0	0	0
Orissa	4	3808	29	47434	28	28954	30	89167	22	37266
Puducherry	0	0	1	54	0	0	3	6	1	0
Punjab	11	1866	43	27751	22	1198	29	5627	31	4466
Rajasthan	32	4121	55	12258	21	5917	14	7571	43	17403
Sikkim	11	947	0	0	0	0	0	0	2	22
Tamil Nadu	33	2111	29	2860	17	1184	40	13684	60	9268
Telangana	39	6369	38	7364	42	6057	25	6739	34	3915
Tripura	0	0	0	0	1	29	0	0	0	0
Uttar Pradesh	48	12934	38	6162	51	14177	60	11333	53	8896
Uttarakhand	33	2841	41	4392	11	459	22	4489	21	1665
West Bengal	29	6550	19	2361	11	817	20	1967	26	3735
Total	1005	255783	1229	1796552	848	233969	812	347978	916	250064

SECTOR WISE INVESTMENT IMPLEMENTED BASED ON PART B

	2018		2019		2020		2021		Upto Dec.2022	
SCHEDULED INDUSTRY	Nos filed	Investment in ₹Crore	Nos filed	Investment in ₹Crore	Nos filed	Investment in ₹Crore	No. Filed	Investment in ₹Crore	No Filed.	Investment in ₹crore
Metallurgical Industries	42	18329	78	53188	91	80473	107	129984	66	43055
Agricultural Machinery	4	1342	5	1047	3	244	6	843	7	1864
Boilers & SteamGen.Plants	0	0	2	399	0	0	1	612	0	0
Cement and Gypsum	34	8951	23	6541	23	8697	35	23674	32	16734
Ceramics	122	4707	74	3331	27	1642	13	1151	10	1287
Chemicals(Except Fertilizers)	67	20575	110	1475236	83	24801	70	60924	137	25086
Comm/Office/Hholdequpts	10	763	22	928	17	19483	17	1617	16	4915
Defence Industries	1	96	0	0	0	0	0	0	0	0
Drugs and Pharmaceuticals	40	7072	36	4854	39	5599	30	3599	23	3185
Dye Stuffs	2	49	5	957	1	151	4	368	1	0
Earth Moving Machinery	1	10	1	111	1	46	2	302	2	401
Electrical Equipments	91	29339	156	103520	88	25272	65	18879	81	68682
Fermentation Industries	9	5627	19	1199	9	856	34	2741	35	4665
Fertilizers	13	1817	7	1267	9	2299	6	5964	7	214
Food Processing Industry	82	4942	107	9677	80	7571	72	7236	102	15679
Fuels	0	0	3	40109	3	544	1	10	3	79
Glass	5	639	8	1345	3	469	5	1069	6	1721
Glue and Gelatin	1	9	4	223	3	558	0	0	3	169
Industrial Instruments	0	0	3	31	0	0	1	0	3	362
Industrial Machinery	20	909	9	1101	17	2308	6	581	13	552
Leather	3	211	3	163	2	57	0	0	2	61
Machine Tools	3	132	5	246	0	0	1	36	1	10
Math,Survey,Drawing Inst.	0	0	0	0	0	0	0	0	0	0
Medical and Surgical equip	2	98	1	1313	1	13	2	213	2	74
Misc. Industry	77	5185	82	3972	42	3648	41	4270	38	3987
Misc. Mechanical & Engg. Ind	39	3357	73	15478	67	8649	38	5338	56	6599
Others	68	112856	92	22333	57	7433	74	23413	53	8113
Paper and Pulp	24	5359	27	6064	28	1875	25	1591	27	4216
Photographic raw film/Paper	1	24	0	0	0	0	0	0	0	0
Prime Movers	15	1122	15	3006	3	567	10	4381	13	3773
Rubber Goods	11	1544	5	294	12	6065	2	207	17	11246
Scientific Instruments	0	0	0	0	1	37	0	0	2	137
Soaps, Cosmetics and Toiletries	12	1033	12	1875	10	1177	5	448	13	1718
Sugar	23	2990	15	1129	7	4703	26	4641	25	3025
Telecommunications	2	192	8	1636	5	375	8	10286	1	35
Textiles	113	8586	128	11296	73	8541	50	5579	64	9068
Timber Products	6	1498	9	268	1	47	2	560	1	265
Transportation Industry	52	5660	74	22078	33	9007	45	27087	37	6844
Vegetable Oil & Vanaspathi	10	760	8	337	9	762	8	374	17	2243
Total	1005	255783	1229	1796552	848	233969	812	347978	916	250064

IPR STATISTICS

1. Patents

Year	Filed	Examined	Granted	Disposal
2005-06	24505	11569	4320	NA
2006-07	28940	14119	7539	NA
2007-08	35218	11751	15316	15795
2008-09	36812	10296	16061	17136
2009-10	34287	6069	6168	11339
2010-11	39400	11208	7509	12851
2011-12	43197	11031	4381	8488
2012-13	43674	12268	4126	9027
2013-14	42950	18306	4225	11672
2014-15	42763	22631	5978	14328
2015-16	46904	16851	6326	21987
2016-17	45444	28967	9847	30271
2017-18	47854	60330	13045	47695
2018-19	50667	85436	15284	51781
2019-20	56284	80088	24936	55945
2020-21	58502	73170	28391	52943
2021-22	66440	66590	30074	35964
2022-23 (Up till 31-12-2022)	57778	39403	22299	41430

2. Designs

Year	Filed	Examined	Registered
2006-07	5521	4976	4250
2007-08	6402	6183	4928
2008-09	6557	6446	4772
2009-10	6092	6266	6025
2010-11	7589	6277	9206
2011-12	8373	6511	6590
2012-13	8337	6776	7252
2013-14	8533	7281	7178
2014-15	9327	7459	7147

Year	Filed	Examined	Registered
2015-16	11108	9426	7904
2016-17	10213	11940	8276
2017-18	11837	11850	10020
2018-19	12585	12661	9483
2019-20	14290	13642	12256
2020-21	14241	13847	9147
2021-22	22699	22120	15262
2022-23 (Up till 31-12-2022)	16034	14803	14767

3. Trade Marks

Year	Filed	Examined	Registered	Disposal
2006-07	103419	85185	109361	NA
2007-08	123514	63605	100857	NA
2008-09	130172	105219	102257	126540
2009-10	141943	25875	67490	76310
2010-11	179317	205065	115472	132507
2011-12	183588	116263	51765	57867
2012-13	194216	202385	44361	69736
2013-14	200005	203086	67873	104753
2014-15	210501	168026	41583	83652
2015-16	283060	267861	65045	116167
2016-17	278170	532230	250070	290444
2017-18	272974	306259	300913	555777
2018-19	338576	337541	316798	519185
2019-20	348918	338551	294172	419566
2020-21	444126	465915	255993	294961
2021-22	462910	431520	261408	318878
2022-23 (Up till 31-12-2022)	343892	205717	188632	234356

4. Geographical Indications

Year	Filed	Registered
2006-07	33	3
2007-08	37	31
2008-09	44	45
2009-10	40	14
2010-11	27	29
2011-12	148	23
2012-13	24	21
2013-14	75	22
2014-15	47	20
2015-16	17	26
2016-17	32	34
2017-18	38	25
2018-19	32	23
2019-20	42	22
2020-21	58	5
2021-22	116	50
2022-23 (Up till 31-12-2022)	178	12

5. Copyright

F. Y.	Applications Received	Applications Examined	Registrations	Total Disposal
2015-16	14812	9325	4505	16203
2016-17	16617	16584	3596	5444
2017-18	17841	34388	19997	39799
2018-19	18250	22658	14625	21546
2019-20	21905	19460	16048	19490
2020-21	23043	20724	16402	19193
2021-22	30988	29105	20673	20837
2022-23 (Up till 31-12-2022)	20840	18901	10400	19462

LIST OF COMPLETED PROJECTS UNDER IIUS/MIUS

S. N.	Scheme Name	Name of the Industrial Cluster	State	Date of approval	Project Cost (in ₹ Cr.)	Approved GOI grant (in ₹ Cr.)	Released GOI grant (in ₹ Cr.)	Completed on
1	IIUS	Auto Components Cluster, Pune	Maharashtra	06-09-04	59.99	44.99	44.54	03-03-2008
2	IIUS	Chemical Cluster, Ankleshwar	Gujarat	02-07-04	152.83	50.00	49.50	17-06-2008
3	IIUS	Textiles Cluster, Tirupur	TN	09-03-04	143.00	50.00	49.50	21-11-2008
4	IIUS	Foundry/Pump/ Motor Cluster, Coimbatore	TN	14-03-05	55.57	39.66	39.08	31-03-2009
5	IIUS	Chemical Cluster, Vapi	Gujarat	25-03-04	54.31	40.49	39.28	30-08-2010
6	IIUS	Textiles Cluster, Ludhiana, Punjab *	Punjab	06-09-04	17.19	12.24	13.16	30-08-2010
7	IIUS	Chemical Cluster, Ahmedabad	Gujarat	14-03-05	73.02	41.8	41.39	30-09-2010
8	IIUS	Foundry Cluster, Belgaum	Karnataka	28-10-04	24.78	18.58	18.02	30-09-2010
9	IIUS	Auto Components Cluster, Chennai	TN	02-07-04	57.06	29.32	29.02	30-09-2010
10	IIUS	Leather Cluster, Ambur	TN	14-03-05	113.51	45.08	43.50	30-09-2010
11	IIUS	Auto Components Cluster, Pithampur	MP	28-10-04	65.20	47.23	46.76	10-03-2011
12	IIUS	Textile Cluster, Ichalkaranji	Maharashtra	14-03-05	68.49	33.25	32.91	04-07-2011
13	IIUS	Machine Tools Cluster, Bangalore	Karnataka	28-10-04	135.50	49.12	47.65	30-08-2011
14	IIUS	Cereals Pulses & Staples Cluster, Madurai	TN	06-09-04	40.2	30.15	29.85	24-03-2012
15	IIUS	Pharma Cluster, Hyderabad	Telangana	04-11-04	66.16	49.62	48.13	20-07-2012
16	IIUS	Multi Industry Cluster, Haldia*	WB	04-03-05	58.85	25.40	34.89	04-10-2012
17	IIUS	Engineering Cluster, Nashik	Maharashtra	24-03-08	67.26	42.88	42.45	12-04-2013
18	IIUS	Marble Cluster, Kishangarh	Rajasthan	28-10-04	52.87	26.79	26.53	30-06-2013
19	IIUS	Metallurgical Cluster, Jajpur	Odisha	02-07-04	88.62	50.00	49.50	31-03-2014
20	IIUS	Leather Cluster, Kanpur	UP	04-03-05	14.34	9.32	9.04	31-03-2014
21	IIUS	Gem & Jewellery Cluster, Surat	Gujarat	24-11-04	61.00	45.61	44.36	31-12-2014
22	IIUS	Iron & Steel Cluster, Raipur	Chattishgarh	04-03-05	58.82	21.16	20.94	31-03-2015
23	IIUS	Coir Cluster, Alappuzha	Kerala	31-12-04	60.55	42.60	42.174	31-03-2015
24	IIUS	Auto Components Cluster, Vijaywada	AP	02-07-04	30.67	23.01	22.31	31-03-2015

S. N.	Scheme Name	Name of the Industrial Cluster	State	Date of approval	Project Cost (in ₹ Cr.)	Approved GOI grant (in ₹ Cr.)	Released GOI grant (in ₹ Cr.)	Completed on
25	IIUS	Baddi Infrastructure, Baddi	HP	19-11-10	88.43	59.95	58.15	31-03-2015
26	IIUS	Marathwada Automobile Cluster, Aurangabad	Maharashtra	31-05-10	82.55	60.00	58.20	31-03-2016
27	IIUS	Kolhapur Foundry Cluster	Maharashtra	31-01-12	44.90	32.59	31.62	31-03-2016
28	IIUS	Bamboo Technology Park, Guwahati	Assam	01-10-10	62.28	52.63	51.05	18-10-2016
29	IIUS	Narol Textiles Infra. Env. Management, Narol	Gujarat	19-11-10	196.56	58.28	56.53	29-03-2017
30	IIUS	Handloom Cluster, Chanderi	MP	27-03-08	44.75	22.39	21.78	28-04-2017
31	MIUS	Industrial Area, Ujjaini, Dhar	MP	05-03-15	48.48	12.62	12.62	30-07-2018
32	MIUS	Hosur Engineering Industry Cluster	Tamil Nadu	01-03-16	31.306	7.69	7.69	31-08-2018
33	IIUS	Auto Cluster, Adityapur	Jharkhand	13-08-08	65.63	47.79	46.37	30-09-2018
34	MIUS	Bobbili growth Center, Vizianagaram District	Andhra Pradesh	01-03-16	10.16	2.54	2.54	01-11-2018
35	MIUS	Industrial Growth Centre, Urla, Distt. Raipur	Chhattisgarh	05-03-15	49.83	12.26	12.26	09-01-2019
36	MIUS	Sirgitti Engineering Cluster	Chhattisgarh	10-08-15	41.76	8.74	8.74	09-01-2019
37	MIUS	Industrial Area, Sitapur, Morena	MP	05-03-15	75.00	12.75	12.75	18-11-2019
38	MIUS	Industrial Infra Upgradation at IMT, Bawal	Haryana	05-03-15	22.54	7.00	7.00	15-01-2020
39	MIUS	RK Nagar Industrial Area	Tripura	01-03-16	52.25	38.76	38.76	12-05-2020
40	MIUS	Bodhjungnagar Industrial Area	Tripura	05-03-15	59.93	43.51	43.44	22-05-2020
41	MIUS	Industrial Infra Upgradation of IMT Manesar*	Haryana	05-03-15	31.83	9.43	10.24	31-07-2020
42	MIUS	KINFRA Defence Park, Palakkad	Kerala	28-03-16	114.06	49.55	49.55	10-11-2020
43	MIUS	Industrial Estate, Kathua	J & K	10-08-15	31.84	14.00	14.00	15-12-2019
44	MIUS	Hindupur Growth Centre & IP Gollapuram, Anantpur District	Andhra Pradesh	01-03-16	25.62	7.316	7.316	30-10-2020
45	MIUS	Zuangtui Industrial Estate, Aizwl	Mizoram	01-03-16	57.55	18.85	14.18	11-02-2021
46	MIUS	Industrial Area, Kandrori	HP	05-03-15	57.55	18.85	18.96	15.06.2022
47	MIUS	Industrial Area, Pandoga	HP	05-03-15	71.69	20.61	20.79	15.06.2022

* Released GoI grant is more than Approved GoI grant due to downward revision in the project cost; the implementing agencies (SIAs/SPVs) have been requested to refund the excess amount...

LIST OF ONGOING PROJECTS UNDER IIUS/MIIUS

S. N.	Scheme Name	Name of the Industrial Cluster	State	Date of approval	Project Cost (in ₹ Cr.)	Approved GOI grant (in ₹ Cr.)	Released GOI grant (in ₹ Cr.)	Physical progress (in %)
1	IIUS	Rubber Cluster, Howrah	WB	29-03-2005	41.01	15.72	15.24	92.00%
2	IIUS	Foundry Cluster, Howrah,	WB	04-03-2005	95.03	38.68	37.52	80.00%
3	IIUS	Pandhurna Industrial Cluster, Chhindwara	MP	02-02-2009	81.10	43.07	41.77	70.00%
4	IIUS	Readymade Garments Cluster, Jabalpur	MP	24-03-2008	60.76	39.68	38.49	97.00%
5	IIUS	Plastic, Polymer and Allied Cluster, Balasore	Odisha	26-03-2010	81.90	58.28	56.53	96.47%
6	IIUS	Tiruchirapalli Engineering and Technology Cluster	Tamil Nadu	01-10-2010	102.81	58.28	52.45	77.00%
7	MIIUS	Tupundana Industrial Estate, Ranchi	Jharkhand	10-08-2015	32.91	12.85	12.85	75.00%
8	MIIUS	Kolhar Industrial Area, Bidar	Karnataka	10-08-2015	141.01	24.36	24.36	97.00%
9	MIIUS	Angul Aluminium Park	Odisha	18-08-2015	99.60	33.44	33.44	75.00%
10	MIIUS	Light Engineering Cluster, Nabha, Patiala	Punjab	05-03-2015	39.26	10.51	10.51	85.00%
11	MIIUS	Pashamylaran Industrial Area, Medak	Telangana	05-03-2015	104.24	25.76	7.07	10.00%

* SIA has been requested to refund excess central grant of ₹ 2.55 cr. (along with interest earned thereon, if any) on account of dropping of CFC machinery component..

Details of Public Accounts Committee (PAC) - CAG Para

Year	No of Paras/PA reports on which ATNs have been submitted to PAC after vetting by Audit	Details of the Paras/PA reports on which ATNs are pending		
		No. of ATNs not sent by the Ministry even for the first time	No. of ATNs sent but returned with observations and Audit is awaiting their resubmission by the Ministry	No. Of ATNs which have been finally vetted by audit but have not been submitted by the ministry to PAC
2021-22	0	0	0	0
2022-23 (up to 31.12.2022)	0	0	0	0



सत्यमेव जयते

**Department for Promotion of Industry
& Internal Trade
Ministry of Commerce & Industry
Government of India**

<https://dpiit.gov.in>